

Certificate of Inspection Reminder Notice

Transport Operations (Road Use Management) Act 1995

Customer Reference Number 102140112

16 September 2019



Queensland
Government

ABN: 39 407 690 291

Telephone: 13 23 90* (Local call cost in QLD)

Note: All vehicles being presented for inspection must be **unladen and clean**. (Clean means free from grease, dirt, mud etc. on both upper and under body components).

Failure to comply with these conditions may result in a refusal to inspect.



/E-21/S-3077/I-3093

WORLD WELDING AND TRANSPORT SERVICE PTY
LTD
PO BOX 1808
MOUNT ISA DC QLD 4825

Plate number

314QZH

Registration category

HTRL

Registration expiry date

01/06/2020

COI expiry date

01/12/2019

Make

Tristar

Body shape

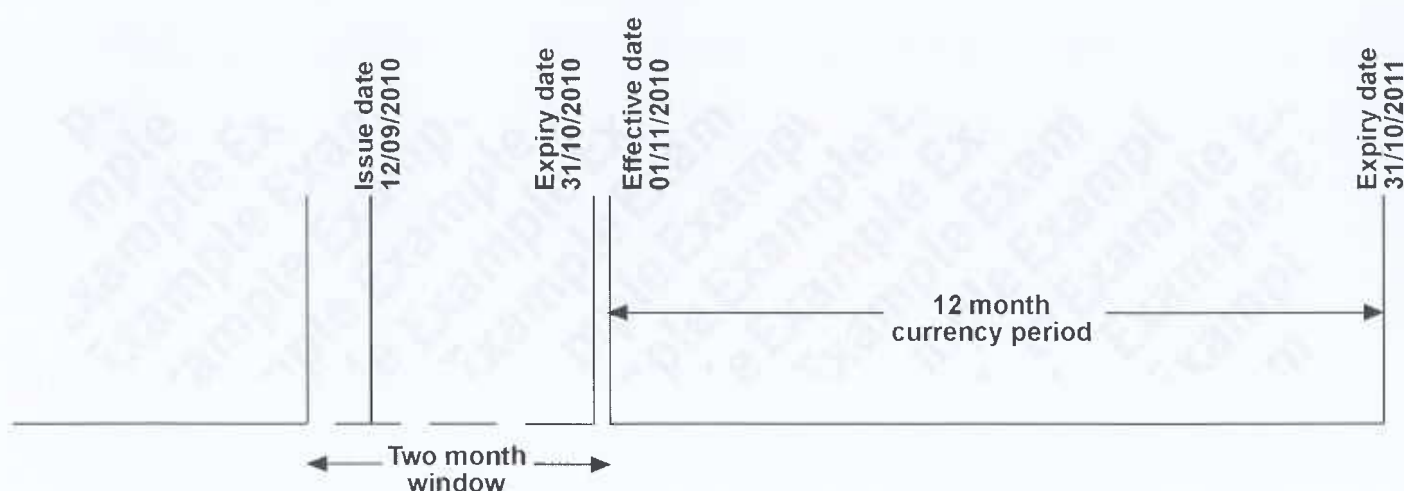
Dolly Trailer

Our records indicate that a Certificate of Inspection (COI) for your vehicle is due on 01/12/2019. The owner of a registered COI vehicle must possess a current COI for the vehicle.

Failure to have a current COI can result in an on-the spot fine of 5 penalty units. You are encouraged to book an inspection early to allow time to repair any defects before your current COI expires.

- A vehicle that has a current COI may be inspected up to two months before the existing certificate expires. If so, the new certificate will not begin until the original certificate expires. If a COI vehicle is inspected after the original certificate expires the new certificate's expiry date will be calculated as if it commenced when the original certificate expired.
- To take advantage of the two month window of opportunity, please ensure you make a booking for an inspection as soon as possible. This will allow time for any identified defects to be repaired before the current COI expires.
- The following example shows how the two month window of opportunity does not affect the expiry date of the new COI.

Please note: If the vehicle does not have a current COI, the effective date will be the issue date.



Booking an inspection

- Online bookings can be made through the 'Book a vehicle inspection' Online Service at www.tmr.qld.gov.au.
*Payment is required at the time of booking.
- Phone bookings can be made by telephoning 13 23 90. Payments for phone bookings can be paid by credit card* at www.tmr.qld.gov.au or by other payment methods at a Department of Transport and Main Roads Customer Service Centre or Agency.

*Acceptable cards are MasterCard™ and Visa™. A credit card surcharge will apply.



TRAILER & DOLLY SERVICE SHEET


DATE 24-10-19 START TIME 1:00 FINISH TIME 1:30
FLEET NO TL 24 KM'S N/A HRS 0.5

JOB NO _____
REGO _____

Service Items - Mechanic/Fitters to complete Initial = OK, X Repair, NA = Not Applicable		A Service	B Service	C Service
Local Trailers	40000km/365 days	7 DAYS	14 DAYS	40000KM
Linehaul Trailers	15000km 10 days 150000km/365days		15000KM	150000KM
1	Check fault repair bok and repair as necessary			
2	Check fleet numbers are serviceable	✓		
3	Record Hubmeter reading	N/A		
4	Lubricate Container Pins	N/A		
5	Check operation & condition of all lights/reflectors	✓		
6	Apply Air Check fvor leaks from boosters, valves & air lines	✓		
7	Adjust brakes , visually inspect components	✓		
8	Check air cells for air leaks and deterioration	✓		
9	Drain all air tanks, report if any oil is present in system	✓		
10	Grease trailer incl. brake cams, slack adjusters, landing legs, ringfeeder & other grease points			
11	Check hoist mounting bolts, hoses, coupling	✓		
12	Check number plate & rego label security. Check that rego label is current	✓		
13	Check condition of front air connections, light plug base & electrical lead	✓		
14	Check security of spare wheels & spare wheel carrier/gate rack	N/A		
15	Check condition & security of all mudflaps, mudguards, brackets & spray suppression	✓		
16	Check landing legs for damage & security	✓		
17	Check sub frame & cross members for cracks, damage & security	✓		
18	Check condition, position & security of all air hoses	✓		

19	Check brake linings & drums for wear. Check hub seals for leakage
20	Check security of height control valves and links & adjust if required
21	Check skid plate/king pin security & condition, check draw bar/bushes and towing eye
22	Check wheel nut tensions, check valve stem alignment
23	Check all tyre pressures and refit valve caps (including spare) report abnormal wear
24	Check condition & security of rear marker signs
25	Check ringfeeder condition, operation & security
26	Lubricate twistlocks & check operation & security of pedestals, straighten handles as required
27	Check condition & securty of rope rails, gate pockets, winch rails & straps
28	Check condition & security of floor and associated components
29	Raise trailer by rear frame & individually inspect rocker/radius bushes, wear pads, air cells for wear
30	Check security & bolt tension od airbag suspension hagers & radius rod arms
31	Raise wheel assembly & check bearings for free play by "feel" only & adjust as required
32	Indicate on below drawing wheel bearings that are replaced, checked and/or adjusted

front



rear

33	Check brake linings & drums for wear whilst hubs are removed
34	Check hubs for cracks and tapered shoulders for wear
35	Remove bearings and clean/inspect for reuse
36	Replace mufiaps & decals as required
37	Remove s/cam slack adjuster pins and rotate/lubricate
38	Pack bearings with fresh grease & reassemble

Initial if adjusted - Tick if C

PLEASE COMPLETE PAGE 2

[illegible][illegible]

Tradesperson Name	<i>Cooley</i>	Signature	<i>Cooley</i>
		Date	3-4-10-15



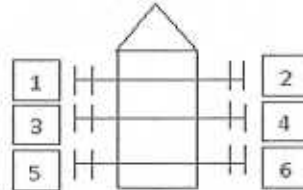
WORLD WELDING & TRANSPORT SERVICES

Maintenance Report

VEHICLE: TL 24

DATE: 17-11-19

HRS/KLMS: N/A



DESCRIPTION OF MAINTENANCE:

4 REPLACE CALIPER ON MIDDLE
AXLE RHS

NAME: MATT H

SIGNATURE: [Signature]

Defect Notice

Transport Operations (Road Use Management) Act



Queensland
Government

Id: SD 30876846

Registered Operator or Owner

WORLD WELDING AND TRANSPORT SERVICE PTY LTD
8-10 KOLONGO CRESCENT
MOUNT ISA QLD 4825

Vehicle Details

Plate No	: 314QZH	State	: QLD	Reg Expiry	: 01/06/2020
Make	: TRISTAR	Body Shape	: DOLLY TRAILER	Reg Category	: HEAVY TRAILER
Engine no	:	VIN Number	: 6T9T23NT0D2NUM042		
Odometer	:	Inspection Type	: PROGRAMMED		

Defect Details

MAJOR (LABEL AFFIXED)

The requirements specified below must be complied with.

Cease using the vehicle after 8:00 on 22/11/2019 until replacements, repairs or alterations set out below have been carried out.

Carry out the replacements, repairs or alterations set out below by 07/12/2019

and you are required to:- *RG*

Produce the vehicle for a ~~full~~ Certificate of inspection/Safety Certificate inspection at an Approved Inspection Station and present completed documentation

at/to QUEENSLAND TRANSPORT, 21-35 LEYLAND ST, GARBUTT QLD 4814
at 16:00 on 07/12/2019.

Replacement, Repairs or Alterations required to the following:

SERVICE BRAKE TEST

HAND BRAKE TEST

Details of other items rejected:

- 1) Ensure Park Brake is operational on the 1st and 3rd axles.
- 2) Rectify cause of low braking efficiency on all axles.
- 3) Ensure Brake disc wear is within manufacturers specifications for wear, replace if required.
- 4) Rectify cause of all air leaks in braking system.
- 5) Make all brakes equal and efficient.

APPROVED INSPECTION STATION

CLEARANCE

RE-INSPECTION ONLY

Forward signed notice to

Transport Inspectors Office

%PO Box 7466 Garbutt Qld 4814

e-mail compnthn@tmr.qld.gov.au

Ph 1300 784 535

Declaration of service: I declare that this notice was given to the person nominated below:-

Licence no.

Licence issued (State)

Date of Birth

at 6:57 on 22/11/2019 personally.

Inspecting officer's signature  Auth. no. Q411

Signature of person to whom notice was given _____

Page: 1 of 2

Defect Clearance details

The defects specified in this notice must be corrected within the time stipulated.

Self Clearance - When the defects have been corrected, the registered owner, or representative if the vehicle is owned by an organisation, is to complete the "Owner Declaration" and return this notice to the Department of Transport and Main Roads or Queensland Police as directed on the front of this notice.

Owner Declaration - Self Clearance

Owner's use only		
I declare the defects specified in this Defect Notice have been corrected.		
Name of registered owner (print)	Signature of owner/representative	
<input type="text"/>	<input type="text"/>	
Position of rep. of organisation	Name of representative (print)	Date
<input type="text"/>	<input type="text"/>	<input type="text"/>

Minor - When the defects have been corrected, the vehicle is to be inspected as directed on the front of this notice. See "Defect Clearance Declaration" below.

Major - When the defects have been corrected, the vehicle is to be inspected as directed on the front of this notice. See "Defect Clearance Declaration" below.

Major (Dangerous - label affixed) - The vehicle is to be towed away unless necessary repairs are effected immediately. When the defects have been corrected, the vehicle is to be inspected by the Department of Transport and Main Roads or Queensland Police as directed on the front of this notice. A Department of Transport and Main Roads authorised officer or Queensland Police officer is to clear the Defect Notice and remove the Defective Vehicle Label.

Note: A fee may be charged for an inspection to clear this Defect Notice.

Failure to inform the Department of Transport and Main Roads or Queensland Police that defects have been corrected, may result in a penalty and the vehicle being called in for inspection. Failure to comply with the requirements of this notice may result in the vehicle's registration being cancelled.

Defect Clearance Declaration (other than Self Clearance)

Where a Certificate of Inspection or Safety Certificate is required on the front of this notice.

Approved Inspection Station <input checked="" type="checkbox"/>	I have completed a full inspection of the vehicle identified in this Defect Notice and issued Safety Certificate / COI number	
Safety Certificate/COI number	AIS number	Examiner's number
<input type="text"/>	<input type="text"/>	<input type="text"/>
	10588	18904
Vehicle owner to attach a copy of the certificate and return with Defect Notice.		

Defect Clearance Declaration by Qualified person

Qualified person <input checked="" type="checkbox"/>	I have inspected the vehicle identified in this Defect Notice and certify the specified defects have been corrected.		
Name of Person Inspecting Vehicle (print)	Business name		
<input type="text"/>	<input type="text"/>		
	SUPERIOR MACHINERY MAINTENANCE		
Business address	Postcode		
<input type="text"/>	<input type="text"/>		
	27 COMMERCIAL RD MT ISA QLD 4825		
Signature	Authorisation/Qualification	Date	
<input type="text"/>	<input type="text"/>	<input type="text"/>	
	18904	22/11/19	

Defect Clearance by the Department of Transport and Main Roads or Qld Police

Name (print)	Station/Office		
<input type="text"/>	<input type="text"/>		
Signature	Authority number	Date	
<input type="text"/>	<input type="text"/>	<input type="text"/>	
		/ /	

Privacy statement

The Department of Transport and Main Roads collects information on this form under the *Transport Operations (Road Use Management) Act 1995* to manage the incidences of defective vehicles on the states roads. This information may be released by the department or its agents to vehicle insurers, statutory entities, lawyers, insolvency entities, persons involved in vehicle accidents/incidents or vehicle manufacturers and to or through interstate registering authorities. This information is also accessible by authorised departmental officers. The department will not disclose your personal details to any other third parties without your consent or unless required or authorised by law.