



WORLD WELDING & TRANSPORT SERVICES

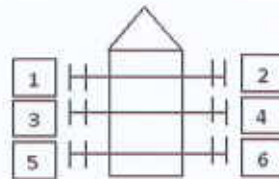
Maintenance Report

VEHICLE: TL 23

DATE: 4-6-22

HRS —

KLM N/A



DESCRIPTION OF MAINTENANCE:

* REMOVE & REPAIR LEAKING
STEEL HYDRAULIC HOSE ON FRONT
TIPPING CYLINDER



NAME: Matt H

SIGNATURE: [Signature]



TRAILER & DOLLY SERVICE SHEET

DATE 16/08/22

START TIME _____

FINISH TIME _____

JOB NO _____

FLEET NO TL 23

KM'S _____

HRS _____

REGO _____

| Service Items - Mechanic/Fitters to complete Initial = OK, X Repair, NA = Not Applicable | | A Service | B Service | C Service |
|--|---|-----------|-----------|-----------|
| Local Trailers | 40000km/365 days | 7 DAYS | 14 DAYS | 40000KM |
| Linehaul Trailers | 15000km 10 days 150000km/365days | | 15000KM | 150000KM |
| 1 | Check faults noted on daily prestart and repair as necessary | K-B | | |
| 2 | Check fleet numbers are serviceable | K-B | | |
| 3 | Record Hub meter reading | K-B | | |
| 4 | Lubricate Container Pins | K-B | | |
| 5 | Check operation & condition of all lights/reflectors | K-B | | |
| 6 | Apply Air Check for leaks from boosters, valves & air lines | K-B | | |
| 7 | Adjust brakes, visually inspect components | K-B | | |
| 8 | Check air cells for air leaks and deterioration | K-B | | |
| 9 | Drain all air tanks, report if any oil is present in system | K-B | | |
| 10 | Grease trailer incl. brake cams, slack adjusters, landing legs, ring feeder & other grease points | K-B | | |
| 11 | Check hoist mounting bolts, hoses, coupling | K-B | | |
| 12 | Check number plate & rego label security. Check that rego label is current | K-B | | |
| 13 | Check condition of front air connections, light plug base & electrical lead | K-B | | |
| 14 | Check security of spare wheels & spare wheel carrier/gate rack | K-B | | |
| 15 | Check condition & security of all mudflaps, mudguards, brackets & spray suppression | K-B | | |
| 16 | Check landing legs for damage & security | K-B | | |
| 17 | Check sub frame & cross members for cracks, damage & security | K-B | | |
| 18 | Check condition, position & security of all air hoses | K-B | | |

| | | | |
|----|--|-------------------|--|
| 19 | Check brake linings & drums for wear. Check hub seals for leakage | | |
| 20 | Check security of height control valves and links & adjust if required | | |
| 21 | Check skid plate/king pin security & condition, check draw bar/bushes and towing eye eye bolt is found loose, it is not to be retorqued and must be removed and replaced and draw bar eye boss to be checked for tolerances | NOTE: If draw bar | |
| 22 | Check wheel nut tensions, check valve stem alignment | | |
| 23 | Check all tyre pressures and refit valve caps (including spare) report abnormal wear | | |
| 24 | Check condition & security of rear marker signs | | |
| 25 | Check ring feeder condition, operation & security | | |
| 26 | Lubricate twist locks & check operation & security of pedestals, straighten handles as required | | |
| 27 | Check condition & security of rope rails, gate pockets, winch rails & straps | | |
| 28 | Check condition & security of floor and associated components | | |
| 29 | Raise trailer by rear frame & individually inspect rocker/radius bushes, wear pads, air cells for wear | | |
| 30 | Check security & bolt tension of airbag suspension hangers & radius rod arms | | |
| 31 | Raise wheel assembly & check bearings for free play by "feel" only & adjust as required | | |
| 32 | Indicate on below drawing wheel bearings that are replaced, checked and/or adjusted | | |

ENTERED
DATE _____ BY _____



| | |
|----|--|
| 33 | Check brake linings & drums for wear whilst hubs are removed |
| 34 | Check hubs for cracks and tapered shoulders for wear |
| 35 | Remove bearings and clean/inspect for reuse |
| 36 | Replace mudflaps & decals as required |
| 37 | Remove s/cam slack adjuster pins and rotate/lubricate |
| 38 | Pack bearings with fresh grease & reassemble |

Initial if adjusted - Tick if OK

PLEASE COMPLETE PAGE 2

[illegible][illegible]

| | | | |
|-------------------|--------------|-----------|---|
| Tradesperson Name | KANE BURGESS | Signature |  |
| | | Date | 16/08/22 |



WORLD WELDING & TRANSPORT SERVICES

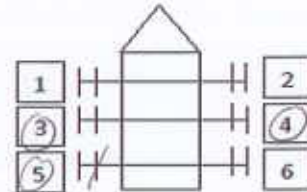
Maintenance Report

VEHICLE: TL 23

DATE: 18/08/22

HRS —

KLM —



DESCRIPTION OF MAINTENANCE:

AXEL 2 TIGHTENED BOTH BEARINGS

AXEL 3 LEFT HAND BEARING TIGHTENED

SAME SIDE BRAKE BOOSTER LEAKING

NAME: KANE BURGESS

SIGNATURE: 



WORLD WELDING & TRANSPORT SERVICES

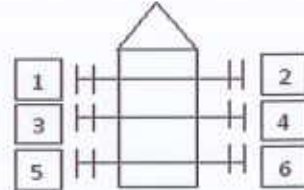
Maintenance Report

VEHICLE: TL 23

DATE: 19/08/22

HRS —

KLM —



DESCRIPTION OF MAINTENANCE:

REPLACED REAR AXEL LH SIDE
BRAKE BOOSTER DUE TO OLD ONE LEAKING

NAME: KANE BURGESS

SIGNATURE: 

TL23.



Queensland
Government

Certificate of Inspection

Transport Operations (Road Use Management) Act 1995

Date of Issue : 19/11/2021

Certificate Number: ST 35027080

Effective Date: 02/12/2021

Expiry Date: 01/12/2022

Motor Vehicle Details

Plate Number : 313QZH 7

Make : TRISTAR

Body Shape : SEMI TRAILER

VIN Number : 6T9T25NT0D2NUM092

Engine No :

ATM (Kg) : 47000

Reg Category: HEAVY TRAILER

GTM (Kg) :

Registered Operator/s Details

WORLD WELDING AND TRANSPORT SERVICE PTY LTD
8-10 KOLONGO CRESCENT
MOUNT ISA QLD 4825

Certification

This is to certify that the vehicle, particulars of which are set out in this certificate, was inspected in accordance with the provisions of the above mentioned Act and departmental guidelines on the issue date stated in this certificate and has no evident defect that would affect its safe use on the road.

This certificate is in force until the expiry date specified unless it is suspended or cancelled, or the registration of the vehicle is cancelled under the provisions of the said Act.

Inspector's Authority No: Q554

District : VIDTOWNSVI

Inspector's Signature

Note - Vehicle inspections undertaken by the Department of Transport and Main Roads are carried out to prescribed safety standards. The Department recommends an independent comprehensive assessment of the vehicle's condition prior to purchase.