


Key Highlights

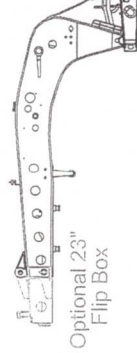
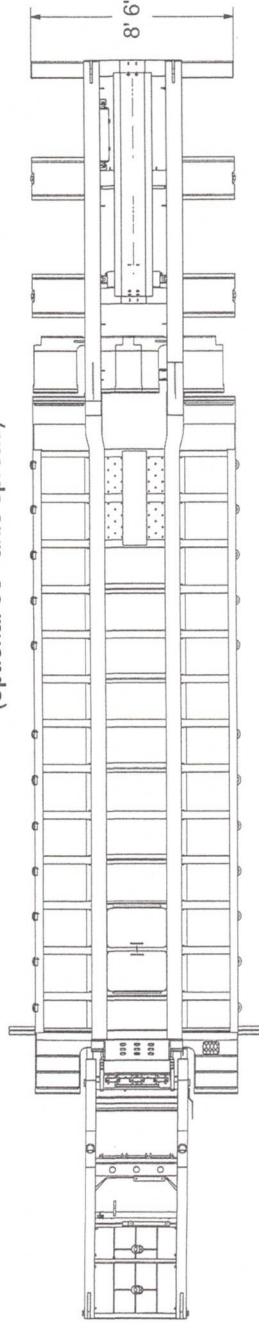
- 60 Tons in 13' (4CC)
- 55 Tons in 16' (3+1 with flipbox)
- 7-position hydraulic detachable gooseneck with standard dual cam pawl
- 102" swing radius with 50" loaded height (alternate kingpin location for 81" swing)
- 22" loaded deck height
- 6" ground clearance
- 26 ft. clear deck length—use every inch
- 7-position air ride tridem bogie
- Accepts 5' or 10' deck inserts
- 402/453 jeep ready
- 23" flipbox ready
- 51/60 flip axle ready
- EQ1 spreader ready



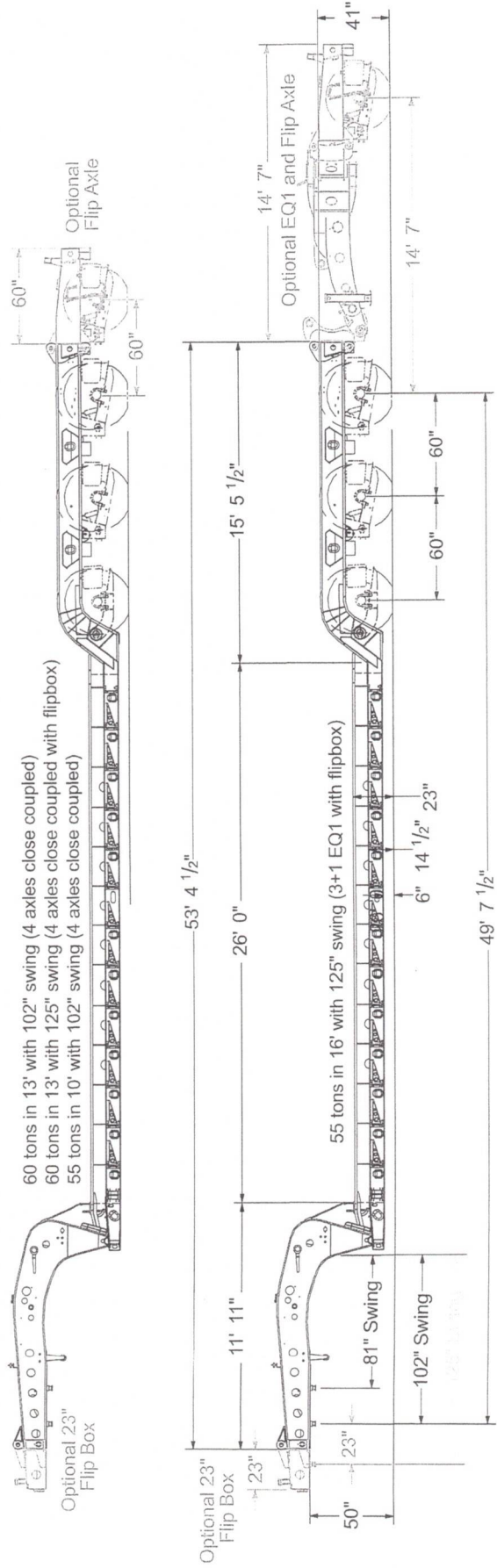
MAGNITUDE 60DSR

Hydraulic Detachable Gooseneck • Drop Side Rail Deck Fixed Tridem Air Ride Bogie

(Optional 60" axle spread)





- 60 tons in 13' with 102" swing (4 axles close coupled)
- 60 tons in 13' with 125" swing (4 axles close coupled with flipbox)
- 55 tons in 10' with 102" swing (4 axles close coupled)



NOTE: Standard clear deck length is 26 ft. Optional 25', 27 and 28' lengths are also available.

Specifications subject to change without notice. Images may show some optional equipment. GAWR and GVWR determine legal payloads.



MAGNITUDE 60DSR

Built to handle the special requirements of the construction industry

Magnitude 60DSR (Optional 60" axle spread)
 Hydraulic Detachable Gooseneck • Drop Side Rail Deck • Fixed Tridem Bogie

Standard Features and Specifications

Capacity


- 60 Tons in 13' (4CC)
- 55 Tons in 10' (4CC)
- 55 Tons in 16' (3+1 with flipbox)

Foundation


- All main longitudinal members fabricated with 100,000# minimum yield steel flanges and 50,000# webs

Hydraulic Gooseneck

- Fastest, most versatile hydraulic detachable gooseneck in the industry—You can connect or disconnect on uneven ground!
- Standard dual cam pawl with 7 ride height positions at 50" loaded fifth wheel height
- 102" swing radius with removable kingpin (optional 81" alternate kingpin location)
- Connections for optional 23" flip box (125" swing radius)
- Set up for wet line operation (pony motor optional)
- J560 7-pin electrical receptacle




Hydraulic removable "shaft and hook" gooseneck is the fastest, most versatile in the industry—especially on uneven ground



Dual cam pawl 7-position ride height gooseneck for greater flexibility

7-position rear ride-height control system for improved mobility



Fixed Tridem Bogie

- Modular deck to bogie connection
- 60" spread between axle centers
- 25,000 lbs capacity per axle (NOTE: GAWR determined by suspension type, brakes, tires and other components)
- Air ride suspension with manual dump valve (push/pull)
- Easy to reach 7-position mechanical ride height control
- Chain lift first axle/air lift third axle
- Brakes: 16.5" x 7" with 5.5" autostacks, heavy-duty brake drums, onboard mount, quick change replacement
- Wheels: 8.25 x 22.5 steel disc, hub-piloted
- Tires: 275/70R 22.5 H ply OEM standard
- Recessed load bearing bolsters between all axles and rear of last axle
- V-style boom trough with bolt-in V pan
- Heavy-duty V-style rear bumper
- 40 7/8" rear bogie height to top of flange, 36 5/8" to top of bolsters
- Bogie width 8' 6"

Electrical

- DOT sealed beams with LED lights on gooseneck, deck and bogie, 7 marker lights per side including mid turn signal and 3 tail lights per side
- 4" flush mounted center flashing amber strobes with battery back-up to operate disconnected from tractor

Securement

- 34 total D-Rings located on deck and bogie, 17 on each side, bent type for longer chain life and better securement
- 4 flag holders located at front of deck and rear bumper

Protective Coating

- Highest quality 2-part polyurethane enamel fights corrosion to extend service life (Primed for better paint adhesion)


Weight

- From 25,393 lbs ± 3%

Options

- 13 HP gasoline powered auxiliary power unit (pony motor)
- 9' deck width
- High Density Crossmember Package—Additional stub crossmembers installed between existing crossmembers (net crossmember spacing of 12")
- Optional hammer plate
- 5' or 10" deck inserts
- Secured 2" center deck with outriggers
- Dust shields on all axles
- Standard 54 1/2" axle spread
- Weld-on load bearing wheel covers
- 8.25 x 22.5 Lvl One buffed/steel disc inside, hub-piloted or 8.25 x 22.5 LVL One buffed wheels
- Tire size up to 305/70R/22.5
- ABS 4S/2M system
- Spring brakes
- Tire inflation systems
- Liquid filled air gauge
- Load Scale
- Hubodometer
- Additional Marker Lights
- Custom paint
- Optional attachments —402/453 jeep —23" flip box —51/60 flip axle —E01 hydraulic spreader

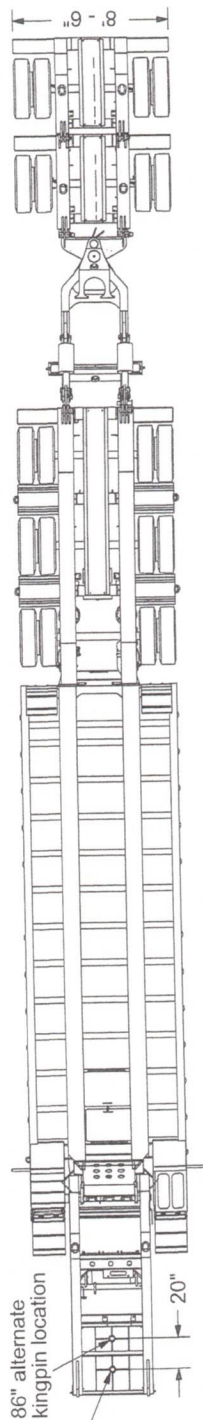
Consult your local Fontaine Specialized dealer to configure a trailer matched to your special requirements!



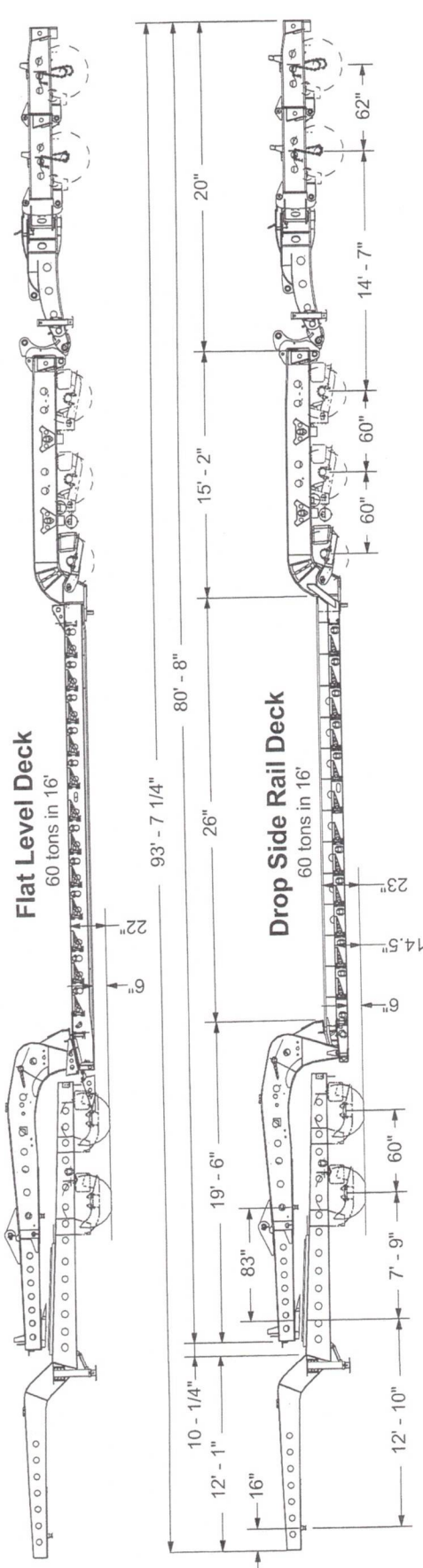
MAGNITUDE 60HD

Hydraulic Detachable Gooseneck • Modular Deck Modular Tridem Bogie

- 60HD-MFLD Modular Flat Level Deck
- 60HD-MDSR Modular Drop Side Rail Deck
- 60HD-MBMD Modular Beam Deck




Beam Deck model (not shown) is also available. Consult your dealer for details.




NOTE: Standard clear deck length is 26 ft. Optional 25', 27 and 28' lengths are also available. Modular Extendable Deck also available (60HDMX). Consult your dealer for details.

Specifications subject to change without notice. Images may show some optional equipment. GAWR and GVWR determine legal payloads.



Magnitude 60HD

Hydraulic Detachable Gooseneck • Modular Deck • Modular Tridem Bogie



Shaft

Hook

Hydraulic removable "shaft and hook" gooseneck is the fastest, most versatile in the industry—especially on uneven ground



Dual cam pawl 7-position ride height gooseneck for greater flexibility



Heavy-duty modular bogie connection

Shim

MAGNITUDE 60HD

Built to handle the special requirements of the construction industry

Options

- 13 HP gasoline powered auxiliary power unit (pony motor)
- 25', 27 or 28' deck lengths
- 9' deck width
- High Density Crossmember Package—Additional stub crossmembers installed between existing crossmembers (net crossmember spacing of 12")
- Optional hammer plate
- 5' or 10" deck inserts
- Secured 2" center deck with outriggers
- Dust shields on all axles
- Weld-on load bearing wheel covers
- 8.25 x 22.5 Lvl One buffed/steel disc inside, hub-piloted or 8.25 x 22.5 Lvl One buffed wheels
- Tire size up to 305/70R/22.5
- ABS 4S/2M system
- Spring brakes
- Tire inflation systems
- Liquid filled air gauge
- Load Scale
- Hubodometer
- Additional Marker Lights
- Custom paint
- Optional attachments
 - 402/453 jeep
 - 36" or 83" flip box
 - 60/90 intermediate axle
 - EQ2 tandem axle hydraulic spreader (14' 7" or 16' 1" axle spread)

Consult your local Fontaine Specialized dealer to configure a trailer matched to your special requirements!

Modular Tridem Bogie

- Modular deck to bogie connection
- 60" spread between axle centers
- 25,000 lbs capacity per axle (NOTE: GAWR determined by suspension type, brakes, tires and other components)
- Air ride suspension with manual dump valve (push/pull)
- Easy to reach 7-position mechanical ride height control
- Chain lift first axle/air lift third axle
- Brakes: 16.5" x 7" with 5.5" autoslacks, heavy-duty brake drums, outboard mount, quick change replacement
- Wheels: 8.25 x 22.5 steel disc, hub-piloted
- Tires: 275/70R 22.5 H ply OEM standard
- Recessed load bearing bolsters between all axles and rear of last axle
- V-style boom trough with bolt-in V pan
- Heavy-duty V-style rear bumper
- 43 3/4" rear bogie height to top of flange, 37 1/2" to top of bolsters
- Bogie width 8' 6"

Electrical

- DOT sealed beams with LED lights on gooseneck, deck and bogie, 7 marker lights per side including mid turn signal and 3 tail lights per side
- 4" flush mounted center flashing amber strobes with battery back-up to operate disconnected from tractor

Securement

- 28 total D-Rings located on deck and bogie, 14 on each side, bent type for longer chain life and better securement
- 4 flag holders located at front of deck and rear bumper

Protective Coating

- Highest quality 2-part polyurethane enamel fights corrosion to extend service life (Primed for better paint adhesion)

Weight

- From 28,960 lbs ± 3% (26' MFLD)
- From 29,160 lbs ± 3% (26' MDSR)
- From 26,020 lbs ± 3% (26' MBMD)

Standard Features and Specifications

Capacity

- 60 Tons in 16' with EQ2 spreader (3+2)
- 65 Tons in 12' with 4 axles close couple (4CC)
- GAWR and GVWR determine legal payloads

Foundation

- All main longitudinal members fabricated with 100,000# minimum yield steel flanges and 50,000# webs

Hydraulic Gooseneck

- Fastest, most versatile hydraulic detachable gooseneck in the industry—you can connect or disconnect on uneven ground!

- Standard dual cam pawl with 7 ride height positions at 50" loaded fifth wheel height

- 106" swing radius with removable kingpin for 86" alternate kingpin location

- Connections for optional 36" flip box (142" swing radius)
- Connections for optional 83" flip box (189" swing radius)

- Set up for wet line operation (pony motor optional)

- J560 7-pin electrical receptacle

Modular Deck

- 26' clear deck length (25', 27', and 28' lengths optional)
- 8' 6" overall width (9' width optional)

- Loaded deck height with 6" ground clearance:

- Modular Flat Level Deck (MFLD) 22"
- Modular Drop Side Rail (MDSR) 14 1/2" at side rails, 23" at main beams
- Modular Beam Deck (MBMD) 23" at main beams

- Manual front approach ramps with risers (MFLD)

- Crossmembers on 24" centers (nominal) outboard of main beams for strength (last 3 crossmembers are recessed to accommodate optional hammer plate)

- 2" nominal apitong flooring (MFLD side rails only)

- 1.5" nominal apitong flooring (MDSR side rails only)

- 26 swing-out extension brackets provide greater width for even more versatility (13 on each side)

- 2 heavy-duty removable hook-on extension brackets (1 on each side)

- Two fully covered tool box trays with lockable covers in front of deck between mainbeams