

Description of Work Performed:

- Power steering leak & wrong hose used
- Replace corroded Glad hands Both Service & emergency
- Replace 5th wheel bushings worn
- Replace fan belt cracked
- missing A/C belt
- Rear axle suspension upper control arms worn out
- Rebuild 5th wheel
- Replace L R slack adjuster
- Replace all drive axle shoes.
- Replace all drive axle drums
- Replace Front windows
- Tool box latch seized
- Right Side exhaust stack chrome cover cracking & loose
- Left Side fender cracked over 1st drive
- Free up ~~8~~ 6 Lewis pins
- Rear diff Sensor unplugged
- Heater for air dryer disconnected
- install Brake stroke indicators
- Right fender 1st drive Loose.
- Replace suspension leveling valve leaking
- Rear diff lock disconnected.
- change Air filters
- weld cracks in 5th wheel Support.
- Hood Signal light not working Left Side

Work Performed by: Kirk Marshall

Date Repair Completed: _____

1 11 9m
17 19
17 19

10 9m
18 19
18 19

Drums
422.14
419.58 in
420.57
421.24
420.67
418.78
421.29
421.11 (Replaced)

Shoes
16 14
20 20m
20 20



D+GRAVEL+CONCRETE

Dale Crosswell Construction

Phone: (780)398-3568

Fax: (780)398-2548

P.O. Box 690

Thorhild, AB T0A3J0

Vehicle/Equipment Maintenance Log

Date: March 17/25 ^{L.A.} Unit #: 2021/21-39/964833
 KM: 725640 HRS: 11522

Description of required work: Drive Brake shoes "scott" kw

- # 4709 Eaton 16.57 ✓
- # 130.
- # 117652 N-Slam
- ✓ front rear shack adj * 6" Haldex 40026234*
- ✓ fifth wheel Rebuild/cit Holland FW35 model
- ✓ Pins Bushings - RK 351A-L

Repair Requested by: _____

✓ oil Pan Gasket and O Rings for Pickup tube -

Quantity	Part Number/Description
*	Drive shaft Air Pot line ?
*	Bar Bolts ?
	- Tap Wire Re Hose Wrap

ENTERED

Description of Work Performed:

C.U.P.

* Replace Both Air Filters *

- Re Build Fifth wheel

- Remove All Tires

- Inspect

- All New Brake Shoes

- ^{- Drums}
drive Axles only

- # 2 + 3 Axle

- New Stack adjuster # 3 Axle left Side

- oil change / New oil filter / New oil

- Repair Wires on Walk deck

Work Performed by: _____

Date Repair Completed: _____

Vehicle/Equipment Maintenance Log

SCANNED

DATE	MAINTENANCE REQUIRED/PERFORMED:
Aug 5/25	- Blow out heater Core
UNIT #	- cig lighter dont work
LA/21-39	- oil Pan
KM:	
	* Remove EGR Cooler *
HRS	- Install Bypass Pipe
	- Remove DPF System
Work Completed by:	- Install fresh oil + oil change
	- Re Install turbo

DATE	MAINTENANCE REQUIRED/PERFORMED:
	- New turbo exhaust manifold
UNIT #	Bolts
	- New elbow for Exhaust manifold
KM:	- drill hole for tubing line
	- Block off Coolant to DPF Pump
HRS	- New Coolant line to turbo
	- Re Add Coolant
Work Completed by:	- New expansion Joint
	- New fuel Filters

ENTERED

Plant Equipment Maintenance Log

<u>DATE</u>	<u>MAINTENANCE REQUIRED/PERFORMED:</u>
<u>UNIT #</u>	
<u>SERIAL #</u>	
<u>HRS</u>	
<u>Work Completed by:</u>	

<u>DATE</u>	<u>MAINTENANCE REQUIRED/PERFORMED:</u>
<u>UNIT #</u>	
<u>SERIAL #</u>	
<u>HRS</u>	
<u>Work Completed by:</u>	

Vehicle/Equipment Maintenance Log

SCANNED

DATE	MAINTENANCE REQUIRED/PERFORMED:
Aug 12/25	✓ Fix Repair left Stack
UNIT #	- Check Right Stack
21-39 - LA	✓ Cig outlet No Power
KM:	- check out exhaust Rattle
765,683	- missing Head the Rack Bolts
HRS	- Hose on deck Hitting Tire
12/35	
Work Completed by:	ENTERED
LA	

DATE	MAINTENANCE REQUIRED/PERFORMED:
Aug 18/25	- Wires Hang Rear light Bar track
UNIT #	- oil pan ✓ New oil Pan
21-39	- Fan ✓ New Fans
KM:	- Heater Core ✓ Blow out Heater Core
76,7315	- Maint ladder ✓
HRS	- Replace Mud flap Bracket on
12,160	- Tail Gate Yellow Marker end cap ✓
Work Completed by:	- clean end dump tool Box
	- Tap wires end dump !!!
	- Install ladder end dump

ENTERED

Plant Equipment Maintenance Log

DATE	MAINTENANCE REQUIRED/PERFORMED:
	- clutch Brake ✓
UNIT #	- Air leak Trailer - when Air Bag Dep. ✓
	- Tail Gate Hangs up
SERIAL #	- Head Ache Rack Bolt ✓
	- Tail Gate Hangs up
HRS	- New wiper blades ✓
	- Caterpillar
Work Completed by:	- Hyd oil
	- drag linker ✓

DATE	MAINTENANCE REQUIRED/PERFORMED:
	- Stew fire
UNIT #	- Fix Hyd Hose on deck
	+ Hit drive Tire
SERIAL #	- change fittings on hyd hose deck
	- leak under truck hyd?
HRS	
Work Completed by:	honnie : lights Fuel pump
	: Hub side gaskets
	: Wires Hang on truck B/E Rear

- Rust Covers Air Pots
Tire
End Day



SAND + GRAVEL + CONCRETE
A Division of Dale Croswell Construction Co. Ltd.

Work Order

Start Date: Nov 23, 2025

Unit #: 21-39

Start Time: 4:30pm

KM: 806 766

End Time: 6pm

Hours: 12 761

Completed Date: Nov 23

Technician: Carter

Description of Work Performed:

performed service with Tony
-greased truck and trailer,

SCANNED



SAND + GRAVEL + CONCRETE
A Division of Dale Crosswell Construction Co. Ltd.

Work Order

Start Date: Nov 23 2025

Unit #: 21-39

Start Time: 4:08 pm

KM: 806766

End Time: 6:30 pm

Hours: 12761

Completed Date: Nov 23 2025

Technician: Tony

Description of Work Performed:

* Drain old oil and remove old oil filter
fill with new oil and install new oil filter

Run

~~Drain fuel filter~~ Remove old fuel filters

Install new fuel filters

Prime 20x

Run

SCANNED

ENTERED

Parts Used:

Part Number

45L 15-40 oil

Oil filter

Fuel filter

Fuel water separator filter

LF1400eNN

FF5825NN

FS 2017A

Signature: 



SAND + GRAVEL + CONCRETE
A Division of Dale Crosswell Construction Co. Ltd.

Work Order

Start Date: NOV 30 2025

Unit #: 21-39 + 3148 Endump

Start Time: 10:30 AM

KM: 810/114

End Time: 2:30 pm

Hours: 12818

Completed Date: NOV 30 2025

Technician: Tony

Description of Work Performed:

Change tires on first Drive axle
Torque to 500 Ft lbs
Torque tag in cab
Install hand bar on endump

SCANNED


Parts Used:

4x 24.5 Drive tires

Part Number

From head

Signature: _____





SAND + GRAVEL + CONCRETE
A Division of Dale Croswell Construction Co. Ltd.

Work Order

Start Date: Dec 1 / 2025

Unit #: LA - 21-39

Start Time: 6:00 pm

KM: _____

End Time: 6:30 pm

Hours: _____

Completed Date: _____

Technician: _____

Description of Work Performed:

- Re torque drive tires
#1 drive axle
left Right side

Torque to Spec

Retorque After one shift

SCANNED



SAND + GRAVEL + CONCRETE
A Division of Dale Crosswell Construction Co. Ltd.

Work Order

Start Date: Dec 3 2025

Unit #: 21-39 L.A 3148

Start Time: 12:30 pm

KM: 811 736

End Time: 2:30 pm

Hours: 12846

Completed Date: Dec 3 2025

Technician: Matthew / Dary /

Description of Work Performed:

- Bent mud flap bracket pass rear end dump, bent back
- ~~re~~ replaced 3rd axle pass side outer on end dump with spare tire
- Searched for "Banging" coming from truck, checked drive shafts, v-bars, and other components. No sign of banging/looseness
- torque tag
- ~~torqued~~ / torqued
- Grease kingpin and leaf/hangers

SCANNED

Lined area for notes or additional information.

Parts Used:

Part Number

Spare 24.5 trailer tire + rim

Lined area for additional parts and numbers.

Signature:

[Handwritten signature]



SAND + GRAVEL + CONCRETE
A Division of Dale Crosswell Construction Co. Ltd.

Work Order

Start Date: Dec 17 2025

Unit #: 21-39

Start Time: 7:00 AM

KM: 815779

End Time: 2:30 pm

Hours: 12915

Completed Date: Dec 17 2025

Technician: Tony

Description of Work Performed:

Driver side hood light bunt out on side
- Replace with parts from a used light
Replace Driver side mud flap (steer)
Fix various lights

SCANNED

Parts Used:

Part Number

Driver side Steer Mold flap	K213-3116
Yellow Glassed Led	49333
Air cleaner Light Red	81776
x2 Clear Glass yellow LED	01-4947-82
x2 Clear Glass Red LED	01-4947-72
x2 trailer Harness	66100

Signature: *APD*



SAND + GRAVEL + CONCRETE
A Division of Dale Croswell Construction Co. Ltd.

Work Order

Start Date: Jan 11 2026

Unit #: 21-39 + 3145 Endwrap

Start Time: 2:00pm

KM: 81844

End Time: 4:00pm

Hours: 12971

Completed Date: Jan 11 2026

Technician: Tony

Description of Work Performed:

Service

- Drain old oil remove old oil filter
- Fill with new oil install new oil filter
- Run
- Grease Truck + trailer
- Inspect steady bearing
- order one

SCANNED

Parts Used:

Oil filter

45L 15-40 oil

Part Number

LF14000NN

Signature: _____





ND + GRAVEL + CONCRETE

Division of Dale Crosswell Construction Co. Ltd.

Work Order

Start Date: Jan 14/26

Unit #: 21-39

Start Time: 6:00 AM

KM: 870201

End Time: 6:30 AM

Hours: 12994

Completed Date: Jan 14/26

Technician: KWR

Description of Work Performed:

- Replaced Low beam headlight Right side - Re wired to match old head light

SCANNED



ND + GRAVEL + CONCRETE

A Division of Dale Crosswell Construction Co. Ltd.

Work Order

Start Date: Jan 27 2026

Unit #: 21-39

Start Time: 5:00pm

KM: _____

End Time: 5:30pm

Hours: _____

Completed Date: Jan 27

Technician: Matthew

Description of Work Performed:

- inspect clonking noise

- grease truck

SCANNED



ND + GRAVEL + CONCRETE
Division of Dale Crosswell Construction Co. Ltd.

Work Order

Start Date: Feb 3/2026

Unit #: 21-39 Truck

Start Time: 7:00 AM

KM: 829537

End Time: 10:00 pm

Hours: 13153

Completed Date: Feb 3/2024

Technician: Tony / Carter

Description of Work Performed:

To Do: - Steady Bearing

- Head light

- 2 Way Radio

Remove Drive shafts

- Remove yoke
- Remove steady bearing
- Install new steady bearing
- Install drive shafts
- Test
- Fix headlight wire

SCANNED

Parts Used:

Steady bearing
Drive shaft caps.

Part Number

16094142
SR 250 70 18x

Signature: ADNOKER



AND + GRAVEL + CONCRETE
Division of Dale Crosswell Construction Co. Ltd.

Work Order

Start Date: Feb 3/2026

Unit #: 21-39

Start Time: 7:00 Am

KM: _____

End Time: 12:00 Pm

Hours: _____

Completed Date: _____

Technician: _____

Description of Work Performed:

- Replace steady bearing
- Hook up to head + End dump
- Test All

SCANNED



ND + GRAVEL + CONCRETE
Division of Dale Crosswell Construction Co. Ltd.

Work Order

21-39

Start Date: Feb 5 2026

Unit #: ~~21-39~~ 1

Start Time: 7:00 pm

KM: 831617

End Time: 8:00 pm

Hours: 13179

Completed Date: Feb 5 2026

Technician: Tony, Matthew, Daryl

Description of Work Performed:

Air bag on trailer not working

- Bad Mac valve
- Replace
- Test

SCANNED



ND + GRAVEL + CONCRETE
Division of Dale Crosswell Construction Co. Ltd.

Work Order

Start Date: Feb 5/2026

Unit #: 21-39

Start Time: 6:30 Pm

KM: 831617

End Time: 8:30 Pm

Hours: 13179

Completed Date: _____

Technician: _____

Description of Work Performed:

- Replace Mac Valve
 for No Air Bag Pump
- clean Mud from Under PTO
- Test All functions

SCANNED


Parts Used:

Mac Vabe

Part Number

225B-60400

Signature:

A handwritten signature in cursive script, appearing to read "L. Vabe", written over the signature line.



ND + GRAVEL + CONCRETE
Division of Dale Croswell Construction Co. Ltd.

Work Order

Start Date: Feb 18 2026

Unit #: 21-39

Start Time: 9:00 AM

KM: 839069

End Time: 3:00 PM

Hours: 13289

Completed Date: _____

Technician: Tony

Description of Work Performed:

- Coolant leak on the truck
- Find water Bypass pipe leaking
- Remove, find Block connector worn out
- Replace Block connector, ORings
- Vacuum test system
- Refill
- Run

SCANNED

Parts Used:

Part Number

exhaust gasket
x 2 orings
Block connector seal
Block connector
Exhaust clamp

2846636
363814
3683607
3686409
900012

Signature: ADebur



SAND + GRAVEL + CONCRETE
Division of Dale Crosswell Construction Co. Ltd.

Work Order

Start Date: Feb 22

Start Time: 10:30am

End Time: 2:00pm

Completed Date: Feb 22

Unit #: 21-39, 3645 (Lead), 3148 (End dump)

KM: 840267

Hours: 13 310

Technician: Matthew, Tony

Description of Work Performed:

- Grease Job

- oil change

- change solenoid on lead

- needs new valve body on lead

SCANNED

Parts Used:

4.5L of 15W40 oil


- oil filter

Part Number

-

- LF1400NN Fleetguard

Signature:





IND + GRAVEL + CONCRETE
Division of Dale Crosswell Construction Co. Ltd.

Work Order

Start Date: March 19/2026

Unit #: 21-39

Start Time: 4:30 pm

KM: 850 68'4

End Time: 5:00 pm

Hours: 13,466

Completed Date: _____

Technician: _____

Description of Work Performed:

Re Torque After one shift

Re Torque After CUTP

- 500 FT/bs

SCANNED



SAND + GRAVEL + CONCRETE
A Division of Dale Crosswell Construction Co. Ltd.

Work Order

Start Date: April 6/26

Unit #: 21-39

Start Time: 6:00

KM: _____

End Time: 5:00 Total 10

Hours: _____

Completed Date: _____

Technician: Kirk, Levi

Description of Work Performed:

~~Equip inspection~~

✓ ADJUST Brakes

✓ Lubricate + adjust 5th wheel.

✓ Replace Right front window

✓ install missing hardware for Grill

✓ missing rivets left side by stack.

✓ Replace Left headlight water behind

✓ Replace Air horn covers

✓ Torque wheels.

SCANNED

Parts Used:

- 1- Right front window
- 2- Air horn cover.

Part Number

DW1163
H62123SR7

Signature: _____