

Description of Work Performed:

Diodes missing on Light on hood
Replaced and tested
check trans oil
check diff oils.

Work Performed by: _____

Date Repair Completed: _____



Dale Croswell Construction

Phone: (780)398-3568

Fax: (780)398-2548

P.O. Box 690

Thorhild, AB T0A3J0

Vehicle/Equipment Maintenance Log

Date: April / 30 / 2025 Unit #: 21-42

KM: 625078 HRS: 12951

\$4,435 Bell housing ✓
 Description of required work: Tranny / Easy Pedal clutch ✓
Pilot Bearing / Shifter Boot / hakey packs "Belts" ✓
clutch linkage / Tranny Code / Tranny Support studs Bolt ✓
Speed sensor / shifter fork shaft / shocks all ✓
Rear Hood Hood Wavre ✓

- Steeper Cab level Valve
 Repair Requested by: _____

- Exhaust expansion Joint!

Quantity	Part Number/Description		
2 4	cast drums		
4	ABP MK4709E2 23 PREM drive axle shoes		
1	392-9131 wheel seal drive axle		
1	N8092 oph gasket		
1	432901 248 2 Dryer filter		
1	KD2431 leveling valve		
1	K022105 Purge Valve		
2	11R24.5 Goodyear steer tires		
2	1202 balancing bead packs		
2	X011622 Air Filters		
1	12-006 Service glad hand		
1	12-008 Emergency glad hand		
2	Short DDC Modflaps		
1	D84-1000-6661620 A/C belt		
2	GBNK4719E2 SBP20 front brake shoe		

Description of Work Performed:

Parts

- 2-10037815 Front brake drum
- 4-90045812-13 Drive axle shocks
- 1-RTL018918 BCGL transmission
- 1-KD2429 leveling valve
- 3-D1494782 Light
- 2-B71-6009 Shock front.
- 1-DW1163 front window
- 1-DW1144 front window
- 1-555950D coolant sensor
- 1-73040 Back up alarm
- 1-10094142 Steady bearing
- 1-6306LLVA1C3NTN pilot bearing.
- 250-7018x Strap Kit
- 1-EF5012S stainless 5" flex pipe
- 1-E65-1041-0492000 clutch linkage
- 2-SPF63 clutch Heim joint.
- 2-EL50PLA 5" Step exhaust clamp

Work Performed by: inspected by carter & Kirk

Date Repair Completed: _____

21-42

Description of Work Performed:

- Replace drivers window
- Replace passenger window
- Replace mudflap left side 2nd axle bottom of fender.
- back up alarm not working.
- crack in left stack heat shield
- Replace left steer tire
- Replace Right steer tire
- Secure shield on headache rack
- clean out trailer cord.
- Replace trailer service side glad hand
- Replace trailer emergency glad hand
- Replace Both rear mudflaps
- Replace all 4 drive axle shocks
- Replace steer axle shocks
- Air Filters Replaced
- Replace Air line to Right rear brake chamber broken
- Replace A/C belt cracking
- Replace transmission
- Repair deck plate cracked.
- Replace fender mudflap front of fender right side
- Replace Air dryer cartridge
- Replace Air dryer purge valve
- Adjust 5th wheel.
- exhaust crossover pipe broken under unit.
- Replace left side leveling valve.
- Replace middle leveling valve.

- * Replace shifter knob to original =>
- * Sleeper Vibration ?

Tires

14	14		
14	15	15	15
14	14	13	13

Drums & shoes

419.14	419.14
21	21
419.28	419.28
21	21
419.28	419.28
21	21

- Replace 3rd axle brake shoes both sides
- Replace 3rd axle brake drums
- Rotate cams on 3rd axle
- Replace grease fitting in 3rd axle left side
- check diff levels
- Replace left side drive axle wheel seal drive axle
- Replace 2nd axle brake drums
- Replace 2nd axle brake shoes cracked
- Rotate cams on 2nd axle
- Replace steer axle right shoes coming apart.
- Replace steer axle right drums worn out.
- Replace steer axle left side shoes cracking & coming apart
- clean batt terminals
- clean all hubs knock the ridge off hubs on drive axle
- clean all hubs steer axle drums were not fitting right.
- Torque all wheels.
- Brake lights sticking on
- Right side hook up lights not working
- install tail light assembly
- Right side on air filter lights out
- Tie up air lines to Right Rear brake chamber
- Repair several marker lights out
- install window camera

Work Performed by: inspected by Kirk & Carter

Date Repair Completed: _____

Description of Work Performed:

- Install New
2 Way Radio Antenna

- change engine oil and filter

- Add Fresh oil Run check
for leaks

- Grease All

- Replace Contact Hose
Bye Header Cove


- Replace end Lug tires
left side #2 Axle

- Torque

Work Performed by: _____

Date Repair Completed: _____


Headache rack Junction Box @ Back of truck



Description of Work Performed:

- White = "GRD"
- Ex Black/Blue = "clear"
- Yellow = "TURN"
- Empty = "Stop/Red"
- Green = "turn"
- Brown + Black = "tail"
- Red = "AUX"

Step Junction box



1 black wire ran from singular black wire headache rack

Work Performed by: _____

Date Repair Completed: _____

Work Order

Start Date: ~~7:00~~ Nov 20/20

Unit #: 21-42

Start Time: 7:00

KM: 808, 575km

End Time: 5:00

Hours: 13 446.4

Completed Date: _____

Technician: Joshua Langlais

Description of Work Performed:

- PUT Painted Headache rack BACK together rig UP HYDRAULIC tank
- MOUNT new fenders
- new trailer Air lines
- MOUNT mudflaps
- new mirror wiring Harness
- new Antennas
- greased truck

MOUNTED rack wired all lights mounted HYDRAULIC tank
made new HYDRAULIC lines

diagnosed check Engine lights & replaced mirror wiring
Harness with Ambient Air temp sensor

ENTERED


SCANNED

Parts Used:

Part Number

1x #2 grease
mirror wiring harness
5/16 stainless bolts
5/16 stainless washers
5/16 stainless nuts
3/8 stainless bolts
3/8 stainless washers

Signature: _____





ROAD + GRAVEL + CONCRETE
Division of Dale Croswell Construction Co. Ltd.

Work Order

964-838-2020

Lead / End dump
-3478 -3870

Start Date: JAN 17 / 2026

Unit #: CS-21-42

Start Time: 7:am

KM: 661413

End Time:

Hours: 13501

Completed Date:

Technician:

Description of Work Performed:

- Hook up to fresh Painted head

- Test All functions

- EGR Water By Pass heating from
ORing Area - Purge ORing Area
Bilt

- Truck Wkg has WFW In Lamp
from M.D.

- Install New Water Pipe

- Install New clamp Gasket for
expansion Joint : exhaust

- Add Contact

SCANNED

Parts Used:

1-
/
/
/
/
/

Part Number

ELR By Pass Pipe
3686 409 Connector Water
→ 90-0012 clamp
2866636 Gasket
-3683607

Signature:

Ray



VD + GRAVEL + CONCRETE
Division of Dale Croswell Construction Co. Ltd.

Work Order

Start Date: Jan 18 2026

Unit #: 21-42 Lead + Endump

Start Time: 10:30 Am

KM: /

End Time: 1:00 pm

Hours: /

Completed Date: Jan 18 2026

Technician: Tony

Description of Work Performed:

No Tailgate or Endump down after hooking truck to painted lid

- Found ground wire removed

- Replaced

- Found broken fuse link holder

- Replaced

- Found broken switch

- Replaced

- Found broken wire for tailgate

- Fix

SCANNED

Parts Used:

Part Number

Endump 3 position Switch
Fuseable link

Signature: APC



VD + GRAVEL + CONCRETE
Division of Dale Croswell Construction Co. Ltd.

Work Order

Start Date: Feb 25 | ab

Unit #: 21-42

Start Time: 7

KM: _____

End Time: 5

Hours: _____

Completed Date: Feb 25

Technician: Carter

Description of Work Performed:

Replaced various Brake components:
Cam tube
S-cam shaft
Brake pot
slack adjuster

SCANNED



ND + GRAVEL + CONCRETE

A Division of Dale Crosswell Construction Co. Ltd.

Work Order

Start Date: March 28/2026

Unit #: 21-42-CJ

Start Time: _____

KM: 687,036

End Time: _____

Hours: 13,901

Completed Date: _____

Technician: Dayl

Description of Work Performed:

- Fill Power steer fluid Top off
- Grease Truck

SCANNED

