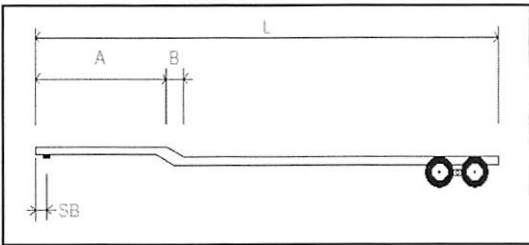
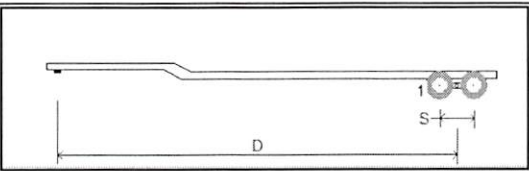
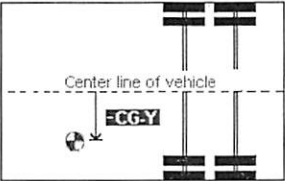


EH33-9

20-208 Tandem Axle Deck	S/n: 2LDSD4826V9028215	License plate #: BSW 608	Exp. Date: 3-31- 2016	Year: 1995
	Make: Lode King	Model:	Color:	Tandem: y/n
	Load Rating:	Suspension make:	Type: Spring__ Air__ Spring/ Air Combo__	
	Type of Rims: Dayton__ Bud__ Steel__ Aluminum__			
	Rim Bolt Style: Unimount__ Inner-outer__ Dayton Lug nuts__			
	Weld on Winches: Yes__ No__		Outriggers: Yes__ No__	
	Empty weight __ lbs __ kgs		Tare weight of tandem grouping __ lbs __ kgs	
Length of Neck	Lower Deck Length	Distance from upper fifth to center of tandem axle grouping	Distance from upper fifth to rear bumper	
		Length, L __ in Kingpin setback, SB __ in Top of deck height(from ground) __ in Distance A __ in B __ in Optional: Trailer Width __ in		
		Axle Position, D __ in Axle Spread, S __ in  <b>Tires</b> Single/Dual/ Quad Tire Width __ in Tire Rating __ lb Tire Size __  <b>Axle</b> Rating __ lbs Width __ in Max. Desired Load on Axle Group __ lbs		
Front  Rear		<b>OPTIONAL CENTER OF GRAVITY INFO</b> Bedfloor height from ground __ in CG-Z (position from center line of vehicle) __ in CG-Y (center of gravity height from ground) __ in		
Completed by:		Date:		