

DITERO



## EU DECLARATION OF CONFORMITY

Issuer:

Hetronic Malta,  
A Division of Methode Electronics Malta Ltd.  
Triq I-Awdituri, Zone 4,  
Central Business District,  
Birkirkara CBD 4070  
Malta

**Object of Declaration:** Radio Remote Control Transmitter Type NOVA

We hereby declare, that the above mentioned safety component, in accordance with 2006/42/EU article 2(c), is designed for installation on machinery or other devices. Further, the above safety component meets the following relevant directives at the time of delivery from our Hetronic manufacturing facilities:

Machinery Directive	2006/42/EU
EMC Directive	2014/30/EU
RED Directive	2014/53/EU
Low Voltage Directive	2014/35/EU

The object of this declaration described above is in conformity, as applicable with the requirements of the following documents:

EN 60529	2018	EN 301 440-1 V2.1.1	2017
EN 61000-6-2	2016	EN 300 328 V2.1.1	2016
EN 61000-6-4	2018	EN 62368-1	2014
EN 300 220-1 v3.2.1	2018	EN 60204-1	2006+A1:2009
EN 300 220-2 v.3.1.1	2017	EN 62479	2010
EN 301 489-1 v2.2.0	2017	EN 301 489-3 v2.1.1	2019
EN 55032	2015+A11:2020		

Malta, September 09, 2021

Andrew Portelli  
Senior Manager, Global  
Hetronic Advanced Engineering



Production no.: 40619004294  
System no.: 40619004582

## EU DECLARATION OF CONFORMITY

**Issuer:**

Hetronic Malta,  
A Division of Methode Electronics Malta Ltd.  
Triq I-Awdituri, Zone 4,  
Central Business District,  
Birkirkara CBD 4070  
Malta

**Object of Declaration:** Radio Remote Control Receiver Type RX ES-MLC-HL

We hereby declare, that the above mentioned safety component, in accordance with 2006/42/EU article 2(c), is designed for installation on machinery or other devices. Further, the above safety component meets the following relevant directives at the time of delivery from our Hetronic manufacturing facilities:

Machinery Directive	2006/42/EU
EMC Directive	2014/30/EU
RED Directive	2014/53/EU
Low Voltage Directive	2014/35/EU

The object of this declaration described above is in conformity, as applicable with the requirements of the following documents:

EN 60529	2013	EN 300 220-1 v3.2.1	2018
EN 61000-6-2	2005	EN 301 440-1 v2.1.1	2017
EN 61000-6-4	2007	EN 300 328 v2.1.1	2016
EN 60950-1	2006	EN 301 489-3 v2.1.1	2019
EN 55032	2015	EN 301 489-1 v2.2.1	2019
EN 7637-2	2011	EN 13557	2009
EN 60204-1 /-32	2016	EN 13849-1*	2015

\*Designed to meet Safety Category 3 PLd.

Malta, Nov 01, 2019



Andrew Portelli  
Senior Manager, Global  
Hetronic Advanced Engineering



Production no.: 20519554856  
System no.: 40619004582

## EU DECLARATION OF CONFORMITY

**Issuer:**

Hetronic Malta,  
A Division of Methode Electronics Malta Ltd.  
Triq I-Awdituri, Zone 4,  
Central Business District,  
Birkirkara CBD 4070  
Malta

**Object of Declaration:** Battery Charger UCH-2 (DC Version)


We hereby declare, that the above mentioned safety component, in accordance with 2006/42/EU article 2(c), is designed for installation on machinery or other devices. Further, the above safety component meets the following relevant directives at the time of delivery from our Hetronic manufacturing facilities:

Machinery Directive	2006/42/EU
EMC Directive	2014/30/EU
Low Voltage Directive	2014/35/EU

The object of this declaration described above is in conformity, as applicable with the requirements of the following documents:

EN 61000-6-2	2016
EN 61000-6-4	2018
EN 61140 class II	2016

Malta, April 07, 2021



Andrew Portelli  
Senior Manager  
Hetronic Global Adv. Engineering



## EU DECLARATION OF CONFORMITY

Issuer:

Hetronic Malta,  
A Division of Methode Electronics Malta Ltd.  
Triq l-Awdituri, Zone 4,  
Central Business District,  
Birkirkara CBD 4070  
Malta

**Object of Declaration:** Rechargeable Battery Type Mini NiMH 2.75Ah

We hereby declare that the above mentioned components are in accordance with all provisions of Annex I of the EU Council Directive 2014/30/EU referred to as EMC Directive.

The object of this declaration described above is also in conformity, as applicable with the requirements of the following standards:

EN 55032	2015
EN 61000-6-1	2016
EN 61000-6-3	2007 + A1: 2011
IEC 62133-1	2017

Malta, Nov 25, 2020



Andrew Portelli  
Senior Manager  
Hetronic Global Adv. Engineering



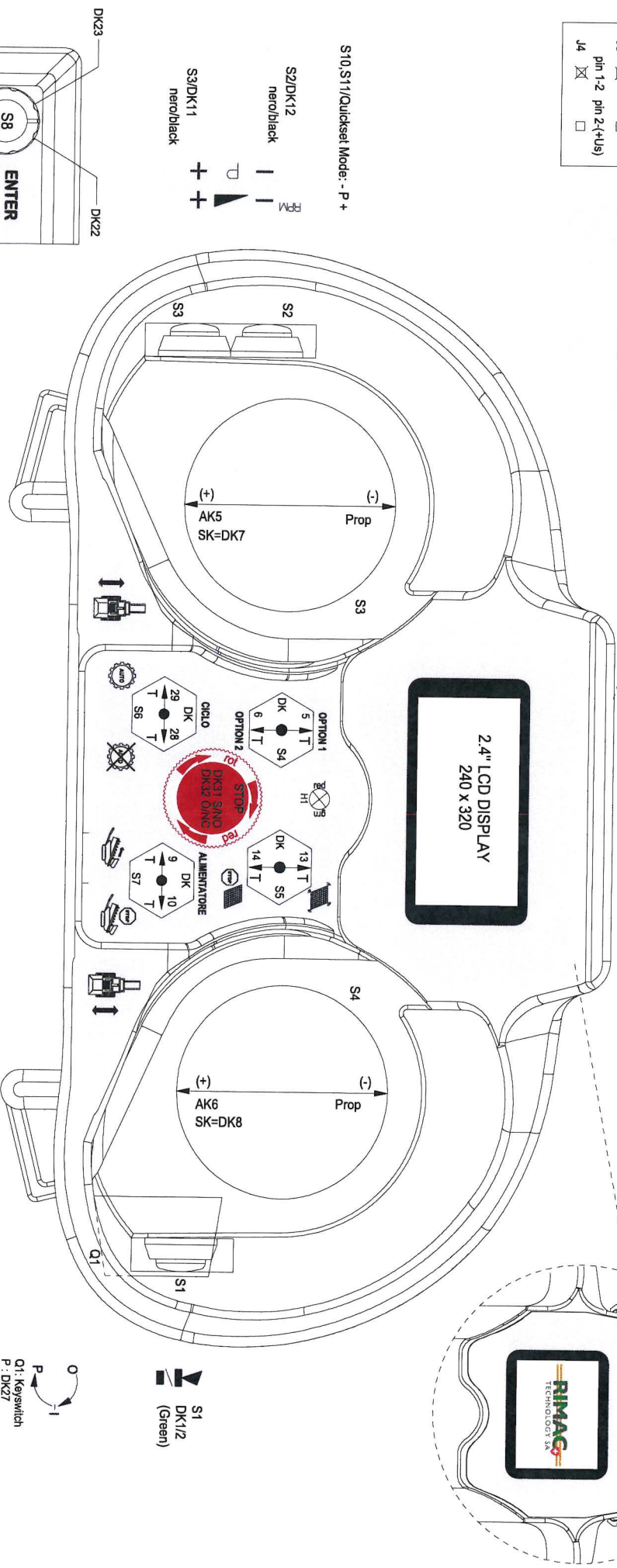
# Transmitter Layout



A1 Coder C12  
Jumper settings:

open	closed
J1 <input checked="" type="checkbox"/>	<input type="checkbox"/>
J2 <input checked="" type="checkbox"/>	<input type="checkbox"/>
J3 <input checked="" type="checkbox"/>	<input type="checkbox"/>
J4 <input checked="" type="checkbox"/>	<input type="checkbox"/>

pin 1-2 pin 2-(4-5)

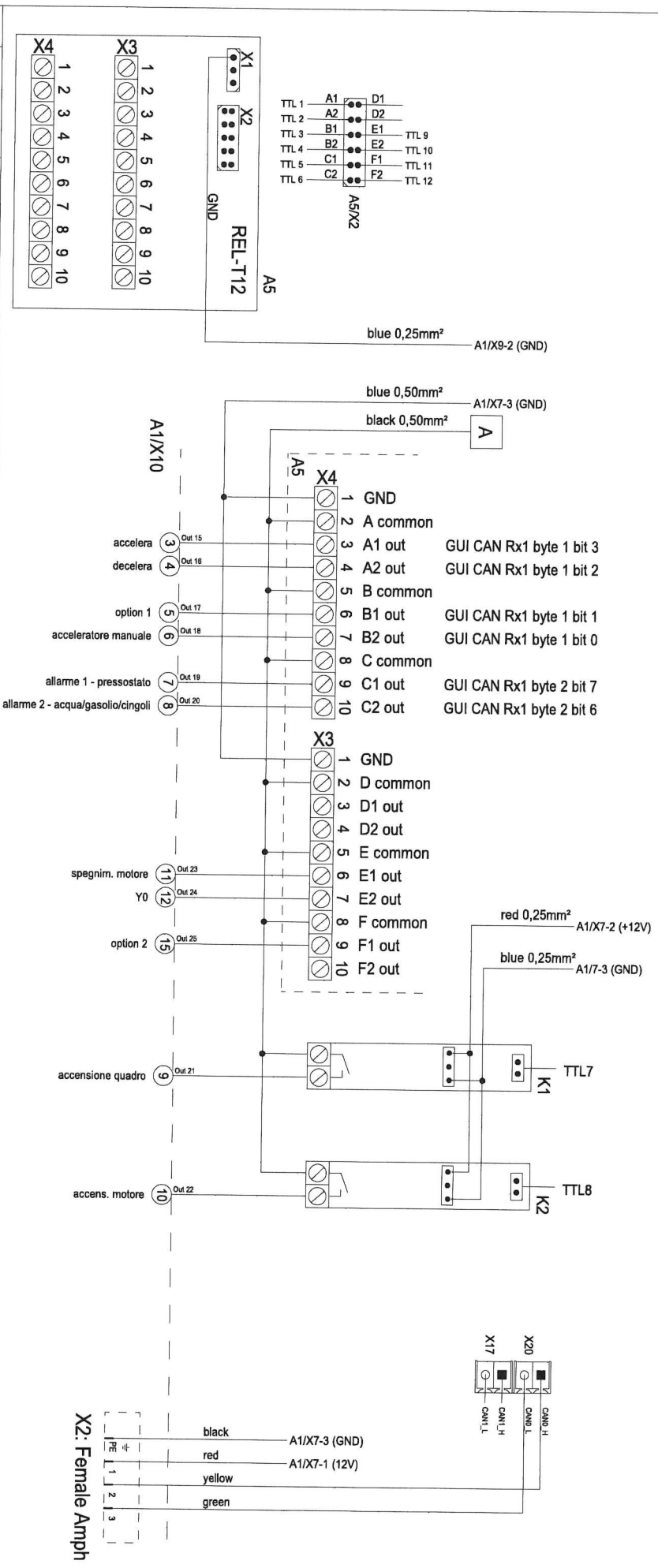
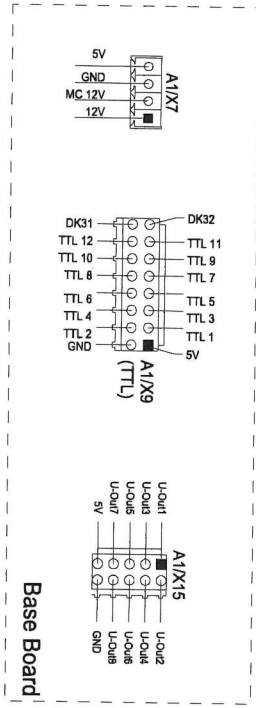


No	Remark	Drawn Date	Drawn by	Checked Date	Checked by
5	....	....	....	....	....
4	....	....	....	....	....
3	....	....	....	....	....
2	....	....	....	....	....
1	....	....	....	....	....
0	New drawing	17.May.19	Presitl	....	....

Transmitter		Type:	....
Customer:	Rimac		
Article-name:	NOVA L 2.4"		
Item-No.:	4C2363-00821.AAGA-UT1		
Drawing No.:	....		
Page:	1 of 1		







No	Remark	Drawn Date	Drawn By	Checked by	Approved by	Approved Date
0	New Drawing	18.Jun.'19	Presti			
1						
2						
3						
4						
5						

**Receiver**

Kunde: **RIMAC**  
 Customer: **RIMAC**

Artikel-Bez.: **Nova L 2.4 RX MLC**  
 Article-name: **Nova L 2.4 RX MLC**


SK No.: **---**

Drinking No.: **4C2363-00821.A-AGA-UR2**

Page: **2 of 4**

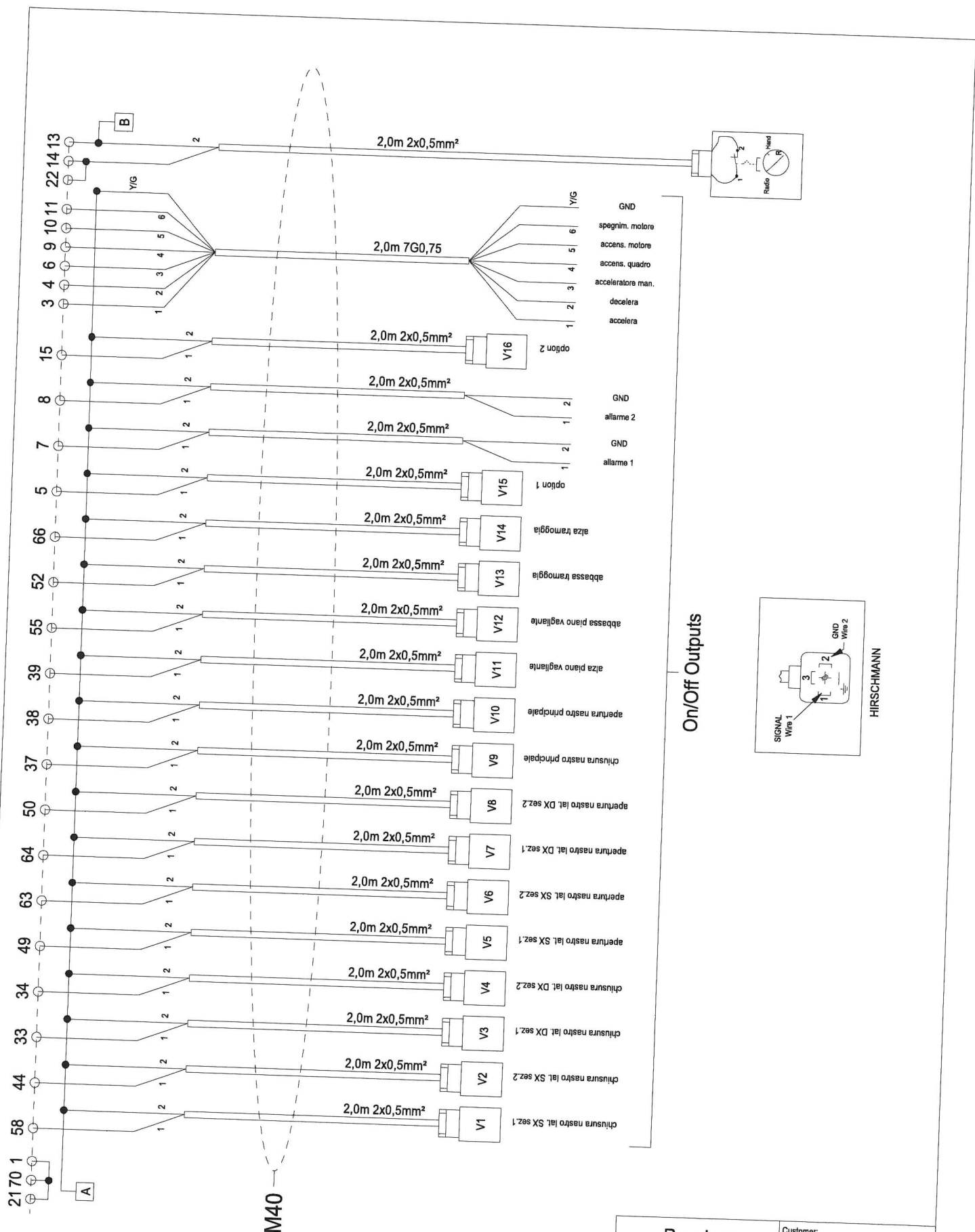
Item No.: **4C2363-00821.A-AGA**

**HETRONIT**  
 METHODE ELECTRONICS

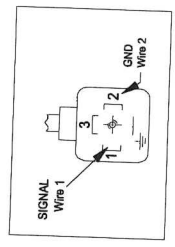


No	Remark	Drawn Date	Drawn by	Checked Date	Checked By
5	--	--	--	--	--
4	--	--	--	--	--
3	--	--	--	--	--
2	--	--	--	--	--
1	added input 4 (allarme olio)	16.Jul.19	Presti	--	--
0	New drawing	18.Jun.19	Presti	--	--

<b>Receiver</b>		Customer: RIMAC
Article-name: ---		
Type: MLC		
Drawing No: ---	Page: 1 of 2	
Item-No.: 4C2363-00821.A-AGA-CX1		



On/Off Outputs

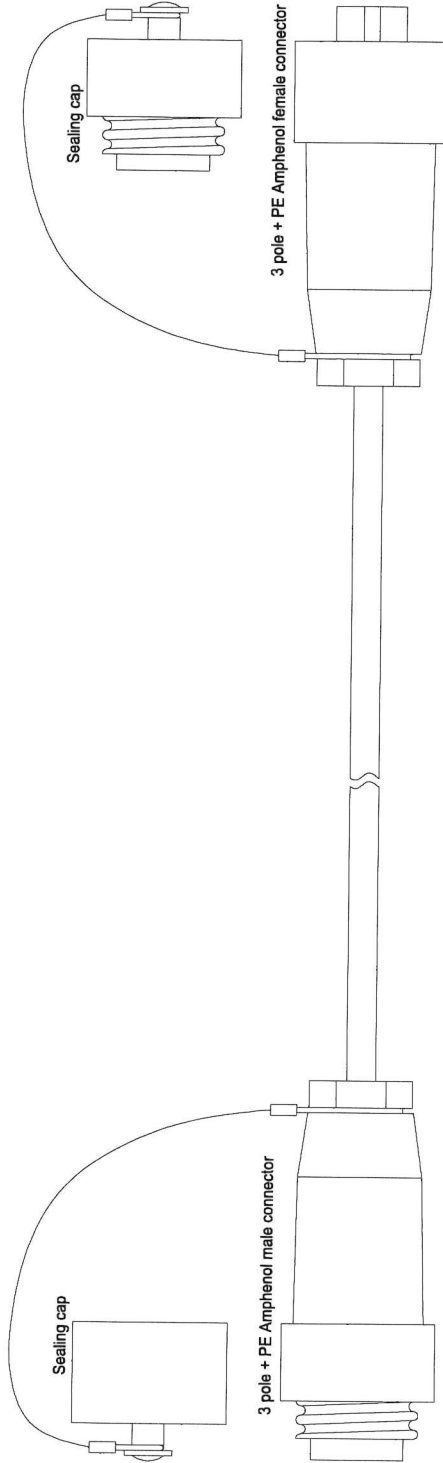


No	Remark	Drawn Date	Drawn by	Checked Date	Checked By
5	-	-	-	-	-
4	-	-	-	-	-
3	-	-	-	-	-
2	-	-	-	-	-
1	-	-	-	-	-
0	New drawing	19.Jun.19	Presti	-	-

Receiver		Customer: RIMAC	
Article-name: ---		---	
Type: MLC		---	
Drawing No: ---	Page: 2 of 2	---	
Item-No.: 4C2363-00821.A-AGA-CX2		---	

# 4m control cable

Pin	Colour	Function	Pin	Colour
1	red	+12V	1	red
2	yellow	CAN-H	2	yellow
3	green	CAN-L	3	green
4	black	GND	4	black

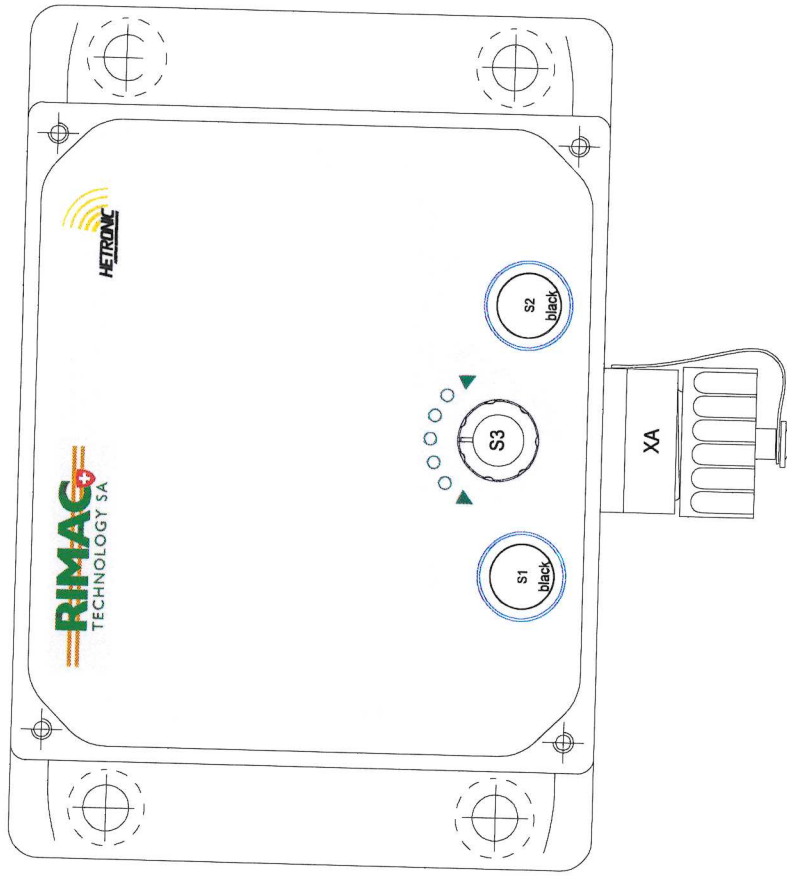


RX SIDE

No	Remark	Drawn Date	Drawn by	Checked Date	Checked by
5	---	---	---	---	---
4	---	---	---	---	---
3	---	---	---	---	---
2	---	---	---	---	---
1	---	---	---	---	---
0	New Drawing	19.Jun.19	Presti	---	---

Control Cable		Type: ---	Drawing No: -
Customer: RIMAC		Page: 1 of 1	
Article-name: ---		Item-No: 4C2363-00821.A-AGA-OP	





No	Remark	Drawn Date	Drawn by	Checked Date	Checked by
5	---	---	---	---	---
4	---	---	---	---	---
3	---	---	---	---	---
2	---	---	---	---	---
1	---	---	---	---	---
0	New Drawing	19 Jun.19	Presti	---	---

Control Unit		Type:	HS1
Customer:		RIMAC	
Article-name:		CAN PANEL	
Drawing No:	CAN_PANEL_1		
Page:	1 of 2		
Item-No.:	4C2363-00821.A-AGA		

