

Date	Work Description	Plant No	Work Type
13/05/21	Blade Installation	TD54	MF - Maintenance Fitter
13/05/21	Assemble Blade & Draft Arm	TD54	MF - Maintenance Fitter
13/05/21	E'Stops Beacon & UHF	TD54	MF - Maintenance Fitter
14/05/21	Flashing Lights & ID Numbers	TD54	MF - Maintenance Fitter
14/05/21	Install Radio	TD54	MF - Maintenance Fitter
17/05/21	Cert form	TD54	MF - Maintenance Fitter
07/06/21	fit new mine radio	TD54	MF - Maintenance Fitter
28/06/21	Wash	TD54	MF - Maintenance Fitter
28/06/21	GPS Installation	TD54	MF - Maintenance Fitter
29/06/21	Assist with GPS	TD54	MF - Maintenance Fitter
30/06/21	GPS Calabration	TD54	MF - Maintenance Fitter
01/07/21	Check GPS in pit	TD54	MF - Maintenance Fitter
11/08/21	Grease and add blue	TD54	MF - Maintenance Fitter
16/08/21	Oil Samples	TD54	MF - Maintenance Fitter
26/08/21	Recovery of TD54	TD54	MF - Maintenance Fitter
08/09/21	Sample tengine oil change efilter and dismantle oi	TD54	MC - Maintenance Co-Ordinator
08/10/21	Set up for service	TD54	MC - Maintenance Co-Ordinator
11/10/21	500hr service	TD54	MF - Maintenance Fitter
11/10/21	500hr service	TD54	MC - Maintenance Co-Ordinator
02/12/21	Service	TD54	MF - Maintenance Fitter
13/12/21	Radio fault	TD54	MF - Maintenance Fitter
21/12/21	Fit mine radios	TD54	MF - Maintenance Fitter
10/01/22	Draft Arm Bolts	TD54	MC - Maintenance Co-Ordinator
20/01/22	Park brake fault	TD54	MC - Maintenance Co-Ordinator
01/02/22	2000hr service	TD54	MF - Maintenance Fitter
01/02/22	2000hr service	TD54	MF - Maintenance Fitter
01/02/22	Wash	TD54	MF - Maintenance Fitter
17/02/22	Park brake fault	TD54	MF - Maintenance Fitter
18/02/22	Blade fault, implement fault, found to be solenoid	TD54	MF - Maintenance Fitter
18/02/22	Park brake fault	TD54	MF - Maintenance Fitter
18/02/22	Escourt WA for product up dam	TD54	MF - Maintenance Fitter
01/03/22	Remote shut down fault	TD54	MF - Maintenance Fitter
16/03/22	250 hr service	TD54	MF - Maintenance Fitter
28/04/22	500hr service	TD54	MF - Maintenance Fitter
28/04/22	Service	TD54	MF - Maintenance Fitter
28/04/22	Service/ defects	TD54	MC - Maintenance Co-Ordinator
28/04/22	500hr service	TD54	MF - Maintenance Fitter
29/04/22	Swap tracks set tension/ refit belly guard	TD54	MF - Maintenance Fitter
29/04/22	Swap tracks/ flip edges	TD54	MF - Maintenance Fitter
29/04/22	Tracks/ belly gaurds- GET	TD54	MC - Maintenance Co-Ordinator
05/05/22	Rectify Engine fault/ clear codes and events	TD54	MF - Maintenance Fitter
07/07/22	250hr service	TD54	MF - Maintenance Fitter
07/07/22	250hr service	TD54	MF - Maintenance Fitter
07/07/22	250hr service	TD54	MC - Maintenance Co-Ordinator
08/07/22	Service + defects	TD54	MF - Maintenance Fitter
08/07/22	Service	TD54	MF - Maintenance Fitter
08/07/22	Service	TD54	MC - Maintenance Co-Ordinator
18/07/22	Seat belt alarm fault/ broken wipers	TD54	MF - Maintenance Fitter
09/08/22	Emission issue	TD54	MC - Maintenance Co-Ordinator
10/08/22	Ad BLUE	TD54	MF - Maintenance Fitter
10/08/22	DEF Fault	TD54	MF - Maintenance Fitter
10/08/22	DEF fault	TD54	MC - Maintenance Co-Ordinator
29/08/22	2000 hr service	TD54	LMF - Labour Maintenance Fitter
29/08/22	wash for service	TD54	LMF - Labour Maintenance Fitter
29/08/22	2000 in service	TD54	LMF - Labour Maintenance Fitter
29/08/22	2000 in service	TD54	LMF - Labour Maintenance Fitter
29/08/22	2000 IN SERVICE	TD54	LMF - Labour Maintenance Fitter
30/08/22	2000 hr Service	TD54	MF - Maintenance Fitter
30/08/22	Service	TD54	MF - Maintenance Fitter
30/08/22	Remove bonnett and DPF unit	TD54	MF - Maintenance Fitter
30/08/22	Service and defects	TD54	MF - Maintenance Fitter
31/08/22	Lift on DPF	TD54	MF - Maintenance Fitter
31/08/22	Lift on bonnet	TD54	MF - Maintenance Fitter
31/08/22	Remove DPF unit/ bonnet and Tune up	TD54	MF - Maintenance Fitter
31/08/22	Service/ defects	TD54	MF - Maintenance Fitter
01/09/22	Refit engine bay door	TD54	MF - Maintenance Fitter
01/09/22	Refit Belly guards	TD54	MF - Maintenance Fitter
01/09/22	Refit doors and panels	TD54	MC - Maintenance Co-Ordinator
01/09/22	Belly guards- check over	TD54	MC - Maintenance Co-Ordinator
29/09/22	Pit breakdown	TD54	MC - Maintenance Co-Ordinator
07/10/22	Repair lights/ broken bolts/ repair step	TD54	MF - Maintenance Fitter
20/10/22	Tracks and segments	TD54	MF - Maintenance Fitter
20/10/22	Tracks and segments	TD54	MF - Maintenance Fitter
20/10/22	C/O Tracks and Segments	TD54	MF - Maintenance Fitter

21/10/22	250hr service	TD54	MF - Maintenance Fitter
21/10/22	C/O Coner tips	TD54	MF - Maintenance Fitter
21/10/22	250hr service	TD54	MF - Maintenance Fitter
28/10/22	Inspect fuel leak, CO fuel filters	TD54	MF - Maintenance Fitter
02/11/22	Wash track install segment	TD54	MF - Maintenance Fitter
02/11/22	Wash Dozer	TD54	MF - Maintenance Fitter
02/11/22	Noise in track/ wash track frames/ refit segments	TD54	MF - Maintenance Fitter
03/11/22	Wash up and remove segments prep to be fitted	TD54	MF - Maintenance Fitter
03/11/22	New Segment bolts	TD54	MF - Maintenance Fitter
08/11/22	Coolant leak	TD54	MF - Maintenance Fitter
15/11/22	Coolant leak-bleed thermostat housing	TD54	MF - Maintenance Fitter
16/11/22	Repair coolant leak on thermostate housing	TD54	MF - Maintenance Fitter
17/11/22	Repair GPS bracket	TD54	MF - Maintenance Fitter
18/11/22	Coolant Leak	TD54	MF - Maintenance Fitter
23/11/22	Coolant Leak	TD54	MF - Maintenance Fitter
21/12/22	Wash machine and track to w/shop for service	TD54	MF - Maintenance Fitter
21/12/22	Perform 500hr service	TD54	MF - Maintenance Fitter
21/12/22	Wash for service	TD54	MF - Maintenance Fitter
21/12/22	Remove belly guards	TD54	MF - Maintenance Fitter
21/12/22	500hr service	TD54	MF - Maintenance Fitter
21/12/22	Service	TD54	MF - Maintenance Fitter
04/01/23	Install floor and engine doors	TD54	MF - Maintenance Fitter
10/01/23	Oil sample/ cut engine oil filter	TD54	MF - Maintenance Fitter
16/02/23	Broken Grouser Plates	TD54	MF - Maintenance Fitter
20/02/23	AC service	TD54	MF - Maintenance Fitter
23/02/23	Check fault codes	TD54	MF - Maintenance Fitter
28/02/23	Inspect grouser plates for cracking	TD54	MF - Maintenance Fitter
08/03/23	Track frame installation	TD54	MF - Maintenance Fitter
08/03/23	Wash master link - Remove tracks	TD54	MF - Maintenance Fitter
08/03/23	C/O trcks/ pump up track tension	TD54	MF - Maintenance Fitter
08/03/23	Change over tracks	TD54	MF - Maintenance Fitter
03/04/23	Wash machine	TD54	MF - Maintenance Fitter
03/04/23	250hr service	TD54	MF - Maintenance Fitter
03/04/23	Wash for service	TD54	MF - Maintenance Fitter
03/04/23	250hr service	TD54	MF - Maintenance Fitter
04/04/23	Tie up wiring/ fit floor and panels, recheck coola	TD54	MF - Maintenance Fitter
28/04/23	Wash down, prep machine and workshop	TD54	MF - Maintenance Fitter
28/04/23	Wash down dozer with watercart	TD54	MF - Maintenance Fitter
01/05/23	Troubleshoot fuel dilution	TD54	MF - Maintenance Fitter
01/05/23	Remove bonnet, DPF module cap lines	TD54	MF - Maintenance Fitter
01/05/23	Troubleshoot fuel system- #3 injector	TD54	MF - Maintenance Fitter
01/05/23	Assist in bonnet removal	TD54	MF - Maintenance Fitter
01/05/23	Wash down engine bay	TD54	MF - Maintenance Fitter
01/05/23	Remove bonnet, DPF and valve cover	TD54	MF - Maintenance Fitter
01/05/23	Check for dilution no 3 injector leaking out top	TD54	MF - Maintenance Fitter
02/05/23	Remove injector	TD54	MF - Maintenance Fitter
05/05/23	Indtall injector	TD54	MF - Maintenance Fitter
05/05/23	Assist with DPF fault	TD54	MF - Maintenance Fitter
05/05/23	Fit DPF module, fit bonnet	TD54	MF - Maintenance Fitter
08/05/23	Install side covers, run up machine	TD54	MF - Maintenance Fitter
15/05/23	Dig out tracks for C/O	TD54	LMF - Labour Maintenance Fitter
15/05/23	Clean out	TD54	LMF - Labour Maintenance Fitter
16/05/23	Move off old tracks set up for C/O RHS Track re wr	TD54	LMF - Labour Maintenance Fitter
16/05/23	Reposition machine for track install fit track	TD54	LMF - Labour Maintenance Fitter
17/05/23	Assist with LH track	TD54	MF - Maintenance Fitter
17/05/23	Tension track move and dig out LHS track frame	TD54	MF - Maintenance Fitter
17/05/23	Wrap LHS track and tension track and Grouser	TD54	MF - Maintenance Fitter
17/05/23	Wash track frame and change over track	TD54	MF - Maintenance Fitter
17/05/23	Fit new track and clean up works areas	TD54	MF - Maintenance Fitter
22/06/23	Prepare for servicing	TD54	MF - Maintenance Fitter
22/06/23	Movement checks, Samples 1000hr service	TD54	MF - Maintenance Fitter
22/06/23	1000hr service	TD54	MF - Maintenance Fitter
03/07/23	C/O broken grousers	TD54	MF - Maintenance Fitter
04/07/23	C/O tracks	TD54	MF - Maintenance Fitter
04/07/23	C/O Grousers	TD54	MF - Maintenance Fitter
04/07/23	Remove track plates	TD54	MF - Maintenance Fitter
06/07/23	Defects step/ rock in tracks	TD54	MF - Maintenance Fitter
13/07/23	Step defects/ new steps draught arms	TD54	MF - Maintenance Fitter
13/07/23	Broken stud	TD54	MF - Maintenance Fitter
14/07/23	Injector fault- clear codes, run tests	TD54	MF - Maintenance Fitter
19/07/23	Tracks	TD54	MF - Maintenance Fitter
19/07/23	Dozer tracks D6	TD54	MF - Maintenance Fitter
20/07/23	Tracks	TD54	MF - Maintenance Fitter
20/07/23	Tracks bolts and shoes	TD54	MF - Maintenance Fitter
25/07/23	Tracks	TD54	MF - Maintenance Fitter

26/07/23	Remove bonnett and covers	TD54	MF - Maintenance Fitter
26/07/23	Remove DPF, valve cover- inspect injectors-leaking	TD54	MF - Maintenance Fitter
26/07/23	Install injector, quill tube, valve cover, DPF mod	TD54	MF - Maintenance Fitter
26/07/23	Defects	TD54	MF - Maintenance Fitter
27/07/23	install bonnett, guards and pannels	TD54	MF - Maintenance Fitter
27/07/23	Install trim, troubleshoot dozing fault, injector	TD54	MF - Maintenance Fitter
27/07/23	Cylinder cut out tests, re set injector codes, etc	TD54	MF - Maintenance Fitter
28/07/23	Run up machine/ check fluid levels/ install doors	TD54	MF - Maintenance Fitter
16/08/23	Check dozer cutting edge	TD54	MF - Maintenance Fitter
17/08/23	Isolation replace	TD54	MF - Maintenance Fitter
22/08/23	Step repairs	TD54	MF - Maintenance Fitter
25/08/23	Perform 250hr service	TD54	MF - Maintenance Fitter
25/08/23	250hr service	TD54	MF - Maintenance Fitter
11/10/23	Inspect track roller	TD54	MF - Maintenance Fitter
13/10/23	Perform 500 Hours Serviec	TD54	MF - Maintenance Fitter
13/10/23	500 Hour Service	TD54	MF - Maintenance Fitter
19/10/23	Decal	TD54	MF - Maintenance Fitter
03/11/23	AC service, injector #3 fault code	TD54	MF - Maintenance Fitter
01/12/23	Perform 250hr service/ cutting edges/ corner tips	TD54	MF - Maintenance Fitter
01/12/23	250hr service	TD54	MF - Maintenance Fitter
07/12/23	Re fit RH outer cannon dowel	TD54	MF - Maintenance Fitter
08/12/23	RH Track frame- check cannon bolts. Fill oil level	TD54	MF - Maintenance Fitter
14/12/23	Repair door	TD54	MF - Maintenance Fitter
01/02/24	Replace steering filter	TD54	MF - Maintenance Fitter
02/02/24	oil leak/ wash	TD54	MC - Maintenance Co-Ordinator
06/02/24	Broken Track Plates	TD54	MC - Maintenance Co-Ordinator
08/02/24	Wash-2000hr service- remove belly guards	TD54	MF - Maintenance Fitter
08/02/24	2000hr service	TD54	MF - Maintenance Fitter
09/02/24	2000hr service	TD54	MF - Maintenance Fitter
09/02/24	2000hr service/ defects	TD54	MF - Maintenance Fitter
14/02/24	Repair beacon wiring	TD54	MF - Maintenance Fitter
16/02/24	250hr service	TD54	MF - Maintenance Fitter
25/03/24	DPF fault	TD54	MC - Maintenance Co-Ordinator
26/03/24	Ard ignition fault	TD54	MC - Maintenance Co-Ordinator
27/03/24	ADR fault	TD54	MC - Maintenance Co-Ordinator
28/03/24	Wash for injector change out	TD54	MC - Maintenance Co-Ordinator
28/03/24	DPF fault	TD54	MC - Maintenance Co-Ordinator
02/04/24	Remove bonnet, Remove GEM, C/O injector 3	TD54	MC - Maintenance Co-Ordinator
03/04/24	Injector #3 fault, DPF fault	TD54	MC - Maintenance Co-Ordinator
04/04/24	Install DPF shell	TD54	MF - Maintenance Fitter
04/04/24	Install bonnet	TD54	MF - Maintenance Fitter
04/04/24	DPF fault, replace CEM, bonnet and test	TD54	MC - Maintenance Co-Ordinator
18/04/24	Door latch pault	TD54	MF - Maintenance Fitter
23/05/24	Wash and clean	TD54	MF - Maintenance Fitter
23/05/24	250hr service	TD54	MF - Maintenance Fitter
23/05/24	Defect repairs	TD54	MF - Maintenance Fitter
24/05/24	Defect repairs	TD54	MF - Maintenance Fitter
24/05/24	Injector harness	TD54	MC - Maintenance Co-Ordinator
27/05/24	Injector defect	TD54	MF - Maintenance Fitter
31/05/24	Wiper fault/ trans coer latch	TD54	MC - Maintenance Co-Ordinator
03/06/24	GPS bracket in cab	TD54	MF - Maintenance Fitter
06/06/24	Inspect machine	TD54	MF - Maintenance Fitter
11/06/24	Repair RH door wipers	TD54	MC - Maintenance Co-Ordinator
13/06/24	check over- reports of milky oil samples	TD54	MF - Maintenance Fitter
19/06/24	Inspect side lights	TD54	MF - Maintenance Fitter
27/06/24	Fit belly plates, shim blade, DPF	TD54	MF - Maintenance Fitter
04/07/24	Change blown side light globes	TD54	MF - Maintenance Fitter
05/07/24	DPF fault	TD54	MC - Maintenance Co-Ordinator
11/07/24	Inspect oil defect	TD54	MF - Maintenance Fitter
11/07/24	Inspect oil leak and order parts	TD54	MF - Maintenance Fitter
15/07/24	Power train hose	TD54	MF - Maintenance Fitter
15/07/24	Change Engine oil, filter, install belly guard etc	TD54	MF - Maintenance Fitter
15/07/24	Remove Belly guard/ fit hose/ JHA	TD54	MF - Maintenance Fitter
15/07/24	Installation Belly guards/ wash	TD54	MF - Maintenance Fitter
16/07/24	DPF delete module	TD54	MF - Maintenance Fitter
16/07/24	Remote shutdown fault	TD54	MF - Maintenance Fitter
17/07/24	E Stop fault & Fault Codes	TD54	MF - Maintenance Fitter
22/07/24	Tracks	TD54	MF - Maintenance Fitter
22/07/24	Chains and grouser plates	TD54	MF - Maintenance Fitter
22/07/24	Chains and grouser plates	TD54	MF - Maintenance Fitter
23/07/24	Chains and grouser plates	TD54	MF - Maintenance Fitter
24/07/24	Track and griuser plates	TD54	MF - Maintenance Fitter
24/07/24	Track and grouser plates	TD54	MF - Maintenance Fitter
24/07/24	Assemble and torque track plates	TD54	MF - Maintenance Fitter
26/07/24	Track plates, adjust idle time parameters	TD54	MF - Maintenance Fitter

26/07/24	Inspect and replace broken plates from new chains	TD54	MF - Maintenance Fitter
07/08/24	Perform 500hr service	TD54	MF - Maintenance Fitter
07/08/24	500hr service	TD54	MF - Maintenance Fitter
15/08/24	parts list- undercarriage	TD54	MF - Maintenance Fitter
16/08/24	Adjust idle parameters, inspect undercarriage	TD54	MF - Maintenance Fitter
30/08/24	Get ready for tracks	TD54	MF - Maintenance Fitter
02/09/24	Remove blade	TD54	MF - Maintenance Fitter
02/09/24	Wash track frames, jack machine, sit on stands	TD54	MF - Maintenance Fitter
02/09/24	Remove tracks, idlers and bogies	TD54	MF - Maintenance Fitter
02/09/24	JHA's and set up blade	TD54	MF - Maintenance Fitter
02/09/24	Undercarriage	TD54	MF - Maintenance Fitter
02/09/24	Remove blade	TD54	MF - Maintenance Fitter
02/09/24	Dissassemble	TD54	MF - Maintenance Fitter
03/09/24	Buff + clean parts and track frames	TD54	MF - Maintenance Fitter
03/09/24	Install idlers, Sprocket segments	TD54	MF - Maintenance Fitter
03/09/24	Undercarriage, boggies, torque bolts to spec, clea	TD54	MF - Maintenance Fitter
03/09/24	Clean and tape threads/ assemble	TD54	MF - Maintenance Fitter
04/09/24	Undercarriage	TD54	MF - Maintenance Fitter
04/09/24	Install blade and push arms- hose	TD54	MF - Maintenance Fitter
04/09/24	Undercarriage	TD54	MF - Maintenance Fitter
04/09/24	Install blade	TD54	MF - Maintenance Fitter
04/09/24	Continue assembly	TD54	MF - Maintenance Fitter
04/09/24	Fit tracks/ assemble	TD54	MF - Maintenance Fitter
05/09/24	Install Hy lines on blade, top up fluids, wire gps	TD54	MF - Maintenance Fitter
05/09/24	Complete Blade installation	TD54	MF - Maintenance Fitter
10/09/24	Tap out threads, master link- order parts	TD54	MF - Maintenance Fitter
11/09/24	Remove grouser plates	TD54	MF - Maintenance Fitter
16/09/24	Tracks- disassemble	TD54	MF - Maintenance Fitter
16/09/24	Grouser plates	TD54	MF - Maintenance Fitter
23/09/24	Slop sensore fault	TD54	MF - Maintenance Fitter
10/10/24	Organise parts for service	TD54	MF - Maintenance Fitter
11/10/24	250hr Service	TD54	MF - Maintenance Fitter
11/10/24	Assist with service	TD54	MF - Maintenance Fitter
20/11/24	Troubleshoot engine faultcode/ noise test	TD54	MF - Maintenance Fitter
20/11/24	Injector/ shut down fault	TD54	MF - Maintenance Fitter
21/11/24	Replace blown headlight globes	TD54	MF - Maintenance Fitter
04/12/24	Check over	TD54	MF - Maintenance Fitter
06/12/24	1000hr Service	TD54	MF - Maintenance Fitter
06/12/24	1000hr service	TD54	MF - Maintenance Fitter
09/12/24	Checks	TD54	MF - Maintenance Fitter
09/01/25	Order parts/ Inspect	TD54	MF - Maintenance Fitter
13/01/25	Replace pulleys and belt/ remove old belt	TD54	MF - Maintenance Fitter
31/01/25	GPS fault	TD54	MF - Maintenance Fitter
10/02/25	TrACKS AND CHAINS SET UP	TD54	MF - Maintenance Fitter
14/02/25	250hr service	TD54	MF - Maintenance Fitter
14/02/25	Clean out belly guards	TD54	MF - Maintenance Fitter
14/02/25	Service	TD54	MF - Maintenance Fitter
14/02/25	Diagnose oil leak- trans	TD54	MF - Maintenance Fitter
17/02/25	Replace power train hoses, install belly guards	TD54	MF - Maintenance Fitter
18/02/25	Injector fault	TD54	MF - Maintenance Fitter
24/02/25	Elec fult, washed engine bay	TD54	MF - Maintenance Fitter
24/02/25	Electrical fault	TD54	MF - Maintenance Fitter
25/02/25	Cleaned out battery box	TD54	MF - Maintenance Fitter
25/02/25	Inspect wiring harness for fault repaired harness	TD54	MF - Maintenance Fitter
26/02/25	Reassemble all panels	TD54	MF - Maintenance Fitter
03/03/25	Tracks and chains	TD54	MF - Maintenance Fitter
05/03/25	Tracks and chains	TD54	MF - Maintenance Fitter
06/03/25	GPS, slope sensore	TD54	MF - Maintenance Fitter
07/03/25	Gracks and plates	TD54	MF - Maintenance Fitter
17/03/25	Fuel leak- diagnose and order parts	TD54	MF - Maintenance Fitter
18/03/25	Fuel line repairs	TD54	MF - Maintenance Fitter
18/03/25	Defects/ repairs	TD54	MF - Maintenance Fitter
19/03/25	Install engine components, covers, lines, floor	TD54	MF - Maintenance Fitter
19/03/25	GPS fault	TD54	MF - Maintenance Fitter
19/03/25	Change oil amd filters/ sample	TD54	MF - Maintenance Fitter
09/04/25	Grouser plates, torque bolts	TD54	MF - Maintenance Fitter
10/04/25	Track Grouser plates	TD54	MF - Maintenance Fitter
11/04/25	500hr service	TD54	MF - Maintenance Fitter
14/04/25	Tracks and chains	TD54	MF - Maintenance Fitter
16/04/25	Check over defects	TD54	MF - Maintenance Fitter
16/04/25	Tracks and chains	TD54	MF - Maintenance Fitter
17/04/25	Tracks and chains	TD54	MF - Maintenance Fitter
23/04/25	Rolled yup tracks	TD54	MF - Maintenance Fitter
23/04/25	Door repairs	TD54	MF - Maintenance Fitter
06/05/25	GPS cables/ top up final drive	TD54	MF - Maintenance Fitter

09/05/25	Remove/ fabrication trans doors	TD54	MF - Maintenance Fitter
12/05/25	Change Hyd oil, top up final drives, change filter	TD54	MF - Maintenance Fitter
12/05/25	Install trans door mount/POS 1 final	TD54	MF - Maintenance Fitter
13/05/25	Door Hindge	TD54	MF - Maintenance Fitter
23/05/25	GET blades and edges	TD54	MF - Maintenance Fitter
18/06/25	Work Light fault	TD54	MF - Maintenance Fitter
20/06/25	Check over, G.E.T inspections	TD54	MF - Maintenance Fitter
26/06/25	Top up engine oil D6T, top up coolant	TD54	MF - Maintenance Fitter
08/07/25	Oil pressure fault	TD54	MF - Maintenance Fitter
14/07/25	Oil pressre fault	TD54	MF - Maintenance Fitter
15/07/25	Test engine oil pressure fault, connect guages, te	TD54	MF - Maintenance Fitter
15/07/25	Oil pressure fault	TD54	MF - Maintenance Fitter
16/07/25	Change engine oil/filter, inspect filer, remove g	TD54	MC - Maintenance Co-Ordinator
23/07/25	Wash	TD54	MF - Maintenance Fitter
24/07/25	C/O track plates	TD54	MF - Maintenance Fitter
24/07/25	Grouser plates	TD54	MF - Maintenance Fitter
06/08/25	Remove shovel holder/ fabrication	TD54	MF - Maintenance Fitter
12/08/25	Track plates	TD54	MF - Maintenance Fitter
13/08/25	Track wear plates	TD54	MF - Maintenance Fitter
15/08/25	Track wear plates	TD54	MF - Maintenance Fitter
18/08/25	Wear track plates	TD54	MF - Maintenance Fitter
21/08/25	Track plates	TD54	MF - Maintenance Fitter
22/08/25	Track plates	TD54	MF - Maintenance Fitter
01/09/25	GPS , remove screen and top hat	TD54	MF - Maintenance Fitter
19/09/25	Wash down machine for engine removal	TD54	MF - Maintenance Fitter
22/09/25	Remove Belly guards	TD54	MF - Maintenance Fitter
22/09/25	Pressure wash under machine, eng, trans, converter	TD54	MF - Maintenance Fitter
22/09/25	Remove blade and belly guards	TD54	MF - Maintenance Fitter
22/09/25	Removed blade and Belly plates	TD54	MF - Maintenance Fitter
23/09/25	Dissassemble machine	TD54	MF - Maintenance Fitter
23/09/25	Dissassemble	TD54	MF - Maintenance Fitter
24/09/25	Drain oils	TD54	MF - Maintenance Fitter
25/09/25	Drain oils, Hyd, trans, torque conv	TD54	MF - Maintenance Fitter
01/10/25	Remove components from machine	TD54	MF - Maintenance Fitter
01/10/25	Remove DPF ROPES	TD54	MF - Maintenance Fitter
01/10/25	Cab and ROPS removal	TD54	MF - Maintenance Fitter
02/10/25	Disassemble machine	TD54	MF - Maintenance Fitter
02/10/25	Cabin and engine removal	TD54	MF - Maintenance Fitter
02/10/25	Remove cabin and engine	TD54	MF - Maintenance Fitter
03/10/25	Remove Engine/ converter	TD54	MF - Maintenance Fitter
03/10/25	Cap, plug/ seal all components, place engine etc	TD54	MF - Maintenance Fitter
03/10/25	Engine removal	TD54	MF - Maintenance Fitter
03/10/25	Remove engine/ seal up hoses/ tidy up	TD54	MF - Maintenance Fitter
06/10/25	Clean engine bay, hyd hoses, wiring	TD54	MF - Maintenance Fitter
07/10/25	Oreder parts/ clean parts for assemble	TD54	MF - Maintenance Fitter
07/10/25	Travel back to workshop/ load trailer/install plug	TD54	MF - Maintenance Fitter
07/10/25	Lift Ram Cylinders	TD54	MF - Maintenance Fitter
07/10/25	Inspect hoses to be replaced	TD54	MF - Maintenance Fitter
07/10/25	Remove lift cylinders to be resealed	TD54	MF - Maintenance Fitter
08/10/25	Order parts	TD54	MF - Maintenance Fitter
08/10/25	Fabricate engine stand	TD54	MF - Maintenance Fitter
09/10/25	Remove pups, torque converter, wrap and seal	TD54	MF - Maintenance Fitter
09/10/25	Fabricate engine stand	TD54	MF - Maintenance Fitter
09/10/25	Remove Components	TD54	MF - Maintenance Fitter
14/10/25	Re seal lift cylinders and install	TD54	MF - Maintenance Fitter
14/10/25	Re-seal lift cylinder	TD54	MF - Maintenance Fitter
14/10/25	Re-seal lift cylinders	TD54	MF - Maintenance Fitter
03/11/25	Disassmble & inspect engine	TD54	MF - Maintenance Fitter
03/11/25	diassmble & inspect engine	TD54	MF - Maintenance Fitter
03/11/25	help jayke & clean bolts for engine	TD54	MF - Maintenance Fitter
05/11/25	Clean all engine parts & inspect, strip head	TD54	MF - Maintenance Fitter
05/11/25	strip & clean block, order required parts	TD54	MF - Maintenance Fitter
10/11/25	clean required parts, complete main bearing roll	TD54	MF - Maintenance Fitter
10/11/25	complete big end bearing roll, install oil squiter	TD54	MF - Maintenance Fitter
11/11/25	change out injector sleeves, fit cylinder head & t	TD54	MF - Maintenance Fitter
11/11/25	fit rocker gear & complete valve set adjustment	TD54	MF - Maintenance Fitter
12/11/25	fit engine externals - prep for run up	TD54	MF - Maintenance Fitter
12/11/25	run up engine & test complete checks pack up	TD54	MF - Maintenance Fitter
13/11/25	complete engine external assembly, seal up and was	TD54	MF - Maintenance Fitter
02/12/25	Buff and clean components for assemble	TD54	MF - Maintenance Fitter
02/12/25	Clean Parts	TD54	MF - Maintenance Fitter
03/12/25	Clean components, install torque converter to engi	TD54	MF - Maintenance Fitter
03/12/25	Install engine and torque converter	TD54	MF - Maintenance Fitter
03/12/25	Install engine	TD54	MF - Maintenance Fitter
03/12/25	Re assembly	TD54	MF - Maintenance Fitter

04/12/25	Assemble machine	TD54	MF - Maintenance Fitter
04/12/25	Reassembly	TD54	MF - Maintenance Fitter
04/12/25	Re assembly	TD54	MF - Maintenance Fitter
08/12/25	Assemble machine	TD54	MF - Maintenance Fitter
08/12/25	Engine install	TD54	MF - Maintenance Fitter
09/12/25	Assemble machine	TD54	MF - Maintenance Fitter
09/12/25	Fabricate guards	TD54	MF - Maintenance Fitter
09/12/25	Re assemble and Remove GPS	TD54	MF - Maintenance Fitter
09/12/25	Engine and CAB Install	TD54	MF - Maintenance Fitter
10/12/25	Assemble machine/ run up machine	TD54	MF - Maintenance Fitter
10/12/25	Re assemble	TD54	MF - Maintenance Fitter
10/12/25	Engine Install	TD54	MF - Maintenance Fitter
11/12/25	Run and test- irder parts	TD54	MF - Maintenance Fitter
11/12/25	Engine install/ park up from works	TD54	MF - Maintenance Fitter
12/12/25	Hydraulic hoses	TD54	MF - Maintenance Fitter
15/12/25	Run and top up fluids	TD54	MF - Maintenance Fitter
15/12/25	Install blade and trunion arms, hose	TD54	MF - Maintenance Fitter
15/12/25	Assembly Belly plate	TD54	MF - Maintenance Fitter
15/12/25	Re fit blade	TD54	MF - Maintenance Fitter
	TD54 - Some plates are touching		
	TD54- complete Engine Rebuild		
	TD54- Wash and clean for off site		

Accident Prevention

Read and understand safety warning in the operation and maintenance manual

Have you completed a take 2?

Have your job circumstances change since completing your take 2?

D6 Dozer 250 Hour Service Sheet

Date:	30-5-25	Name:	DAVE & PJ		
Plant ID:	TD 5A	Service Type:	250 Hour	Machine Hours:	5245 Hrs
<input checked="" type="checkbox"/>	Machine has been cleaned prior to commencement of service				
<input checked="" type="checkbox"/>	Machine has been positioned on flat level ground				
<input checked="" type="checkbox"/>	All implements have been lowered				
<input checked="" type="checkbox"/>	Machine has been isolated and locked out				

Compartment	Oil Type
Engine	15W-40
Transmission	30W
Hydraulics	10W
Radiator	Cat Extended Life Coolant
Final Drive P1	60W
Final Drive P2	60W
Equaliser	85W-140
Recoil	60W

Note: The electronic copy of this document is controlled. To ensure that other copies of this document are current, check the revision number and date against the compliance management database, Qudos

Prepared By: Troy Slorach Date: 31/08/2020 Approved By: Troy Slorach Date: 31/08/2020
 Rev. No: 3 Date Implemented: 31/08/2020

250 HR LUBE SERVICE		INITIAL
SAMPLE:	Engine	Pm
	Transmission	Pm
CHANGE:		
	Engine oil	Pm
	Engine oil filters	Pm
	Fuel filter	Pm
	Cab air conditioner / heater filters	Pm
CLEAN:		
	Batteries and terminals	Pm
	Cab fresh air filter	Pm
	Engine air filter primary element	Pm
	Engine air pre cleaner	Pm
	Engine breathers	Pm
	Fuel cap, filter & strainer	Pm
	Condenser	Pm
CHECK:		
	Engine oil level	Pm
	Hydraulic system oil level	Pm
	Transmission oil levels	Pm
	Final drive oil level	Pm
	Pivot shaft oil level	Pm
	Recoil spring compartment oil	Pm
	Equaliser bar end pin oil level	Pm
	Equaliser bar end pin seals	Pm
	Equaliser bar pads	Pm
	Coolant level	Pm
	Engine air filter secondary element	Pm
	Drain fuel system water separator	Pm
	Drain fuel tank water & sediment	Pm
	Radiator	Pm
	Battery cable	Pm
	Battery electrolyte level	Pm
	Fuses	Pm
	Undercarriage	Pm

Note: The electronic copy of this document is controlled. To ensure that other copies of this document are current, check the revision number and date against the compliance management database, Qudos

GREASE:		
	Fan bearings	RM
	Belt tensioner bearings	RM
	Universal joints	RM
	Fill auto grease system	RM

250HR MECHANICAL SERVICE

- KEY:**
1. Defect found and repaired
 2. Defect found and recorded, machine still OK
 3. OK
 4. Not applicable

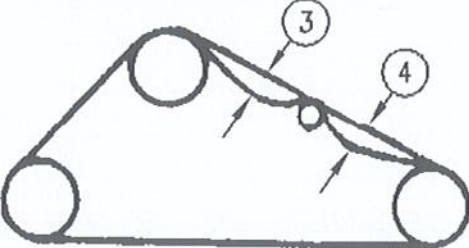
CHECK:	1	2	3	4
Condition and tension of fan, alternator & AC belts			✓	
Universal joints for wear			✓	
Air conditioner – condition and operation			✓	
Operation of hydraulic controls			✓	
Steering operation			✓	
Service brake operation			✓	
Park brake operation			✓	
Frame and attachments for cracks			✓	
Fuel system for loose bolts and fittings			✓	
Fuel line supply support clamps			✓	
Hydraulic system for damaged lines and loose fittings			✓	
All hoses for general condition and chaffing			✓	
Cooling system hoses for condition and clamps for tightness			✓	
Induction system for leaks and clamps for tightness			✓	
Engine mounts			✓	
Exhaust system for leaks, clamps and bolts for tightness			✓	
Radiator for debris (wash if necessary)			✓	
All points are receiving grease			✓	
Operation of park brake interlock			✓	
Fan hub and jockey pullet bearings for excessive movement			✓	
Seat belt – retainers and operation			✓	
Horns – air/electric			✓	

Note: The electronic copy of this document is controlled. To ensure that other copies of this document are current, check the revision number and date against the compliance management database, Qudos

CHECK:	1	2	3	4
Wipers			✓	
Mirrors			✓	
Seats – suspension adjustment/condition			✓	
Doors			✓	
Windows			✓	
Gauges			✓	
Grab rails			✓	
Fire extinguishers – invert and shake to loosen powder			✓	
Fire suppression bottle charge			✓	
Lights			✓	
Reverse alarm			✓	
Cab condition			✓	
Audible alarm and warning lights			✓	
Operation of emergency stop			✓	
Engine shut down system			✓	
Steps			✓	
Nose cone pin & bush movement			✓	
Equaliser bar pin movement			✓	
Accumulation of fuel, oil, grease etc. that may cause fire hazard			✓	
Fuel leaks			✓	

CHECK:				
KEY:				
1. Defect found and repaired				
2. Defect found and recorded, machine still OK				
3. OK				
4. Not applicable				
GET CONDITION	Initial Appropriate Column			
	1	2	3	4
Ripper Shank Protectors			✓	
Ripper Tips			✓	
Blade Cutting Edges			✓	
Blade Corner tips LH			✓	
Blade Corner Tips RH			✓	

Note: The electronic copy of this document is controlled. To ensure that other copies of this document are current, check the revision number and date against the compliance management database, Qudos

CHECK/ADJUST	Initial Appropriate Column			
	1	2	3	4
Position machine by allowing a coast to stop Note: If packing conditions are present in operational environment, adjust tracks in packed state. Adjustment Limits Single carry roller 75 ± 10 mm sag at each location. The sum of dimension 3 & 4 must be 155mm= 10mm (Position 3 & 4)				
				
Note: If tracks require adjustment refer to work shop Manual for safety Instructions LHS Adjustment <u> </u> mm RHS Adjustment <u> </u> mm				
Track Adjustment			/	
Condition of Track Rollers			/	
Track Pins & Bushes			/	
Track Roller Bolts – loose or missing			/	
Track Frame condition Cannon chrome			/	
Canon - leaks			/	
Grouser bolts - tight visual check			/	
Sprocket segment bolts			/	
Carrier Roller & Bolts			/	
Idler bolts – missing or loose			/	
Idler Condition LHF		Idler Condition RHF	/	
Idler Condition LHR		Idler Condition RHR	/	
Front Idler Position			/	

Note: The electronic copy of this document is controlled. To ensure that other copies of this document are current, check the revision number and date against the compliance management database, Qudos

Prepared By: Troy Slorach Date: 31/08/2020 Approved By: Troy Slorach Date: 31/08/2020
 Rev. No: 3 Date Implemented: 31/08/2020

Accident Prevention
 Read and understand safety warning in the operation and maintenance manual
 Have you completed a take 2?
 Have your job circumstances change since completing your take 2?

D6 Dozer 500 Hour Service Sheet					
Date:	11-04-2025	Name:	D Caulfield		
Plant ID:	TD54	Service Type:	500 Hour	Machine Hours:	5482 hrs
<input checked="" type="checkbox"/>	Machine has been cleaned prior to commencement of service				
<input checked="" type="checkbox"/>	Machine has been positioned on flat level ground				
<input checked="" type="checkbox"/>	All implements have been lowered				
<input checked="" type="checkbox"/>	Machine has been isolated and locked out				

Compartment	Oil Type
Engine	15W-40
Transmission	30W
Hydraulics	10W
Radiator	Cat Extended Life Coolant
Final Drive P1	60W
Final Drive P2	60W
Equaliser	85W-140
Recoil	60W

Note: The electronic copy of this document is controlled. To ensure that other copies of this document are current, check the revision number and date against the compliance management database, Qudos

Prepared By: Troy Slorach Date: 31/08/2020 Approved By: Troy Slorach Date: 31/08/2020
 Rev. No: 2 Date Implemented: 31/08/2020

500 HR LUBE SERVICE		INITIAL
SAMPLE:	Engine	/
	Transmission	/
	Hydraulic	/
	Final drive LH	
	Final drive RH	
CHANGE:		
	Final drive oil LH	/
	Final drive oil RH	/
	Engine oil	/
	Engine oil filters	/
	Transmission oil	/
	Transmission filter	/
	Fuel secondary filter	/
	Hydraulic filter	/
	Cab air conditioner / heater filters	/
CLEAN:		
	Batteries and terminals	/
	Cab fresh air filter	/
	Engine air filter primary element	/
	Engine air pre cleaner	/
	Engine breathers	/
	Transmission & torque converter breather	/
	Fuel cap, filter & strainer	/
	Condenser	/
	Remove & clean belly guard	/
CHECK:		
	Engine oil level	/
	Hydraulic system oil level	/
	Transmission oil levels	/
	Final drive oil level	/
	Pivot shaft oil level	/
	Recoil spring compartment oil	/
	Equaliser bar end pin oil level	/
	Equaliser bar end pin seals	/

Note: The electronic copy of this document is controlled. To ensure that other copies of this document are current, check the revision number and date against the compliance management database, Qudos

Prepared By: Troy Slorach Date: 31/08/2020 Approved By: Troy Slorach Date: 31/08/2020
 Rev. No: 2 Date Implemented: 31/08/2020

Equaliser bar pads	✓
Coolant level	✓
Engine air filter secondary element	✓
Drain fuel system water separator	✓
Drain fuel tank water & sediment	✓
Radiator	✓
Battery cable	✓
Battery electrolyte level	✓
Fuses	✓
Undercarriage	✓

GREASE:

Fan bearings	✓
Belt tensioner bearings	✓
Equaliser bar centre pin	✓
Universal joints	N/A
Fill auto grease system	N/A

500HR MECHANICAL SERVICE

KEY:

1. Defect found and repaired
2. Defect found and recorded, machine still OK
3. OK
4. Not applicable

CHECK:

	1	2	3	4
Condition and tension of fan, alternator & AC belts			✓	
Universal joints for wear			✓	
Air conditioner – condition and operation			✓	
Operation of hydraulic controls			✓	
Steering operation			✓	
Service brake operation			✓	
Park brake operation			✓	
Frame and attachments for cracks			✓	
Fuel system for loose bolts and fittings			✓	
Fuel line supply support clamps			✓	
Hydraulic system for damaged lines and loose fittings			✓	

Note: The electronic copy of this document is controlled. To ensure that other copies of this document are current, check the revision number and date against the compliance management database, Qudos

CHECK:	1	2	3	4
All hoses for general condition and chaffing			✓	
Cooling system hoses for condition and clamps for tightness			✓	
Induction system for leaks and clamps for tightness			✓	
Engine mounts			✓	
Exhaust system for leaks, clamps and bolts for tightness			✓	
Radiator for debris (wash if necessary)			✓	
All points are receiving grease			✓	
Operation of park brake interlock			✓	
Fan hub and jockey pullet bearings for excessive movement			✓	
Seat belt – retainers and operation			✓	
Horns – air/electric			✓	
Wipers			✓	
Mirrors			✓	
Seats – suspension adjustment/condition			✓	
Doors			✓	
Windows			✓	
Gauges			✓	
Grab rails			✓	
Fire extinguishers – invert and shake to loosen powder			✓	
Fire suppression bottle charge			✓	
Lights			✓	
Reverse alarm			✓	
Cab condition			✓	
Audible alarm and warning lights			✓	
Operation of emergency stop			✓	
Engine shut down system			✓	
Steps			✓	
Nose cone pin & bush movement			✓	
Equaliser bar pin movement			✓	
Accumulation of fuel, oil, grease etc. that may cause fire hazard			✓	
Fuel leaks			✓	

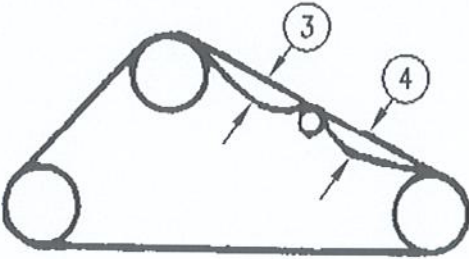
Note: The electronic copy of this document is controlled. To ensure that other copies of this document are current, check the revision number and date against the compliance management database, Qudos

Prepared By: Troy Slorach Date: 31/08/2020 Approved By: Troy Slorach Date: 31/08/2020
 Rev. No: 2 Date Implemented: 31/08/2020

CHECK:				
KEY:				
1. Defect found and repaired				
2. Defect found and recorded, machine still OK				
3. OK				
4. Not applicable				
GET CONDITION	Initial Appropriate Column			
	1	2	3	4
Ripper Shank Protectors			/	
Ripper Tips			/	
Blade Cutting Edges			/	
Blade Corner tips LH			/	
Blade Corner Tips RH			/	
EQUALISER BAR & END PINS	1	2	3	4
Clean seals & inspect for damage or deterioration			/	
Check seal neutral position			/	
Check pin movement as per workshop manual			/	
Check equaliser bar centre pin for movement			/	
Check equaliser bar pads for deterioration, damage & cracks to rubber			/	

Note: The electronic copy of this document is controlled. To ensure that other copies of this document are current, check the revision number and date against the compliance management database, Qudos

Prepared By: Troy Slorach **Date:** 31/08/2020 **Approved By:** Troy Slorach **Date:** 31/08/2020
Rev. No: 2 **Date Implemented:** 31/08/2020

CHECK/ADJUST	Initial Appropriate Column			
	1	2	3	4
Position machine by allowing a coast to stop Note: If packing conditions are present in operational environment, adjust tracks in packed state. Adjustment Limits Single carry roller 75±10mm sag at each location. The sum of dimension 3 & 4 must be 155mm-±10mm (Position 3 & 4)				
				
Note: If tracks require adjustment refer to work shop Manual for safety Instructions LHS Adjustment _____mm RHS Adjustment _____mm				
Track Adjustment			/	
Condition of Track Rollers			/	
Track Pins & Bushes			/	
Track Roller Bolts – loose or missing			/	
Track Frame condition Cannon chrome			/	
Canon - leaks			/	
Grouser bolts - tight visual check			/	
Sprocket segment bolts			/	
Carrier Roller & Bolts			/	
Idler bolts – missing or loose			/	
Idler Condition LHF		Idler Condition RHF	/	
Idler Condition LHR		Idler Condition RHR	/	
Front Idler Position			/	

Note: The electronic copy of this document is controlled. To ensure that other copies of this document are current, check the revision number and date against the compliance management database, Qudos

Prepared By: Troy Slorach Date: 31/08/2020 Approved By: Troy Slorach Date: 31/08/2020
 Rev. No: 2 Date Implemented: 31/08/2020

PLANT AND EQUIPMENT MAINTENANCE AND REPAIR REPORT

Date:	17-5-23
Plant:	DG
Plant No:	T054
Registration No:	T054
Location:	Down AS
Machine Hours / Kilometres:	2843.1
Routine Maintenance or Service:	Yes/No
Maintenance Service Interval:	250Hours / Kilometers 250
Type of Repair Work:	Major/Minor
Details of Work:	<p>REPLACE TRACKS DUE TO AHS BREAKDOWN</p> <p>Tilly's MTO Tracks Fitted.</p>
Further Work Required:	Yes/No
Reported To:	John Stokes
Hazard Inspection Carried Out:	Yes/No
List potential mechanical faults or obvious hazards:	
Report Completed By:	Mr Abernethy
Signature:	
Date:	17-5-23

Note: The electronic copy of this document is controlled. To ensure that other copies of this document are current, check the revision number and date against the compliance management database, Qudos



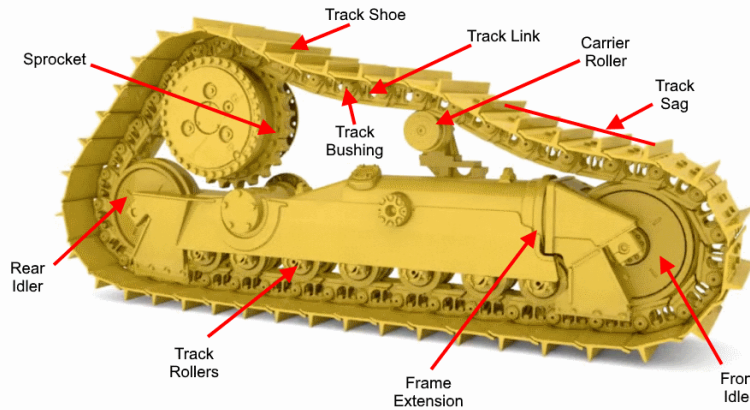
Custom Track Service Simplified

WILLIAM ADAMS

GARRAWAY GROUP

Prepared By: Matthew Miller

Model	D6TLGP	Job Site	Douglas		Inspection Date	28Feb24
Manufacturer	Caterpillar		<u>Left</u>	<u>Right</u>	Next Inspection Date	--
Serial Number	SGZ00616	Track Sag (41.0 mm - 51.0 mm)	--	--	Next Inspection Hours	--
Reference Number	TD54	Frame Ext (max 142.0 mm)	105.0 m	105.0 m	<u>Underfoot Conditions</u>	
Hour Meter Reading	4041	Frame Ext %	74%	74%	Impact	Moderate
Hours Per Week	17.8	Dry Joints	0	0	Abrasion	Moderate
Total Odometer Reading	--	Link Roller System	64%	63%	Moisture	Moderate
Forward Odometer	--				Packing	Moderate
Reverse Odometer	--				Bushing Allowable Wear	Greater
Distance Per Week	--				Link Allowable Wear	Greater



Component	Status		Part Number		Measurement (mm)		Percent Worn		
	Left	Right	Left	Right	Left	Right	Left	Right	
Link Assemblies	Left: 4240847		Right: 4240847		Pitch: 8 in (203.2 mm)		Sections: 45		
Track Link	Original	Original	3788241	3788241	39.0	39.0	30%	30%	
Bushing (Ext)	Original	Original	8E7222	8E7222	9.0	9.0	60%	60%	
Track Shoe	Left Width: 1000.0mm				Right Width: 1000.0mm				
	Original	Original	1168545	1168545	90.0	90.0	14%	--	
Idlers									
Front	Original	Original	2024296	2024296	34.0	33.0	64%	60%	
Rear	Original	Original	2024296	2024296	32.0	33.0	56%	60%	
Carrier Roller									
Front	Original	Original	2355974	2355974	172.0	170.0	74%	77%	
Track Roller									
Front	S	Original	Original	2880934	2880934	28.3	28.5	97%	96%
2	D	Original	Original	2880935	2880935	30.7	30.0	87%	90%
3	S	Original	Original	2880934	2880934	30.0	30.0	90%	90%
4	D	Original	Original	2880935	2880935	30.0	30.0	90%	90%

5	D	Original	Original	2880935	2880935	32.2	30.8	81%	87%
6	S	Original	Original	2880934	2880934	41.5	32.8	38%	79%
7	D	Original	Original	2880935	2880935	35.0	34.0	70%	74%
8	S	Original	Original	2880934	2880934	31.0	30.7	86%	87%
Sprocket									
		Original	Original	1730946	1730946	207.0	209.0	85%	77%

General Recommendations

track link bushes are at 60% worn. track rollers are getting close to end of life. DCF track links installed. No immediate action required.

Photos

Pre-Inspect



Pre-Inspect



Pre-Inspect





Pre-Inspect



Pre-Inspect





Pre-Inspect



Pre-Inspect



Pre-Inspect
