



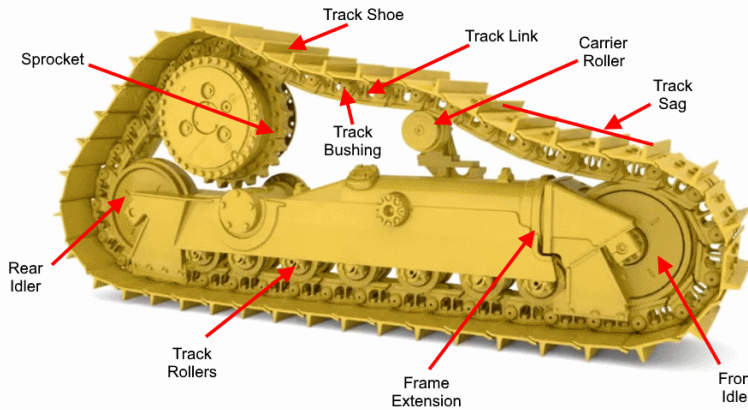
Custom Track Service Simplified

WILLIAM ADAMS

GARRAWAY GROUP

Prepared By: Matthew Miller

Model	D6TLGP	Job Site	Douglas		Inspection Date	28Feb24
Manufacturer	Caterpillar		<u>Left</u>	<u>Right</u>	Next Inspection Date	--
Serial Number	SGZ00609	Track Sag (41.0 mm - 51.0 mm)	--	--	Next Inspection Hours	--
Reference Number	TD53	Frame Ext (max 142.0 mm)	110.0 m	110.0 m	<u>Underfoot Conditions</u>	
Hour Meter Reading	3823	Frame Ext %	77%	77%	Impact	Moderate
Hours Per Week	18.3	Dry Joints	4	5	Abrasion	Moderate
Total Odometer Reading	--	Link Roller System	60%	64%	Moisture	High
Forward Odometer	--				Packing	High
Reverse Odometer	--				Bushing Allowable Wear	Greater
Distance Per Week	--				Link Allowable Wear	Greater



Component	Status		Part Number		Measurement (mm)		Percent Worn		
	Left	Right	Left	Right	Left	Right	Left	Right	
Link Assemblies	Left: 4240847		Right: 4240847		Pitch: 8 in (203.2 mm)		Sections: 45		
Track Link	Original	Original	3788241	3788241	39.0	38.2	30%	38%	
Bushing (Ext)	Original	Original	8E7222	8E7222	9.2	9.5	58%	56%	
Track Shoe	Left Width: 1000.0mm				Right Width: 1000.0mm				
	Original	Original	1168545	1168545	85.0	83.0	52%	64%	
Idlers									
Front	Original	Original	2024296	2024296	33.0	34.0	60%	64%	
Rear	Original	Original	2024296	2024296	32.0	32.0	56%	56%	
Carrier Roller									
Front	Original	Original	2355974	2355974	175.0	168.0	68%	82%	
Track Roller									
Front	S	Original	Original	2880934	2880934	30.0	30.0	90%	90%
2	D	Original	Original	2880935	2880935	32.8	30.7	79%	87%
3	S	Original	Original	2880934	2880934	31.3	30.0	85%	90%
4	D	Original	Original	2880935	2880935	31.3	30.0	85%	90%

5	D	Original	Original	2880935	2880935	32.4	30.8	80%	87%
6	S	Original	Original	2880934	2880934	34.0	32.7	74%	79%
7	D	Original	Original	2880935	2880935	36.0	31.8	66%	83%
8	S	Original	Original	2880934	2880934	31.2	31.4	85%	84%
Sprocket									
		Original	Original	1730946	1730946	213.0	213.0	61%	61%

General Recommendations

Left hand and Right hand tracks have 3-4 dry joints on both sides. ITR links installed. next works will be new links with new sprocket segments and new track rollers.

Photos

Pre-Inspect



Pre-Inspect



Pre-Inspect



Pre-Inspect



Pre-Inspect





Pre-Inspect



Pre-Inspect



Pre-Inspect



Pre-Inspect





Pre-Inspect

Date	Work Description	Plant No	Work Type
13/05/21	Assemble Blade & Draft Arm	TD53	MF - Maintenance Fitter
13/05/21	E'Stops Beacons UHF	TD53	MF - Maintenance Fitter
14/05/21	Fit Fire Extinguishers	TD53	MF - Maintenance Fitter
14/05/21	Install Radio	TD53	MF - Maintenance Fitter
17/05/21	Cert form	TD53	MF - Maintenance Fitter
27/05/21	Relocate E Stop & Product Trports	TD53	MF - Maintenance Fitter
07/06/21	Fit new Mine radio	TD53	MF - Maintenance Fitter
11/08/21	Grease and add blue	TD53	MF - Maintenance Fitter
25/08/21	TD53 recovery	TD53	MF - Maintenance Fitter
26/08/21	TD54, TD53 Belly plates	TD53	MF - Maintenance Fitter
06/09/21	250 hr service	TD53	MF - Maintenance Fitter
15/09/21	Change engine oil and filter, sample, inspect filt	TD53	MC - Maintenance Co-Ordinator
30/09/21	Engine oil saaple	TD53	MC - Maintenance Co-Ordinator
21/10/21	Fill Add blue check over machine	TD53	MC - Maintenance Co-Ordinator
22/10/21	500hr Service	TD53	MF - Maintenance Fitter
22/10/21	500hr service	TD53	MC - Maintenance Co-Ordinator
24/11/21	Final drive oil leak	TD53	MF - Maintenance Fitter
29/11/21	Check RH F/Drive leak and oil level	TD53	MC - Maintenance Co-Ordinator
22/12/21	Push arm repair	TD53	MF - Maintenance Fitter
11/01/22	Brake repair	TD53	MF - Maintenance Fitter
11/01/22	Fit LHF push arm bolts	TD53	MC - Maintenance Co-Ordinator
02/02/22	Fill add blue tank	TD53	MC - Maintenance Co-Ordinator
17/02/22	Park brake solenoid fault	TD53	MF - Maintenance Fitter
28/02/22	Remove push arm, setup blade for removal	TD53	MF - Maintenance Fitter
28/02/22	remove bearings for lift arm, refit blade	TD53	MF - Maintenance Fitter
22/03/22	2000hr service	TD53	MF - Maintenance Fitter
22/03/22	2000hr service	TD53	MF - Maintenance Fitter
22/03/22	2000hr service	TD53	MF - Maintenance Fitter
22/03/22	Service	TD53	MC - Maintenance Co-Ordinator
23/03/22	Complete 2000hr service	TD53	MF - Maintenance Fitter
23/03/22	refit belly gaurds inspect poor wipers for not wor	TD53	MF - Maintenance Fitter
23/03/22	Service and defects	TD53	MF - Maintenance Fitter
23/03/22	Service	TD53	MC - Maintenance Co-Ordinator
31/03/22	repair 2 way hand piece	TD53	MF - Maintenance Fitter
13/05/22	C/O wipers	TD53	MF - Maintenance Fitter
26/05/22	Inspect loose/ missing bolts in stabiliser bar	TD53	MF - Maintenance Fitter
27/05/22	Service dozer	TD53	MF - Maintenance Fitter
27/05/22	Service	TD53	MF - Maintenance Fitter
27/05/22	Service	TD53	MC - Maintenance Co-Ordinator
20/06/22	Tighten Push arm repair	TD53	MF - Maintenance Fitter
20/06/22	Push arm bolts	TD53	MC - Maintenance Co-Ordinator
21/06/22	Push arm bolts	TD53	MC - Maintenance Co-Ordinator
02/08/22	Replace bolts in push arm	TD53	MF - Maintenance Fitter
08/08/22	Emmissions fault	TD53	MC - Maintenance Co-Ordinator
09/08/22	Emmission issue	TD53	MC - Maintenance Co-Ordinator
10/08/22	DEF Fault	TD53	MF - Maintenance Fitter
10/08/22	DEF Fault	TD53	MC - Maintenance Co-Ordinator
12/08/22	Service	TD53	MF - Maintenance Fitter
12/08/22	Service and defects	TD53	MC - Maintenance Co-Ordinator
12/08/22	Service & Defects	TD53	LMF - Labour Maintenance Fitter
12/08/22	Service & defects	TD53	LMF - Labour Maintenance Fitter
15/08/22	Service/ Flip GET	TD53	MF - Maintenance Fitter
15/08/22	Service/ GET	TD53	MC - Maintenance Co-Ordinator
28/09/22	Wash/ c/o sprocket segments	TD53	MF - Maintenance Fitter
28/09/22	Wash	TD53	MF - Maintenance Fitter
28/09/22	Replace segments	TD53	MF - Maintenance Fitter
29/09/22	Complete Segment	TD53	MF - Maintenance Fitter

30/09/22	250hr service	TD53	MF - Maintenance Fitter
07/10/22	Repair Lights	TD53	MF - Maintenance Fitter
17/11/22	Move/ set up tracks/ clean bolts/ remove grousersf	TD53	MF - Maintenance Fitter
17/11/22	Track worn	TD53	MF - Maintenance Fitter
18/11/22	Prep new chains/ clean old grouser plates/ Fit	TD53	MF - Maintenance Fitter
18/11/22	Track Repair	TD53	MF - Maintenance Fitter
21/11/22	Clean up Grouser pads lay across track / clean bol	TD53	MF - Maintenance Fitter
21/11/22	Fit bolts and rattle up and delays of rain	TD53	MF - Maintenance Fitter
21/11/22	Drag Tracks into shed, rattle down grouser pads	TD53	MF - Maintenance Fitter
21/11/22	Tracks	TD53	MF - Maintenance Fitter
21/11/22	Service	TD53	MF - Maintenance Fitter
22/11/22	Wash Machine/ remove Belly guards-2000hr service	TD53	MF - Maintenance Fitter
22/11/22	2000hr service	TD53	MF - Maintenance Fitter
23/11/22	Coolant leak	TD53	MF - Maintenance Fitter
25/11/22	remove bonnett, DPF module, remove intake cap etc	TD53	MF - Maintenance Fitter
25/11/22	Install bonnett, intake exahust, covers, run, test	TD53	MF - Maintenance Fitter
25/11/22	Assist with Bonnett and air cleaner removal	TD53	MF - Maintenance Fitter
28/11/22	Check Levels/ wash track frames- set tension	TD53	MF - Maintenance Fitter
07/12/22	Brake belt	TD53	MF - Maintenance Fitter
08/12/22	Drive bolt	TD53	MF - Maintenance Fitter
12/12/22	Torque tracor frames	TD53	MF - Maintenance Fitter
12/12/22	Tracks	TD53	MF - Maintenance Fitter
14/12/22	Tension tracks/ chains	TD53	MF - Maintenance Fitter
14/12/22	Mark track bolt 120°	TD53	MF - Maintenance Fitter
14/12/22	Torque turn 120° track grouser pads	TD53	MF - Maintenance Fitter
05/01/23	Organise truck parts	TD53	MF - Maintenance Fitter
05/01/23	Segmonts	TD53	MF - Maintenance Fitter
06/01/23	New track new frames	TD53	MF - Maintenance Fitter
31/01/23	Wash	TD53	MF - Maintenance Fitter
01/02/23	Wash track and finals	TD53	MF - Maintenance Fitter
01/02/23	250hr service	TD53	MF - Maintenance Fitter
01/02/23	C/O tracks and segments	TD53	MF - Maintenance Fitter
01/02/23	Service	TD53	MF - Maintenance Fitter
01/02/23	Change tracks and segments	TD53	MF - Maintenance Fitter
03/02/23	Shovel tracks and repump up tracks	TD53	MF - Maintenance Fitter
16/03/23	Fit cylinders tilt rectify rear wiper	TD53	MF - Maintenance Fitter
28/03/23	Movement checks and set up service	TD53	MF - Maintenance Fitter
28/03/23	500hr service	TD53	MF - Maintenance Fitter
28/03/23	Service	TD53	MF - Maintenance Fitter
29/03/23	Step defects/ straighten	TD53	MF - Maintenance Fitter
29/03/23	finish of service and defects	TD53	MF - Maintenance Fitter
11/04/23	Troubleshoot re gen fault	TD53	MF - Maintenance Fitter
12/04/23	Emission fault drain add blue tank, rm pump clean	TD53	MF - Maintenance Fitter
26/04/23	Connect AC guagesfound low gas tram	TD53	MF - Maintenance Fitter
26/04/23	AC fault- pressureize system	TD53	MF - Maintenance Fitter
27/04/23	Remove panels damaged hose fit new and drier vac o	TD53	LMF - Labour Maintenance Fitter
10/05/23	Tension tracks	TD53	MF - Maintenance Fitter
25/05/23	Wash machine and 250hr service	TD53	MF - Maintenance Fitter
25/05/23	250hr service	TD53	MF - Maintenance Fitter
25/05/23	Finish service	TD53	MF - Maintenance Fitter
26/05/23	Refit panels run up check trans	TD53	MF - Maintenance Fitter
26/06/23	Troubleshoot blade and lift, blade and tilt fault	TD53	MF - Maintenance Fitter
18/07/23	Dozer tracks	TD53	MF - Maintenance Fitter
28/07/23	Perform 1000hr service samples	TD53	MF - Maintenance Fitter
31/07/23	Perform 100hr service/ defects/ repairs	TD53	MF - Maintenance Fitter
31/07/23	Track to Go line/ clean up, pack away tooling	TD53	MF - Maintenance Fitter
30/08/23	Defects, Clean out truck frames	TD53	MF - Maintenance Fitter
05/09/23	Check Hyd oil, change filters, cut open filters CO	TD53	MF - Maintenance Fitter

25/09/23	Shovel tracks and frames	TD53	MF - Maintenance Fitter
25/09/23	Perform 250hr service	TD53	MF - Maintenance Fitter
25/09/23	250hr service	TD53	MF - Maintenance Fitter
11/10/23	Inspect undercarriage	TD53	MF - Maintenance Fitter
19/10/23	Decals	TD53	MF - Maintenance Fitter
27/10/23	AC repairs	TD53	MF - Maintenance Fitter
04/12/23	Inspect Air con	TD53	MF - Maintenance Fitter
15/12/23	Batteries	TD53	MC - Maintenance Co-Ordinator
18/12/23	Hard to start fault	TD53	MF - Maintenance Fitter
20/12/23	Starter motor	TD53	MC - Maintenance Co-Ordinator
20/12/23	Replace starter motor	TD53	MF - Maintenance Fitter
01/02/24	Cert form/ defects	TD53	MC - Maintenance Co-Ordinator
01/02/24	Ac repairs/ replace belt	TD53	MF - Maintenance Fitter
06/02/24	Transmission fault	TD53	MC - Maintenance Co-Ordinator
07/02/24	Repair shift solenoid fault	TD53	MF - Maintenance Fitter
16/02/24	GET- Edges	TD53	MF - Maintenance Fitter
16/02/24	250hr service	TD53	MF - Maintenance Fitter
23/04/24	2000hr service	TD53	MF - Maintenance Fitter
23/04/24	2000hr service	TD53	MC - Maintenance Co-Ordinator
24/04/24	2000hr service	TD53	MC - Maintenance Co-Ordinator
24/04/24	Diagnose wiper fault	TD53	MC - Maintenance Co-Ordinator
29/04/24	Replace wiper motor, switch and latch	TD53	MC - Maintenance Co-Ordinator
24/05/24	Repair heater/ force DPF burn	TD53	MC - Maintenance Co-Ordinator
18/06/24	SPF light on dash	TD53	MF - Maintenance Fitter
19/06/24	Move machine back to wshop- Remove DPF filter	TD53	MF - Maintenance Fitter
19/06/24	Clean DPF, refitreset filter service, test and mov	TD53	MF - Maintenance Fitter
24/06/24	Replace carry roller	TD53	MF - Maintenance Fitter
24/06/24	Track inspection	TD53	MC - Maintenance Co-Ordinator
26/06/24	Evac line	TD53	MF - Maintenance Fitter
26/06/24	Wash and service	TD53	MF - Maintenance Fitter
26/06/24	250hr service and defects	TD53	MF - Maintenance Fitter
28/06/24	Shim blade	TD53	MF - Maintenance Fitter
10/07/24	Bring dozer to workshop/ clean/ remove blade	TD53	MF - Maintenance Fitter
10/07/24	Clean tracks/ remove blade	TD53	MF - Maintenance Fitter
11/07/24	JHA, track and roller removal	TD53	MF - Maintenance Fitter
11/07/24	Wash tracks, remove tracks, start remoal rollers	TD53	MF - Maintenance Fitter
15/07/24	Undercarriage, Idlers, track rollers, clean up	TD53	MF - Maintenance Fitter
15/07/24	Idlers/ roller removal	TD53	MF - Maintenance Fitter
16/07/24	DPF delete- module	TD53	MF - Maintenance Fitter
16/07/24	Removing mud from bolt holes on tracks	TD53	MF - Maintenance Fitter
16/07/24	Remove sprocket segments	TD53	MF - Maintenance Fitter
16/07/24	Remove DPF and punch out and refit/ plug fuel forw	TD53	MF - Maintenance Fitter
16/07/24	Continue clean under carriage	TD53	MF - Maintenance Fitter
16/07/24	Continue clean undercarriage	TD53	MF - Maintenance Fitter
17/07/24	Undercarrage	TD53	MF - Maintenance Fitter
17/07/24	Wire whell bolts and clean tracks	TD53	MF - Maintenance Fitter
17/07/24	Clean frame, fit rollers and assemble	TD53	MF - Maintenance Fitter
18/07/24	Undercarriage	TD53	MF - Maintenance Fitter
18/07/24	Undercarriage	TD53	MF - Maintenance Fitter
18/07/24	Remove trads from chain link	TD53	MF - Maintenance Fitter
18/07/24	Undercarriage	TD53	MF - Maintenance Fitter
18/07/24	Fit sprocket segments/ torque, fit roller bolts.	TD53	MF - Maintenance Fitter
18/07/24	Fit tracks/ 2 extra track plates/ fit blade	TD53	MF - Maintenance Fitter
19/07/24	Finish fitting blade/ test machine/ check over	TD53	MF - Maintenance Fitter
22/07/24	Adjust tracks, change o-ring	TD53	MF - Maintenance Fitter
29/07/24	Repair hydraulic oil leak	TD53	MF - Maintenance Fitter
04/09/24	Idler inspect- order new idler	TD53	MF - Maintenance Fitter
05/09/24	Wash truck frame and RH track	TD53	MF - Maintenance Fitter

05/09/24	Split track remove front idler, organise parts	TD53	MF - Maintenance Fitter
05/09/24	Idler defect	TD53	MF - Maintenance Fitter
09/09/24	Press in bearings, start assemble back	TD53	MF - Maintenance Fitter
10/09/24	Help Dennis with dozer	TD53	Hand
10/09/24	Dozer repairs	TD53	MF - Maintenance Fitter
10/09/24	Dozer repairs, assemble blade, putblade on dozer,	TD53	MF - Maintenance Fitter
11/09/24	Clean parts for idler install and set up	TD53	MF - Maintenance Fitter
11/09/24	Organise parts for master link and track press	TD53	MF - Maintenance Fitter
11/09/24	RH front idler, connect track	TD53	MF - Maintenance Fitter
11/09/24	Travel to Ballarat and pick up track press	TD53	MF - Maintenance Fitter
12/09/24	set up, press master link	TD53	MF - Maintenance Fitter
12/09/24	master link replacement	TD53	MF - Maintenance Fitter
13/09/24	Troubleshoot slope sensor fault	TD53	MF - Maintenance Fitter
18/09/24	Track link removal	TD53	MF - Maintenance Fitter
23/09/24	Set up track press	TD53	MF - Maintenance Fitter
23/09/24	Master links	TD53	MF - Maintenance Fitter
25/09/24	Finish master link R&R	TD53	MF - Maintenance Fitter
25/09/24	Master links	TD53	MF - Maintenance Fitter
03/10/24	Inspect undercarriage TD53 and order parts	TD53	MF - Maintenance Fitter
03/10/24	Clean tracks and washdown	TD53	MF - Maintenance Fitter
04/10/24	Split tracks, remove idlers- parts, ITR visit orga	TD53	MF - Maintenance Fitter
04/10/24	Break both tracks, remove LH and RH rear idlers	TD53	MF - Maintenance Fitter
07/10/24	Idler, track links- with ITR	TD53	MF - Maintenance Fitter
07/10/24	Idler R&R	TD53	MF - Maintenance Fitter
08/10/24	Install idlers and torque bolts	TD53	MF - Maintenance Fitter
08/10/24	Fit RH rear idler and assemble track	TD53	MF - Maintenance Fitter
14/10/24	L/H track link, order pars c/o join track	TD53	MF - Maintenance Fitter
14/10/24	Replace LH master link	TD53	MF - Maintenance Fitter
15/10/24	Return to work	TD53	MF - Maintenance Fitter
15/10/24	Finish off and clean up	TD53	MF - Maintenance Fitter
18/10/24	Perform 500hr service	TD53	MF - Maintenance Fitter
18/10/24	500hr service	TD53	MF - Maintenance Fitter
16/12/24	250Hr Service	TD53	MF - Maintenance Fitter
13/01/25	Inspect exhaust leak	TD53	MF - Maintenance Fitter
14/01/25	Fix exhaust leak	TD53	MF - Maintenance Fitter
16/01/25	grease machine/ check over Hyd hoses	TD53	MF - Maintenance Fitter
31/01/25	Replace pilleys and fan belt and inspect	TD53	MF - Maintenance Fitter
04/02/25	Trans leak diagnose and order parts	TD53	MF - Maintenance Fitter
05/02/25	Repair trans leak/ fit belly plates/ test	TD53	MF - Maintenance Fitter
21/02/25	Exhaust leak	TD53	MF - Maintenance Fitter
25/02/25	Remove floor and panels to inspect wiring harness	TD53	MF - Maintenance Fitter
05/03/25	Perform 1000hr service	TD53	MF - Maintenance Fitter
05/03/25	1000hr service	TD53	MF - Maintenance Fitter
14/03/25	Check over defects	TD53	MF - Maintenance Fitter
21/03/25	Check Idle down timer- Check over	TD53	MF - Maintenance Fitter
01/04/25	Defects- repair lights	TD53	MF - Maintenance Fitter
09/05/25	Remove/ fabrication/ install trans doors	TD53	MF - Maintenance Fitter
16/05/25	Perform 500hr service	TD53	MF - Maintenance Fitter
16/05/25	500hr service	TD53	MF - Maintenance Fitter
30/05/25	Wash/ 250hr service	TD53	MF - Maintenance Fitter
30/05/25	250hr service	TD53	MF - Maintenance Fitter
05/06/25	Calibrate transmission, torque converter, test	TD53	MF - Maintenance Fitter
20/06/25	Check over machine G.E.T inspections	TD53	MF - Maintenance Fitter
14/08/25	Pump up tracks	TD53	MF - Maintenance Fitter
18/08/25	Cleaned GPS wiring up	TD53	MF - Maintenance Fitter
20/08/25	500hr service	TD53	MF - Maintenance Fitter
20/08/25	500hr service	TD53	MF - Maintenance Fitter
05/09/25	Inspection	TD53	MF - Maintenance Fitter

08/09/25	Wash machine for repairs	TD53	MF - Maintenance Fitter
08/09/25	Drain hyd oil, change filter, inspect	TD53	MF - Maintenance Fitter
08/09/25	Replace hyd oil filter	TD53	MF - Maintenance Fitter
11/09/25	Inspection	TD53	MF - Maintenance Fitter
12/09/25	GET inspections- Check over	TD53	MF - Maintenance Fitter
28/10/25	Perform 250hr service	TD53	MF - Maintenance Fitter
28/10/25	250hr service/ clean tracks	TD53	MF - Maintenance Fitter
28/10/25	250hr service	TD53	MF - Maintenance Fitter
28/10/25	Mechanical checks/ remove shims	TD53	MF - Maintenance Fitter
05/11/25	Clean out tracks- tram to workshop, wash remove id	TD53	MF - Maintenance Fitter
07/11/25	Collect Parts from front gate	TD53	MF - Maintenance Fitter
10/11/25	Join track, pump up track, install covers/ mine ra	TD53	MF - Maintenance Fitter
10/11/25	Install Idler	TD53	MF - Maintenance Fitter
10/11/25	Refitted idler roller	TD53	MF - Maintenance Fitter
08/12/25	Air con inspect	TD53	MF - Maintenance Fitter
11/12/25	Check AC diagnose leaking hose	TD53	MF - Maintenance Fitter
	TD53- Plant Certification form		
	TD53- Air Con lines		
	TD53 CAT D6T LGP Track Dozer - Service Schedule Step 2000 (235)		
	TD53- Wash and clean		

Accident Prevention
 Read and understand safety warning in the operation and maintenance manual
 Have you completed a take 2?
 Have your job circumstances change since completing your take 2?

D6 Dozer 250 Hour Service Sheet

Date:	16/5/25	Name:	Lewis		
Plant ID:	T053	Service Type:	250 Hour	Machine Hours:	5212 HRS.
<input type="checkbox"/>	Machine has been cleaned prior to commencement of service				
<input type="checkbox"/>	Machine has been positioned on flat level ground				
<input type="checkbox"/>	All implements have been lowered				
<input type="checkbox"/>	Machine has been isolated and locked out				

Compartment	Oil Type
Engine	15W-40
Transmission	30W
Hydraulics	10W
Radiator	Cat Extended Life Coolant
Final Drive P1	60W
Final Drive P2	60W
Equaliser	85W-140
Recoil	60W

Note: The electronic copy of this document is controlled. To ensure that other copies of this document are current, check the revision number and date against the compliance management database, Qudos

Prepared By: Troy Slorach **Date:** 31/08/2020 **Approved By:** Troy Slorach **Date:** 31/08/2020
Rev. No: 3 **Date Implemented:** 31/08/2020

250 HR LUBE SERVICE		INITIAL
SAMPLE:	Engine	LS
	Transmission	LS
CHANGE:		
	Engine oil	LS
	Engine oil filters	DR
	Fuel filter	LS
	Cab air conditioner / heater filters	LS
CLEAN:		
	Batteries and terminals	LS
	Cab fresh air filter	LS
	Engine air filter primary element	LS
	Engine air pre cleaner	LS
	Engine breathers	LS
	Fuel cap, filter & strainer	LS
	Condenser	LS
CHECK:		
	Engine oil level	LS
	Hydraulic system oil level	LS
	Transmission oil levels	LS
	Final drive oil level	LS
	Pivot shaft oil level	LS
	Recoil spring compartment oil	LS
	Equaliser bar end pin oil level	LS
	Equaliser bar end pin seals	LS
	Equaliser bar pads	LS
	Coolant level	LS
	Engine air filter secondary element	LS
	Drain fuel system water separator	LS
	Drain fuel tank water & sediment	LS
	Radiator	LS
	Battery cable	LS
	Battery electrolyte level	LS
	Fuses	LS
	Undercarriage	LS

Note: The electronic copy of this document is controlled. To ensure that other copies of this document are current, check the revision number and date against the compliance management database, Qudos

Prepared By: Troy Slorach Date: 31/08/2020 Approved By: Troy Slorach Date: 31/08/2020
 Rev. No: 3 Date Implemented: 31/08/2020

GREASE:		
	Fan bearings	N/A
	Belt tensioner bearings	LS
	Universal joints	LS
	Fill auto grease system	N/A

250HR MECHANICAL SERVICE

- KEY:**
1. Defect found and repaired
 2. Defect found and recorded, machine still OK
 3. OK
 4. Not applicable

CHECK:	1	2	3	4
Condition and tension of fan, alternator & AC belts			/	
Universal joints for wear			/	
Air conditioner – condition and operation			/	
Operation of hydraulic controls			/	
Steering operation			/	
Service brake operation			/	
Park brake operation			/	
Frame and attachments for cracks			/	
Fuel system for loose bolts and fittings			/	
Fuel line supply support clamps			/	
Hydraulic system for damaged lines and loose fittings			/	
All hoses for general condition and chaffing			/	
Cooling system hoses for condition and clamps for tightness			/	
Induction system for leaks and clamps for tightness			/	
Engine mounts			/	
Exhaust system for leaks, clamps and bolts for tightness			/	
Radiator for debris (wash if necessary)			/	
All points are receiving grease			/	
Operation of park brake interlock			/	
Fan hub and jockey pullet bearings for excessive movement			/	
Seat belt – retainers and operation			/	
Horns – air/electric			/	

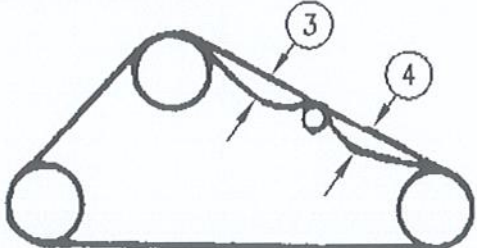
Note: The electronic copy of this document is controlled. To ensure that other copies of this document are current, check the revision number and date against the compliance management database, Qudos

CHECK:	1	2	3	4
Wipers			/	
Mirrors			/	
Seats – suspension adjustment/condition			/	
Doors			/	
Windows			/	
Gauges			/	
Grab rails			/	
Fire extinguishers – invert and shake to loosen powder			/	
Fire suppression bottle charge				/
Lights			/	
Reverse alarm			/	
Cab condition			/	
Audible alarm and warning lights			/	
Operation of emergency stop			/	
Engine shut down system			/	
Steps			/	
Nose cone pin & bush movement			/	
Equaliser bar pin movement			/	
Accumulation of fuel, oil, grease etc. that may cause fire hazard			/	
Fuel leaks			/	

CHECK:				
KEY:				
1. Defect found and repaired				
2. Defect found and recorded, machine still OK				
3. OK				
4. Not applicable				
GET CONDITION	Initial Appropriate Column			
	1	2	3	4
Ripper Shank Protectors				/
Ripper Tips				/
Blade Cutting Edges			/	
Blade Corner tips LH			/	
Blade Corner Tips RH			/	

Note: The electronic copy of this document is controlled. To ensure that other copies of this document are current, check the revision number and date against the compliance management database, Qudos

Prepared By: Troy Slorach Date: 31/08/2020 Approved By: Troy Slorach Date: 31/08/2020
 Rev. No: 3 Date Implemented: 31/08/2020

CHECK/ADJUST	Initial Appropriate Column			
	1	2	3	4
Position machine by allowing a coast to stop Note: If packing conditions are present in operational environment, adjust tracks in packed state. Adjustment Limits Single carry roller 75±10mm sag at each location. The sum of dimension 3 & 4 must be 155mm±10mm (Position 3 & 4)				
				
Note: If tracks require adjustment refer to work shop Manual for safety Instructions LHS Adjustment _____mm RHS Adjustment _____mm				
Track Adjustment			/	
Condition of Track Rollers			/	
Track Pins & Bushes			/	
Track Roller Bolts – loose or missing			/	
Track Frame condition Cannon chrome			/	
Canon - leaks			/	
Grouser bolts - tight visual check			/	
Sprocket segment bolts			/	
Carrier Roller & Bolts			/	
Idler bolts – missing or loose			/	
Idler Condition LHF		Idler Condition RHF	/	
Idler Condition LHR		Idler Condition RHR	/	
Front Idler Position			/	

Note: The electronic copy of this document is controlled. To ensure that other copies of this document are current, check the revision number and date against the compliance management database, Qudos

Prepared By: Troy Slorach Date: 31/08/2020 Approved By: Troy Slorach Date: 31/08/2020
 Rev. No: 3 Date Implemented: 31/08/2020

Accident Prevention
 Read and understand safety warning in the operation and maintenance manual
 Have you completed a take 2?
 Have your job circumstances change since completing your take 2?

D6 Dozer 250 Hour Service Sheet

Date:	28/10/25	Name:	5737 hrs Lucas + Dion		
Plant ID:	TD53	Service Type:	250 Hour	Machine Hours:	5737 hrs
<input checked="" type="checkbox"/>	Machine has been cleaned prior to commencement of service				
<input checked="" type="checkbox"/>	Machine has been positioned on flat level ground				
<input checked="" type="checkbox"/>	All implements have been lowered				
<input checked="" type="checkbox"/>	Machine has been isolated and locked out				

Compartment	Oil Type
Engine	15W-40
Transmission	30W
Hydraulics	10W
Radiator	Cat Extended Life Coolant
Final Drive P1	60W
Final Drive P2	60W
Equaliser	85W-140
Recoil	60W

Note: The electronic copy of this document is controlled. To ensure that other copies of this document are current, check the revision number and date against the compliance management database, Qudos

Prepared By: Troy Slorach Date: 31/08/2020 Approved By: Troy Slorach Date: 31/08/2020
 Rev. No: 3 Date Implemented: 31/08/2020

250 HR LUBE SERVICE		INITIAL
SAMPLE:	Engine	LS
	Transmission	LS
CHANGE:		
	Engine oil	LS
	Engine oil filters	LS
	Fuel filter	LS
	Cab air conditioner / heater filters	LS
CLEAN:		
	Batteries and terminals	LS
	Cab fresh air filter	LS
	Engine air filter primary element	LS
	Engine air pre cleaner	LS
	Engine breathers	LS
	Fuel cap, filter & strainer	LS
	Condenser	LS
CHECK:		
	Engine oil level	LS
	Hydraulic system oil level	LS
	Transmission oil levels	LS
	Final drive oil level	LS
	Pivot shaft oil level	LS
	Recoil spring compartment oil	LS
	Equaliser bar end pin oil level	LS
	Equaliser bar end pin seals	LS
	Equaliser bar pads	LS
	Coolant level	LS
	Engine air filter secondary element	LS
	Drain fuel system water separator	LS
	Drain fuel tank water & sediment	LS
	Radiator	LS
	Battery cable	LS
	Battery electrolyte level	LS
	Fuses	LS
	Undercarriage	LS

Note: The electronic copy of this document is controlled. To ensure that other copies of this document are current, check the revision number and date against the compliance management database, Qudos

Prepared By: Troy Slorach Date: 31/08/2020 Approved By: Troy Slorach Date: 31/08/2020
 Rev. No: 3 Date Implemented: 31/08/2020

GREASE:		
	Fan bearings	LS
	Belt tensioner bearings	LS
	Universal joints	LS
	Fill auto grease system	N/A

250HR MECHANICAL SERVICE

- KEY:**
1. Defect found and repaired
 2. Defect found and recorded, machine still OK
 3. OK
 4. Not applicable

CHECK:	1	2	3	4
Condition and tension of fan, alternator & AC belts			/	
Universal joints for wear			/	
Air conditioner – condition and operation			/	
Operation of hydraulic controls			/	
Steering operation			/	
Service brake operation			/	
Park brake operation			/	
Frame and attachments for cracks			/	
Fuel system for loose bolts and fittings			/	
Fuel line supply support clamps			/	
Hydraulic system for damaged lines and loose fittings			/	
All hoses for general condition and chaffing			/	
Cooling system hoses for condition and clamps for tightness			/	
Induction system for leaks and clamps for tightness			/	
Engine mounts			/	
Exhaust system for leaks, clamps and bolts for tightness			/	
Radiator for debris (wash if necessary)			/	
All points are receiving grease			/	
Operation of park brake interlock			/	
Fan hub and jockey pullet bearings for excessive movement			/	
Seat belt – retainers and operation			/	
Horns – air/electric			/	

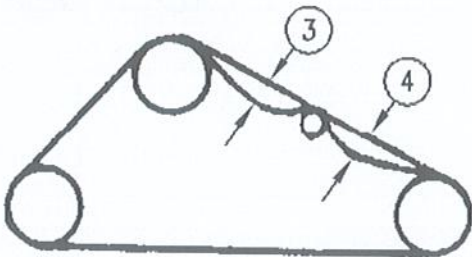
Note: The electronic copy of this document is controlled. To ensure that other copies of this document are current, check the revision number and date against the compliance management database, Qudos

CHECK:	1	2	3	4
Wipers			✓	
Mirrors			✓	
Seats – suspension adjustment/condition			✓	
Doors			✓	
Windows			✓	
Gauges			✓	
Grab rails			✓	
Fire extinguishers – invert and shake to loosen powder			✓	
Fire suppression bottle charge				✓
Lights			✓	
Reverse alarm			✓	
Cab condition			✓	
Audible alarm and warning lights			✓	
Operation of emergency stop			✓	
Engine shut down system			✓	
Steps			✓	
Nose cone pin & bush movement			✓	
Equaliser bar pin movement		✓		
Accumulation of fuel, oil, grease etc. that may cause fire hazard			✓	
Fuel leaks			✓	

CHECK:				
KEY:				
1. Defect found and repaired				
2. Defect found and recorded, machine still OK				
3. OK				
4. Not applicable				
GET CONDITION	Initial Appropriate Column			
	1	2	3	4
Ripper Shank Protectors				✓
Ripper Tips				✓
Blade Cutting Edges			✓	
Blade Corner tips LH			✓	
Blade Corner Tips RH			✓	

Note: The electronic copy of this document is controlled. To ensure that other copies of this document are current, check the revision number and date against the compliance management database, Qudos

Prepared By: Troy Slorach Date: 31/08/2020 Approved By: Troy Slorach Date: 31/08/2020
 Rev. No: 3 Date Implemented: 31/08/2020

CHECK/ADJUST	Initial Appropriate Column			
	1	2	3	4
<p>Position machine by allowing a coast to stop Note: If packing conditions are present in operational environment, adjust tracks in packed state. Adjustment Limits Single carry roller 75 ± 10mm sag at each location. The sum of dimension 3 & 4 must be 155mm-10mm (Position 3 & 4)</p>  <p>Note: If tracks require adjustment refer to work shop Manual for safety Instructions LHS Adjustment _____mm RHS Adjustment _____mm</p>				
Track Adjustment			/	
Condition of Track Rollers			/	
Track Pins & Bushes			/	
Track Roller Bolts – loose or missing			/	
Track Frame condition Cannon chrome			/	
Canon - leaks			/	
Grouser bolts - tight visual check			/	
Sprocket segment bolts			/	
Carrier Roller & Bolts			/	
Idler bolts – missing or loose			/	
Idler Condition LHF		Idler Condition RHF	/	
Idler Condition LHR		Idler Condition RHR	/	
Front Idler Position			/	

Note: The electronic copy of this document is controlled. To ensure that other copies of this document are current, check the revision number and date against the compliance management database, Qudos

Prepared By: Troy Slorach Date: 31/08/2020 Approved By: Troy Slorach Date: 31/08/2020
 Rev. No: 3 Date Implemented: 31/08/2020

Accident Prevention
 Read and understand safety warning in the operation and maintenance manual
 Have you completed a take 2?
 Have your job circumstances change since completing your take 2?

D6 Dozer 500 Hour Service Sheet

Date:	20/8/25	Name:	PJ Mountness		
Plant ID:	TDSS	Service Type:	500 Hour	Machine Hours:	5485
<input checked="" type="checkbox"/>	Machine has been cleaned prior to commencement of service				
<input checked="" type="checkbox"/>	Machine has been positioned on flat level ground				
<input checked="" type="checkbox"/>	All implements have been lowered				
<input checked="" type="checkbox"/>	Machine has been isolated and locked out				

Compartment	Oil Type
Engine	15W-40
Transmission	30W
Hydraulics	10W
Radiator	Cat Extended Life Coolant
Final Drive P1	60W
Final Drive P2	60W
Equaliser	85W-140
Recoil	60W

Note: The electronic copy of this document is controlled. To ensure that other copies of this document are current, check the revision number and date against the compliance management database, Qudos



500 HR LUBE SERVICE		INITIAL
SAMPLE:	Engine	Pm
	Transmission	Pm
	Hydraulic	Pm
	Final drive LH	Pm
	Final drive RH	Pm
CHANGE:		
	Final drive oil LH	Pm
	Final drive oil RH	Pm
	Engine oil	Pm
	Engine oil filters	Pm
	Transmission oil	Pm
	Transmission filter	Pm
	Fuel secondary filter	Pm
	Hydraulic filter	Pm
	Cab air conditioner / heater filters	Pm
CLEAN:		
	Batteries and terminals	Pm
	Cab fresh air filter	Pm
	Engine air filter primary element	Pm
	Engine air pre cleaner	Pm
	Engine breathers	Pm
	Transmission & torque converter breather	Pm
	Fuel cap, filter & strainer	Pm
	Condenser	Pm
	Remove & clean belly guard	Pm
CHECK:		
	Engine oil level	Pm
	Hydraulic system oil level	Pm
	Transmission oil levels	Pm
	Final drive oil level	Pm
	Pivot shaft oil level	Pm
	Recoil spring compartment oil	Pm
	Equaliser bar end pin oil level	Pm
	Equaliser bar end pin seals	Pm

Note: The electronic copy of this document is controlled. To ensure that other copies of this document are current, check the revision number and date against the compliance management database, Qudos

Prepared By: Troy Slorach

Date: 31/08/2020

Approved By: Troy Slorach

Date: 31/08/2020

Rev. No: 2

Date Implemented: 31/08/2020

	Equaliser bar pads	Pm
	Coolant level	Pm
	Engine air filter secondary element	Pm
	Drain fuel system water separator	Pm
	Drain fuel tank water & sediment	Pm
	Radiator	Pm
	Battery cable	Pm
	Battery electrolyte level	Pm
	Fuses	Pm
	Undercarriage	Pm
GREASE:		
	Fan bearings	Pm
	Belt tensioner bearings	Pm
	Equaliser bar centre pin	Pm
	Universal joints	Pm
	Fill auto grease system	Pm

500HR MECHANICAL SERVICE

KEY:

- 1. Defect found and repaired
- 2. Defect found and recorded, machine still OK
- 3. OK
- 4. Not applicable

CHECK:	1	2	3	4
Condition and tension of fan, alternator & AC belts			✓	
Universal joints for wear			✓	
Air conditioner – condition and operation			✓	
Operation of hydraulic controls			✓	
Steering operation			✓	
Service brake operation			✓	
Park brake operation			✓	
Frame and attachments for cracks			✓	
Fuel system for loose bolts and fittings			✓	
Fuel line supply support clamps			✓	
Hydraulic system for damaged lines and loose fittings			✓	

Note: The electronic copy of this document is controlled. To ensure that other copies of this document are current, check the revision number and date against the compliance management database, Qudos

CHECK:	1	2	3	4
All hoses for general condition and chaffing			✓	
Cooling system hoses for condition and clamps for tightness			✓	
Induction system for leaks and clamps for tightness			✓	
Engine mounts			✓	
Exhaust system for leaks, clamps and bolts for tightness			✓	
Radiator for debris (wash if necessary)			✓	
All points are receiving grease			✓	
Operation of park brake interlock			✓	
Fan hub and jockey pullet bearings for excessive movement			✓	
Seat belt – retainers and operation			✓	
Horns – air/electric			✓	
Wipers			✓	
Mirrors			✓	
Seats – suspension adjustment/condition			✓	
Doors			✓	
Windows			✓	
Gauges			✓	
Grab rails			✓	
Fire extinguishers – invert and shake to loosen powder			✓	
Fire suppression bottle charge			✓	
Lights			✓	
Reverse alarm			✓	
Cab condition			✓	
Audible alarm and warning lights			✓	
Operation of emergency stop			✓	
Engine shut down system			✓	
Steps			✓	
Nose cone pin & bush movement			✓	
Equaliser bar pin movement			✓	
Accumulation of fuel, oil, grease etc. that may cause fire hazard			✓	
Fuel leaks			✓	

Note: The electronic copy of this document is controlled. To ensure that other copies of this document are current, check the revision number and date against the compliance management database, Qudos

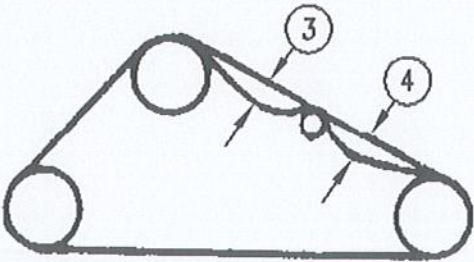
Prepared By: Troy Slorach Date: 31/08/2020 Approved By: Troy Slorach Date: 31/08/2020
 Rev. No: 2 Date Implemented: 31/08/2020

CHECK:

- KEY:**
1. Defect found and repaired
 2. Defect found and recorded, machine still OK
 3. OK
 4. Not applicable

GET CONDITION	Initial Appropriate Column			
	1	2	3	4
Ripper Shank Protectors				Pm
Ripper Tips				Pm
Blade Cutting Edges			Pm	
Blade Corner tips LH			Pm	
Blade Corner Tips RH			Pm	
EQUALISER BAR & END PINS	1	2	3	4
Clean seals & inspect for damage or deterioration			Pm	
Check seal neutral position			Pm	
Check pin movement as per workshop manual			Pm	
Check equaliser bar centre pin for movement			Pm	
Check equaliser bar pads for deterioration, damage & cracks to rubber			Pm	

Note: The electronic copy of this document is controlled. To ensure that other copies of this document are current, check the revision number and date against the compliance management database, Qudos

CHECK/ADJUST	Initial Appropriate Column			
	1	2	3	4
Position machine by allowing a coast to stop Note: If packing conditions are present in operational environment, adjust tracks in packed state. Adjustment Limits Single carry roller 75±10mm sag at each location. The sum of dimension 3 & 4 must be 155mm-±10mm (Position 3 & 4)				
				
Note: If tracks require adjustment refer to work shop Manual for safety Instructions LHS Adjustment _____mm RHS Adjustment _____mm				
Track Adjustment			✓	
Condition of Track Rollers			✓	
Track Pins & Bushes			✓	
Track Roller Bolts – loose or missing			✓	
Track Frame condition Cannon chrome			✓	
Canon - leaks			✓	
Grouser bolts - tight visual check			✓	
Sprocket segment bolts			✓	
Carrier Roller & Bolts			✓	
Idler bolts – missing or loose			✓	
Idler Condition LHF		Idler Condition RHF	✓	
Idler Condition LHR		Idler Condition RHR	✓	
Front Idler Position			✓	

Note: The electronic copy of this document is controlled. To ensure that other copies of this document are current, check the revision number and date against the compliance management database, Qudos

Prepared By: Troy Slorach Date: 31/08/2020 Approved By: Troy Slorach Date: 31/08/2020
 Rev. No: 2 Date Implemented: 31/08/2020

Accident Prevention
 Read and understand safety warning in the operation and maintenance manual
 Have you completed a take 2?
 Have your job circumstances change since completing your take 2?

D6 Dozer 1000 Hour Service Sheet

Date:	05/03/2025	Name:	Jack McQuinn / Dion Roberts		
Plant ID:	TDS3	Service Type:	1000 Hour	Machine Hours:	4983
<input checked="" type="checkbox"/>	Machine has been cleaned prior to commencement of service				
<input checked="" type="checkbox"/>	Machine has been positioned on flat level ground				
<input checked="" type="checkbox"/>	All implements have been lowered				
<input checked="" type="checkbox"/>	Machine has been isolated and locked out				

Compartment	Oil Type
Engine	15W-40
Transmission	30W
Hydraulics	10W
Radiator	Cat Extended Life Coolant
Final Drive P1	60W
Final Drive P2	60W
Equaliser	85W-140
Recoil	60W

Note: The electronic copy of this document is controlled. To ensure that other copies of this document are current, check the revision number and date against the compliance management database, Qudos

Prepared By: Troy Slorach Date: 31/08/2020 Approved By: Troy Slorach Date: 31/08/2020
 Rev. No: 2 Date Implemented: 31/08/2020

1000 HR LUBE SERVICE		INITIAL
SAMPLE:	Engine	DS
	Transmission	DS
	Hydraulic	DS
	Final drive LH	DR
	Final drive RH	DR
	Coolant	/
CHANGE:		
	Final drive oil LH	DR
	Final drive oil RH	DR
	Engine oil <i>IR-1808</i>	DS
	Transmission oil	DS
	Engine oil filters <i>IR-1808</i>	DS
	Fuel secondary filter <i>IR-0749x2 / J26-1645</i>	DS
	Hydraulic filter <i>354-5261 - 465-6509</i>	DS
	Transmission filter <i>571-5255</i>	DS
	Engine air filter primary element <i>577-1435</i>	DS
	Engine air filter secondary element <i>551-8108</i>	DS
	Cab air conditioner / heater filters <i>396-7087</i>	DS
CLEAN:		
	Batteries and terminals	DS
	Cab fresh air filter - internal	DS
	Cab fresh air filter - external	DS
	Engine air pre cleaner	DS
	Engine breathers	DS
	Transmission & torque converter breather	DS
	Transmission magnetic screen	DS
	Fuel cap, filter & strainer	DS
	Condenser	DS
	Remove & clean belly guard	DS

Note: The electronic copy of this document is controlled. To ensure that other copies of this document are current, check the revision number and date against the compliance management database, Qudos

Prepared By: Troy Slorach Date: 31/08/2020 Approved By: Troy Slorach Date: 31/08/2020
 Rev. No: 2 Date Implemented: 31/08/2020

1000HR MECHANICAL SERVICE

KEY:

1. Defect found and repaired
2. Defect found and recorded, machine still OK
3. OK
4. Not applicable

CHECK:

	1	2	3	4
Condition and tension of fan, alternator & AC belts			/	
Universal joints for wear			/	
Air conditioner – condition and operation			/	
Operation of hydraulic controls			/	
Steering operation			/	
Service brake operation			/	
Park brake operation			/	
Frame and attachments for cracks			/	
Fuel system for loose bolts and fittings			/	
Fuel line supply support clamps			/	
Hydraulic system for damaged lines and loose fittings			/	
All hoses for general condition and chaffing			/	
Cooling system hoses for condition and clamps for tightness			/	
Induction system for leaks and clamps for tightness			/	
Engine mounts			/	
Exhaust system for leaks, clamps and bolts for tightness			/	
Radiator for debris (wash if necessary)			/	
All points are receiving grease			/	
Operation of park brake interlock			/	
Fan hub and jockey pullet bearings for excessive movement			/	
Seat belt – retainers and operation			/	
Horns – air/electric			/	
Wipers			/	
Mirrors			/	
Seats – suspension adjustment/condition			/	
Doors			/	
Windows			/	

Note: The electronic copy of this document is controlled. To ensure that other copies of this document are current, check the revision number and date against the compliance management database, Qudos

Prepared By: Troy Slorach **Date:** 31/08/2020 **Approved By:** Troy Slorach **Date:** 31/08/2020
Rev. No: 2 **Date Implemented:** 31/08/2020

CHECK:	1	2	3	4
Gauges			/	
Grab rails			/	
Fire extinguishers – invert and shake to loosen powder			/	
Fire suppression bottle charge			/	
Lights			/	
Reverse alarm			/	
Cab condition			/	
Audible alarm and warning lights			/	
Operation of emergency stop			/	
Engine shut down system			/	
Steps			/	
Nose cone pin & bush movement			/	
Equaliser bar pin movement			/	
Accumulation of fuel, oil, grease etc. that may cause fire hazard			/	
Fuel leaks			/	

CHECK:				
KEY: 1. Defect found and repaired 2. Defect found and recorded, machine still OK 3. OK 4. Not applicable				
GET CONDITION	Initial Appropriate Column			
	1	2	3	4
Ripper Shank Protectors				/
Ripper Tips				/
Blade Cutting Edges			SM	
Blade Corner tips LH			SM	
Blade Corner Tips RH			SM	

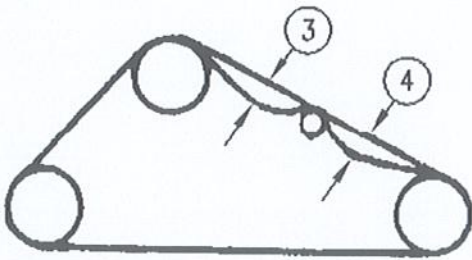
Note: The electronic copy of this document is controlled. To ensure that other copies of this document are current, check the revision number and date against the compliance management database, Qudos

Prepared By: Troy Slorach **Date:** 31/08/2020 **Approved By:** Troy Slorach **Date:** 31/08/2020
Rev. No: 2 **Date Implemented:** 31/08/2020

EQUALISER BAR & END PINS	1	2	3	4
Clean seals & inspect for damage or deterioration			DR	
Check seal neutral position			DR	
Check pin movement as per workshop manual			DR	
Check equaliser bar centre pin for movement			DR	
Check equaliser bar pads for deterioration, damage & cracks to rubber			DR	

CHECK/ADJUST	Initial Appropriate Column			
	1	2	3	4

Position machine by allowing a coast to stop
 Note: If packing conditions are present in operational environment, adjust tracks in packed state.
 Adjustment Limits Single carry roller 75 ± 10 mm sag at each location. The sum of dimension 3 & 4 must be 155mm=
 10mm
 (Position 3 & 4)



Note: If tracks require adjustment refer to work shop Manual for safety Instructions
 LHS Adjustment _____mm RHS Adjustment _____mm

Track Adjustment			DR	
Condition of Track Rollers			DR	
Track Pins & Bushes			DR	
Track Roller Bolts – loose or missing			DR	
Track Frame condition Cannon chrome			DR	
Canon - leaks			DR	
Grouser bolts - tight visual check			DR	
Sprocket segment bolts			DR	
Carrier Roller & Bolts			DR	
Idler bolts – missing or loose			DR	
Idler Condition LHF	Idler Condition RHF		DR	
Idler Condition LHR	Idler Condition RHR		DR	
Front Idler Position			DR	

Note: The electronic copy of this document is controlled. To ensure that other copies of this document are current, check the revision number and date against the compliance management database, Qudos

Prepared By: Troy Slorach Date: 31/08/2020 Approved By: Troy Slorach Date: 31/08/2020
 Rev. No: 2 Date Implemented: 31/08/2020

