

William Adams



TAX INVOICE

William Adams Pty. Ltd A.B.N. 72 009 569 493 A.C.N. 009 569 493

HEAD OFFICE
17 - 55 Nantilla Road,
Clayton Vic 3168
Tel: (03) 9566 0666

P.O. Box 164,
Clayton Vic 3168
Fax: (03) 9561 6273

VICTORIAN BRANCHES
Bendigo: (03) 5434 2100
Dandenong: (03) 9767 3666
Geelong: (03) 5223 5223
Horsham: (03) 5362 4100
Laverton: (03) 9931 9666

Mildura: (03) 5018 6100
Portland: (03) 5521 5110
Swan Hill: (03) 5036 3900
Traralgon: (03) 5175 6200
Wodonga: (02) 6051 5800

TASMANIAN BRANCHES
Hobart: (03) 6249 0566
Launceston: (03) 6325 0900
Burnie: (03) 6433 8888

SOLD TO:

GARRAWAY EARTHMOVING PTY LTD TRADING AS
GARRAWAY GROUP
PO BOX 3378
MILDURA VIC 3502

SHIP TO:

GARRAWAY EARTHMOVING PTY LTD
367 BENETOOK AVENUE
MILDURA VIC 3500

INVOICE No.	INVOICE DATE	CUSTOMER No.	CUSTOMER ORDER No.	STORE	DIV	SALESPERSON	T.C.	PAGE
P2PR0139959	16-05-22	306150	SC18	14	G		2	1
DOCUMENT No.	DOCUMENT DATE	PC	LC	MC	SHIP VIA			A.B.N.
14C109304B	29-04-22	10		10				54 098 851 631
MAKE	MODEL	SERIAL NUMBER		EQUIPMENT NUMBER	METER READING		MACH. ID No.	
AA	627G	0DBD00341		SC18				
QUANTITY	ITEM	NR	DESCRIPTION			UNIT PRICE	EXTENSION	

PARTS SALES PERSON: AARON FRY

1	5J-0771		*ROD A	N	3245.13	3245.13	
			TOTAL PARTS			3245.13	T

 Subtotal before taxes 3245.13
 G.S.T. 324.51 T

* * * INVOICE COPY * * *



Please consider recycling this invoice to support our commitment to sustainability. Switch to digital invoicing for a greener option.

E. & O.E.

ITEMS ORDERED NOT SHOWN ARE BACK ORDERED

+ NOT RETURNABLE

TERMS :
EQUIPMENT/RENTAL SALES-CASH EX WORKS
PARTS/SERVICE SALES - STRICTLY NETT 30 DAYS

BANKING DETAILS : ANZ BANK MELBOURNE
BSB : 013 128
ACCOUNT NO : 837 249 625
REFERENCE : 306150
EMAIL YOUR REMITTANCE ADVICE TO :
CreditRegional@wadams.com.au

PAY THIS AMOUNT
Incl GST AUD 3569.64

AMOUNT CREDITED
Incl GST

WA24

William Adams Pty Ltd's Standard Conditions of Quotation and Sale apply to this transaction. They can be obtained at www.williamadams.com.au/termsandconditions or by calling (03) 9566 0666 Thank You for choosing William Adams. Help us improve via FEEDBACK@WADAMS.COM.AU

William Adams



TAX INVOICE

William Adams Pty. Ltd A.B.N. 72 009 569 493 A.C.N. 009 569 493

HEAD OFFICE
17 - 55 Nantilla Road,
Clayton Vic 3168
Tel: (03) 9566 0666

P.O. Box 164,
Clayton Vic 3168
Fax: (03) 9561 6273

VICTORIAN BRANCHES
Bendigo: (03) 5434 2100
Dandenong: (03) 9767 3666
Geelong: (03) 5223 5223
Horsham: (03) 5362 4100
Laverton: (03) 9931 9666

Mildura: (03) 5018 6100
Portland: (03) 5521 5110
Swan Hill: (03) 5036 3900
Traralgon: (03) 5175 6200
Wodonga: (02) 6051 5800

TASMANIAN BRANCHES
Hobart: (03) 6249 0566
Launceston: (03) 6325 0900
Burnie: (03) 6433 8888

SOLD TO:

GARRAWAY EARTHMOVING PTY LTD TRADING AS
GARRAWAY GROUP
PO BOX 3378
MILDURA VIC 3502

SHIP TO:

Horsham
81-83 Dimboola Road
Horsham
VIC 3402 AU

INVOICE No.	INVOICE DATE	CUSTOMER No.	CUSTOMER ORDER No.	STORE	DIV	SALESPERSON	T.C.	PAGE
P2PR0203259	26-10-22	306150	SC18	05	G		2	1
DOCUMENT No.	DOCUMENT DATE	PC	LC	MC	SHIP VIA			A.B.N.
05C211155A	25-10-22	10		10	EXPRESS OUTBND			54 098 851 631
MAKE	MODEL	SERIAL NUMBER		EQUIPMENT NUMBER	METER READING		MACH. ID No.	
QUANTITY	ITEM	NR	DESCRIPTION		UNIT PRICE	EXTENSION		

PARTS SALES PERSON: COMMERCE ORDER

10	8T-2561		WASHER	N	2.25	22.50
2	9B-7237		SCREW	S	1.13	2.26
1	2A-6392		*GLASS	N	233.57	233.57
1	236-8761		MUFFLER AS	N	2002.72	2002.72

TOTAL PARTS 2261.05 T

Subtotal before taxes 2261.05

G.S.T. 226.11 T

baden.hetherington@garraway.com.au

Douglas mine

* * *

INVOICE COPY

* * *



Please consider recycling this invoice to support our commitment to sustainability. Switch to digital invoicing for a greener option.

E. & O.E.

ITEMS ORDERED NOT SHOWN ARE BACK ORDERED

+ NOT RETURNABLE

TERMS :
EQUIPMENT/RENTAL SALES-CASH EX WORKS
PARTS/SERVICE SALES - STRICTLY NETT 30 DAYS

BANKING DETAILS : ANZ BANK MELBOURNE
BSB : 013 128
ACCOUNT NO : 837 249 625
REFERENCE : 306150
EMAIL YOUR REMITTANCE ADVICE TO :
CreditRegional@wadams.com.au

PAY THIS AMOUNT
Incl GST AUD 2487.16

AMOUNT CREDITED
Incl GST

WA24

William Adams Pty Ltd's Standard Conditions of Quotation and Sale apply to this transaction. They can be obtained at www.williamadams.com.au/termsandconditions or by calling (03) 9566 0666 Thank You for choosing William Adams. Help us improve via FEEDBACK@WADAMS.COM.AU

William Adams



TAX INVOICE

William Adams Pty. Ltd A.B.N. 72 009 569 493 A.C.N. 009 569 493

HEAD OFFICE
17 - 55 Nantilla Road,
Clayton Vic 3168
Tel: (03) 9566 0666

P.O. Box 164,
Clayton Vic 3168
Fax: (03) 9561 6273

VICTORIAN BRANCHES
Bendigo: (03) 5434 2100
Dandenong: (03) 9767 3666
Geelong: (03) 5223 5223
Horsham: (03) 5362 4100
Laverton: (03) 9931 9666

Mildura: (03) 5018 6100
Portland: (03) 5521 5110
Swan Hill: (03) 5036 3900
Traralgon: (03) 5175 6200
Wodonga: (02) 6051 5800

TASMANIAN BRANCHES
Hobart: (03) 6249 0566
Launceston: (03) 6325 0900
Burnie: (03) 6433 8888

SOLD TO:

GARRAWAY EARTHMOVING PTY LTD TRADING AS
GARRAWAY GROUP
PO BOX 3378
MILDURA VIC 3502

SHIP TO:

HOLD IN HORSHAM
FOR DION ROBERTS

INVOICE No.	INVOICE DATE	CUSTOMER No.	CUSTOMER ORDER No.	STORE	DIV	SALESPERSON	T.C.	PAGE
P2PR0213650	23-11-22	306150	SC18	05	G		2	1
DOCUMENT No.	DOCUMENT DATE	PC	LC	MC	SHIP VIA			A.B.N.
05C211487D	18-11-22	10		10				54 098 851 631
MAKE	MODEL	SERIAL NUMBER		EQUIPMENT NUMBER	METER READING		MACH. ID No.	
AA		0DBW00147		SC29				
QUANTITY	ITEM	NR	DESCRIPTION		UNIT PRICE	EXTENSION		

PARTS SALES PERSON: COMMERCE ORDER

1	5T-5296		SPACER	N	269.85	269.85	
1	8D-4335		PINION A	N	5796.81	5796.81	
			TOTAL PARTS			6066.66	T
1.00	EMERG.SERV.FEE					201.00	
1.00	EMERG FRT PTS IN					478.00	
			TOTAL MISC CHGS	SEG.		679.00	*

Subtotal before taxes 6745.66
G.S.T. 674.57 T

howorkshop@garraway.com.au

WORKSHOP TOWN DION KEEP ALL PARTS IN SKID

* * *

INVOICE COPY

* * *



Please consider recycling this invoice to support our commitment to sustainability. Switch to digital invoicing for a greener option.

E. & O.E.

ITEMS ORDERED NOT SHOWN ARE BACK ORDERED

+ NOT RETURNABLE

TERMS :
EQUIPMENT/RENTAL SALES-CASH EX WORKS
PARTS/SERVICE SALES - STRICTLY NETT 30 DAYS

BANKING DETAILS : ANZ BANK MELBOURNE
BSB : 013 128
ACCOUNT NO : 837 249 625
REFERENCE : 306150
EMAIL YOUR REMITTANCE ADVICE TO :
CreditRegional@wadams.com.au

PAY THIS AMOUNT
Incl GST AUD 7420.23

AMOUNT CREDITED
Incl GST

WA24

William Adams Pty Ltd's Standard Conditions of Quotation and Sale apply to this transaction. They can be obtained at www.williamadams.com.au/termsandconditions or by calling (03) 9566 0666 Thank You for choosing William Adams. Help us improve via FEEDBACK@WADAMS.COM.AU

William Adams



TAX INVOICE

William Adams Pty. Ltd A.B.N. 72 009 569 493 A.C.N. 009 569 493

HEAD OFFICE
17 - 55 Nantilla Road,
Clayton Vic 3168
Tel: (03) 9566 0666

P.O. Box 164,
Clayton Vic 3168
Fax: (03) 9561 6273

VICTORIAN BRANCHES
Bendigo: (03) 5434 2100
Dandenong: (03) 9767 3666
Geelong: (03) 5223 5223
Horsham: (03) 5362 4100
Laverton: (03) 9931 9666

Mildura: (03) 5018 6100
Portland: (03) 5521 5110
Swan Hill: (03) 5036 3900
Traralgon: (03) 5175 6200
Wodonga: (02) 6051 5800

TASMANIAN BRANCHES
Hobart: (03) 6249 0566
Launceston: (03) 6325 0900
Burnie: (03) 6433 8888

SOLD TO:

GARRAWAY EARTHMOVING PTY LTD TRADING AS
GARRAWAY GROUP
PO BOX 3378
MILDURA VIC 3502

SHIP TO:

HOLD IN HORSHAM
FOR DION ROBERTS

INVOICE No.	INVOICE DATE	CUSTOMER No.	CUSTOMER ORDER No.	STORE	DIV	SALESPERSON	T.C.	PAGE
P2PR0213651	23-11-22	306150	SC18	05	G		2	1
DOCUMENT No.	DOCUMENT DATE	PC	LC	MC	SHIP VIA			A.B.N.
05C211487E	23-11-22	10		10				54 098 851 631
MAKE	MODEL	SERIAL NUMBER		EQUIPMENT NUMBER	METER READING		MACH. ID No.	
AA		0DBW00147		SC29				
QUANTITY	ITEM	NR	DESCRIPTION		UNIT PRICE	EXTENSION		

PARTS SALES PERSON: COMMERCE ORDER

1	8D-3669		GEAR	N	3891.92	3891.92	
			TOTAL PARTS			3891.92	T

 Subtotal before taxes 3891.92
 G.S.T. 389.19 T

howorkshop@garraway.com.au

WORKSHOP TOWN DION KEEP ALL PARTS IN SKID

* * *

INVOICE COPY

* * *



Please consider recycling this invoice to support our commitment to sustainability. Switch to digital invoicing for a greener option.

E. & O.E.

ITEMS ORDERED NOT SHOWN ARE BACK ORDERED

+ NOT RETURNABLE

TERMS :
EQUIPMENT/RENTAL SALES-CASH EX WORKS
PARTS/SERVICE SALES - STRICTLY NETT 30 DAYS

BANKING DETAILS : ANZ BANK MELBOURNE
BSB : 013 128
ACCOUNT NO : 837 249 625
REFERENCE : 306150
EMAIL YOUR REMITTANCE ADVICE TO :
CreditRegional@wadams.com.au

PAY THIS AMOUNT
Incl GST AUD 4281.11

AMOUNT CREDITED
Incl GST

WA24

William Adams Pty Ltd's Standard Conditions of Quotation and Sale apply to this transaction. They can be obtained at www.williamadams.com.au/termsandconditions or by calling (03) 9566 0666 Thank You for choosing William Adams. Help us improve via FEEDBACK@WADAMS.COM.AU

William Adams



TAX INVOICE

William Adams Pty. Ltd A.B.N. 72 009 569 493 A.C.N. 009 569 493

HEAD OFFICE
17 - 55 Nantilla Road,
Clayton Vic 3168
Tel: (03) 9566 0666

P.O. Box 164,
Clayton Vic 3168
Fax: (03) 9561 6273

VICTORIAN BRANCHES
Bendigo: (03) 5434 2100
Dandenong: (03) 9767 3666
Geelong: (03) 5223 5223
Horsham: (03) 5362 4100
Laverton: (03) 9931 9666

Mildura: (03) 5018 6100
Portland: (03) 5521 5110
Swan Hill: (03) 5036 3900
Traralgon: (03) 5175 6200
Wodonga: (02) 6051 5800

TASMANIAN BRANCHES
Hobart: (03) 6249 0566
Launceston: (03) 6325 0900
Burnie: (03) 6433 8888

SOLD TO:

GARRAWAY EARTHMOVING PTY LTD TRADING AS
GARRAWAY GROUP
PO BOX 3378
MILDURA VIC 3502

SHIP TO:

Mildura
345 Benetook Avenue
Mildura
VIC 3502 AU

INVOICE No.	INVOICE DATE	CUSTOMER No.	CUSTOMER ORDER No.	STORE	DIV	SALESPERSON	T.C.	PAGE
P2PR0366292	22-12-23	306150	SC18	14	G		2	1
DOCUMENT No.	DOCUMENT DATE	PC	LC	MC	SHIP VIA			A.B.N.
14C119192A	21-12-23	10		10				54 098 851 631
MAKE	MODEL	SERIAL NUMBER		EQUIPMENT NUMBER	METER READING		MACH. ID No.	
QUANTITY	ITEM	NR	DESCRIPTION		UNIT PRICE	EXTENSION		

PARTS SALES PERSON: COMMERCE ORDER

1	20R-5471		*BLOCK G LONG		N	33043.90	33043.90	
1	20R-5471		*CORE DEPOSIT		N	13911.20	13911.20	
			TOTAL PARTS				46955.10 T	

Subtotal before taxes	46955.10
G.S.T.	4695.51 T

daan.landkroon@garraway.com.au

* * *

INVOICE COPY

* * *



Please consider recycling this invoice to support our commitment to sustainability. Switch to digital invoicing for a greener option.

E. & O.E.

ITEMS ORDERED NOT SHOWN ARE BACK ORDERED

+ NOT RETURNABLE

TERMS :
EQUIPMENT/RENTAL SALES-CASH EX WORKS
PARTS/SERVICE SALES - STRICTLY NETT 30 DAYS

BANKING DETAILS : ANZ BANK MELBOURNE
BSB : 013 128
ACCOUNT NO : 837 249 625
REFERENCE : 306150
EMAIL YOUR REMITTANCE ADVICE TO :
CreditRegional@wadams.com.au

PAY THIS AMOUNT Incl GST	AUD	51650.61
-----------------------------	-----	----------

AMOUNT CREDITED Incl GST	
-----------------------------	--

WA24

William Adams Pty Ltd's Standard Conditions of Quotation and Sale apply to this transaction. They can be obtained at www.williamadams.com.au/termsandconditions or by calling (03) 9566 0666 Thank You for choosing William Adams. Help us improve via FEEDBACK@WADAMS.COM.AU

William Adams



TAX INVOICE

William Adams Pty. Ltd A.B.N. 72 009 569 493 A.C.N. 009 569 493

HEAD OFFICE
17 - 55 Nantilla Road,
Clayton Vic 3168
Tel: (03) 9566 0666

P.O. Box 164,
Clayton Vic 3168
Fax: (03) 9561 6273

VICTORIAN BRANCHES
Bendigo: (03) 5434 2100
Dandenong: (03) 9767 3666
Geelong: (03) 5223 5223
Horsham: (03) 5362 4100
Laverton: (03) 9931 9666

Mildura: (03) 5018 6100
Portland: (03) 5521 5110
Swan Hill: (03) 5036 3900
Traralgon: (03) 5175 6200
Wodonga: (02) 6051 5800

TASMANIAN BRANCHES
Hobart: (03) 6249 0566
Launceston: (03) 6325 0900
Burnie: (03) 6433 8888

SOLD TO:

GARRAWAY EARTHMOVING PTY LTD TRADING AS
GARRAWAY GROUP
PO BOX 3378
MILDURA VIC 3502

SHIP TO:

GARRAWAY EARTHMOVING PTY LTD
367 BENETOOK AVENUE
MILDURA VIC 3500

INVOICE No.	INVOICE DATE	CUSTOMER No.	CUSTOMER ORDER No.	STORE	DIV	SALESPERSON	T.C.	PAGE
P2PR0464046	19-09-24	306150	SC18	14	G		2	1
DOCUMENT No.	DOCUMENT DATE	PC	LC	MC	SHIP VIA			A.B.N.
14C123685A	12-09-24	10		10				54 098 851 631
MAKE	MODEL	SERIAL NUMBER		EQUIPMENT NUMBER	METER READING		MACH. ID No.	
QUANTITY	ITEM	NR	DESCRIPTION			UNIT PRICE	EXTENSION	

PARTS SALES PERSON: KYLE NEWEY

1	7S-2983		PUMP GP-TRANSMISSI N			4831.64	4831.64	
			TOTAL PARTS				4831.64 T	
			Subtotal before taxes				4831.64	
			G.S.T.				483.16 T	

E. & O.E.

ITEMS ORDERED NOT SHOWN ARE BACK ORDERED

+ NOT RETURNABLE

TERMS :
EQUIPMENT/RENTAL SALES-CASH EX WORKS
PARTS/SERVICE SALES - STRICTLY NETT 30 DAYS

BANKING DETAILS : ANZ BANK MELBOURNE
BSB : 013 128
ACCOUNT NO : 837 249 625
REFERENCE : 306150
EMAIL YOUR REMITTANCE ADVICE TO :
CreditMildura@wadams.com.au

PAY THIS AMOUNT
Incl GST AUD 5314.80

AMOUNT CREDITED
Incl GST

WA16

William Adams Pty Ltd's Standard Conditions of Quotation and Sale apply to this transaction.
They can be obtained at www.williamadams.com.au/termsandconditions or by calling (03) 9566 0666
Thank You for choosing William Adams. Help us improve via FEEDBACK@WADAMS.COM.AU

William Adams



TAX INVOICE

William Adams Pty. Ltd A.B.N. 72 009 569 493 A.C.N. 009 569 493

HEAD OFFICE
17 - 55 Nantilla Road,
Clayton Vic 3168
Tel: (03) 9566 0666

P.O. Box 164,
Clayton Vic 3168
Fax: (03) 9561 6273

VICTORIAN BRANCHES
Bendigo: (03) 5434 2100
Dandenong: (03) 9767 3666
Geelong: (03) 5223 5223
Horsham: (03) 5362 4100
Laverton: (03) 9931 9666

Mildura: (03) 5018 6100
Portland: (03) 5521 5110
Swan Hill: (03) 5036 3900
Traralgon: (03) 5175 6200
Wodonga: (02) 6051 5800

TASMANIAN BRANCHES
Hobart: (03) 6249 0566
Launceston: (03) 6325 0900
Burnie: (03) 6433 8888

SOLD TO:

GARRAWAY EARTHMOVING PTY LTD TRADING AS
GARRAWAY GROUP
PO BOX 3378
MILDURA VIC 3502

SHIP TO:

Horsham
81-83 Dimboola Road
Horsham
VIC 3402 AU

INVOICE No.	INVOICE DATE	CUSTOMER No.	CUSTOMER ORDER No.	STORE	DIV	SALESPERSON	T.C.	PAGE
P2PR0477181	25-10-24	306150	SC18	05	G		2	1
DOCUMENT No.	DOCUMENT DATE	PC	LC	MC	SHIP VIA			A.B.N.
05C222064A	23-10-24	10		10	STOCK(X-ORDER)			54 098 851 631
MAKE	MODEL	SERIAL NUMBER		EQUIPMENT NUMBER	METER READING		MACH. ID No.	
QUANTITY	ITEM	NR	DESCRIPTION		UNIT PRICE	EXTENSION		

PARTS SALES PERSON: COMMERCE ORDER

1	339-9363		*SWITCH AS-CO	N	542.07	542.07
1	373-4568		COLUMN GP-ST	N	2021.74	2021.74
			TOTAL PARTS			2563.81 T

Subtotal before taxes 2563.81

G.S.T. 256.38 T

dgworkshop@garraway.com.au
please send parts to site with Jeff



Please consider recycling this invoice to support our commitment to sustainability. Switch to digital invoicing for a greener option.

E. & O.E.

ITEMS ORDERED NOT SHOWN ARE BACK ORDERED

+ NOT RETURNABLE

TERMS :
EQUIPMENT/RENTAL SALES-CASH EX WORKS
PARTS/SERVICE SALES - STRICTLY NETT 30 DAYS

BANKING DETAILS : ANZ BANK MELBOURNE
BSB : 013 128
ACCOUNT NO : 837 249 625
REFERENCE : 306150
EMAIL YOUR REMITTANCE ADVICE TO :
CreditHorsham@wadams.com.au

PAY THIS AMOUNT
Incl GST AUD 2820.19

AMOUNT CREDITED
Incl GST

WA17

William Adams Pty Ltd's Standard Conditions of Quotation and Sale apply to this transaction. They can be obtained at www.williamadams.com.au/termsandconditions or by calling (03) 9566 0666 Thank You for choosing William Adams. Help us improve via FEEDBACK@WADAMS.COM.AU

William Adams



TAX INVOICE

William Adams Pty. Ltd A.B.N. 72 009 569 493 A.C.N. 009 569 493

HEAD OFFICE
17 - 55 Nantilla Road,
Clayton Vic 3168
Tel: (03) 9566 0666

P.O. Box 164,
Clayton Vic 3168
Fax: (03) 9561 6273

VICTORIAN BRANCHES
Bendigo: (03) 5434 2100
Dandenong: (03) 9767 3666
Geelong: (03) 5223 5223
Horsham: (03) 5362 4100
Laverton: (03) 9931 9666

Mildura: (03) 5018 6100
Portland: (03) 5521 5110
Swan Hill: (03) 5036 3900
Traralgon: (03) 5175 6200
Wodonga: (02) 6051 5800

TASMANIAN BRANCHES
Hobart: (03) 6249 0566
Launceston: (03) 6325 0900
Burnie: (03) 6433 8888

SOLD TO:

**GARRAWAY EARTHMOVING PTY LTD TRADING AS
GARRAWAY GROUP
PO BOX 3378
MILDURA VIC 3502**

SHIP TO:

**Horsham
81-83 Dimboola Road
Horsham
VIC 3402 AU**

INVOICE No.	INVOICE DATE	CUSTOMER No.	CUSTOMER ORDER No.	STORE	DIV	SALESPERSON	T.C.	PAGE
P2PR0491425	03-12-24	306150	SC18	05	G		2	1
DOCUMENT No.	DOCUMENT DATE	PC	LC	MC	SHIP VIA			A.B.N.
05C222601A	29-11-24	10		10	STOCK(X-ORDER)			54 098 851 631
MAKE	MODEL	SERIAL NUMBER		EQUIPMENT NUMBER	METER READING		MACH. ID No.	
QUANTITY	ITEM	NR	DESCRIPTION		UNIT PRICE	EXTENSION		

PARTS SALES PERSON: COMMERCE ORDER

1	10R-0544		PUMP GP-HYD		N	2054.82	2054.82	
1	10R-0544		CORE DEPOSIT		N	1106.43	1106.43	
			TOTAL PARTS				3161.25 T	

Subtotal before taxes 3161.25

G.S.T. 316.13 T

dgworkshop@garraway.com.au
PLEASE SEND TO SITE WITH JEFF



Please consider recycling this invoice to support our commitment to sustainability. Switch to digital invoicing for a greener option.

E. & O.E.

ITEMS ORDERED NOT SHOWN ARE BACK ORDERED

+ NOT RETURNABLE

TERMS :
EQUIPMENT/RENTAL SALES-CASH EX WORKS
PARTS/SERVICE SALES - STRICTLY NETT 30 DAYS

BANKING DETAILS : ANZ BANK MELBOURNE
BSB : 013 128
ACCOUNT NO : 837 249 625
REFERENCE : 306150
EMAIL YOUR REMITTANCE ADVICE TO :
CreditHorsham@wadams.com.au

PAY THIS AMOUNT
Incl GST AUD 3477.38

AMOUNT CREDITED
Incl GST

WA17

William Adams Pty Ltd's Standard Conditions of Quotation and Sale apply to this transaction.
They can be obtained at www.williamadams.com.au/termsandconditions or by calling (03) 9566 0666
Thank You for choosing William Adams. Help us improve via FEEDBACK@WADAMS.COM.AU

William Adams



TAX INVOICE

William Adams Pty. Ltd A.B.N. 72 009 569 493 A.C.N. 009 569 493

HEAD OFFICE
17 - 55 Nantilla Road,
Clayton Vic 3168
Tel: (03) 9566 0666

P.O. Box 164,
Clayton Vic 3168
Fax: (03) 9561 6273

VICTORIAN BRANCHES
Bendigo: (03) 5434 2100
Dandenong: (03) 9767 3666
Geelong: (03) 5223 5223
Horsham: (03) 5362 4100
Laverton: (03) 9931 9666

Mildura: (03) 5018 6100
Portland: (03) 5521 5110
Swan Hill: (03) 5036 3900
Traralgon: (03) 5175 6200
Wodonga: (02) 6051 5800

TASMANIAN BRANCHES
Hobart: (03) 6249 0566
Launceston: (03) 6325 0900
Burnie: (03) 6433 8888

SOLD TO:

GARRAWAY EARTHMOVING PTY LTD TRADING AS
GARRAWAY GROUP
PO BOX 3378
MILDURA VIC 3502

SHIP TO:

Horsham
81-83 Dimboola Road
Horsham
VIC 3402 AU

INVOICE No.	INVOICE DATE	CUSTOMER No.	CUSTOMER ORDER No.	STORE	DIV	SALESPERSON	T.C.	PAGE
P2PR0499608	24-12-24	306150	SC18	05	G		2	1
DOCUMENT No.	DOCUMENT DATE	PC	LC	MC	SHIP VIA			A.B.N.
05C222763A	10-12-24	10		10	STOCK(X-ORDER)			54 098 851 631
MAKE	MODEL	SERIAL NUMBER		EQUIPMENT NUMBER	METER READING		MACH. ID No.	
QUANTITY	ITEM	NR	DESCRIPTION		UNIT PRICE	EXTENSION		

PARTS SALES PERSON: COMMERCE ORDER

1	9T-7334		PUMP G	N	4750.18	4750.18	
---	---------	--	--------	---	---------	---------	--

	TOTAL PARTS					4750.18	T
--	-------------	--	--	--	--	---------	---

	Subtotal before taxes					4750.18	
--	-----------------------	--	--	--	--	---------	--

	G.S.T.					475.02	T
--	--------	--	--	--	--	--------	---

daan.landkroon@garraway.com.au



Please consider recycling this invoice to support our commitment to sustainability. Switch to digital invoicing for a greener option.

E. & O.E.

ITEMS ORDERED NOT SHOWN ARE BACK ORDERED

+ NOT RETURNABLE

TERMS :
EQUIPMENT/RENTAL SALES-CASH EX WORKS
PARTS/SERVICE SALES - STRICTLY NETT 30 DAYS

BANKING DETAILS : ANZ BANK MELBOURNE
BSB : 013 128
ACCOUNT NO : 837 249 625
REFERENCE : 306150
EMAIL YOUR REMITTANCE ADVICE TO :
CreditHorsham@wadams.com.au

PAY THIS AMOUNT Incl GST	AUD	5225.20
-----------------------------	-----	---------

AMOUNT CREDITED Incl GST	
-----------------------------	--

WA17

William Adams Pty Ltd's Standard Conditions of Quotation and Sale apply to this transaction. They can be obtained at www.williamadams.com.au/termsandconditions or by calling (03) 9566 0666 Thank You for choosing William Adams. Help us improve via FEEDBACK@WADAMS.COM.AU

William Adams



TAX INVOICE

William Adams Pty. Ltd A.B.N. 72 009 569 493 A.C.N. 009 569 493

HEAD OFFICE
17 - 55 Nantilla Road,
Clayton Vic 3168
Tel: (03) 9566 0666

P.O. Box 164,
Clayton Vic 3168
Fax: (03) 9561 6273

VICTORIAN BRANCHES
Bendigo: (03) 5434 2100
Dandenong: (03) 9767 3666
Geelong: (03) 5223 5223
Horsham: (03) 5362 4100
Laverton: (03) 9931 9666

Mildura: (03) 5018 6100
Portland: (03) 5521 5110
Swan Hill: (03) 5036 3900
Traralgon: (03) 5175 6200
Wodonga: (02) 6051 5800

TASMANIAN BRANCHES
Hobart: (03) 6249 0566
Launceston: (03) 6325 0900
Burnie: (03) 6433 8888

SOLD TO:

GARRAWAY EARTHMOVING PTY LTD TRADING AS
GARRAWAY GROUP
PO BOX 3378
MILDURA VIC 3502

SHIP TO:

Horsham
81-83 Dimboola Road
Horsham
VIC 3402 AU

INVOICE No.	INVOICE DATE	CUSTOMER No.	CUSTOMER ORDER No.	STORE	DIV	SALESPERSON	T.C.	PAGE
P2PR0546562	08-05-25	306150	SC18	05	G		2	1
DOCUMENT No.	DOCUMENT DATE	PC	LC	MC	SHIP VIA			A.B.N.
05C224770A	06-05-25	10		10	COLLECT			54 098 851 631
MAKE	MODEL	SERIAL NUMBER		EQUIPMENT NUMBER	METER READING		MACH. ID No.	
QUANTITY	ITEM	NR	DESCRIPTION		UNIT PRICE	EXTENSION		

PARTS SALES PERSON: COMMERCE ORDER

1	8W-8357		ACTUATOR G	N	2089.71	2089.71	
			TOTAL PARTS			2089.71	T
			Subtotal before taxes			2089.71	
			G.S.T.			208.97	T

dgworkshop@garraway.com.au

PLEASE SEND TO SITE WITH GTM FREIGHT



Please consider recycling this invoice to support our commitment to sustainability. Switch to digital invoicing for a greener option.

E. & O.E.

ITEMS ORDERED NOT SHOWN ARE BACK ORDERED

+ NOT RETURNABLE

TERMS :
EQUIPMENT/RENTAL SALES-CASH EX WORKS
PARTS/SERVICE SALES - STRICTLY NETT 30 DAYS

BANKING DETAILS : ANZ BANK MELBOURNE
BSB : 013 128
ACCOUNT NO : 837 249 625
REFERENCE : 306150
EMAIL YOUR REMITTANCE ADVICE TO :
CreditHorsham@wadams.com.au

PAY THIS AMOUNT
Incl GST AUD 2298.68

AMOUNT CREDITED
Incl GST

WA17

William Adams Pty Ltd's Standard Conditions of Quotation and Sale apply to this transaction.
They can be obtained at www.williamadams.com.au/termsandconditions or by calling (03) 9566 0666
Thank You for choosing William Adams. Help us improve via FEEDBACK@WADAMS.COM.AU

William Adams**TAX INVOICE**

William Adams Pty. Ltd A.B.N. 72 009 569 493 A.C.N. 009 569 493

HEAD OFFICE
17 - 55 Nantilla Road,
Clayton Vic 3168
Tel: (03) 9566 0666P.O. Box 164,
Clayton Vic 3168
Fax: (03) 9561 6273**VICTORIAN BRANCHES**
Bendigo: (03) 5434 2100
Dandenong: (03) 9767 3666
Geelong: (03) 5223 5223
Horsham: (03) 5362 4100
Laverton: (03) 9931 9666Mildura: (03) 5018 6100
Portland: (03) 5521 5110
Swan Hill: (03) 5036 3900
Traralgon: (03) 5175 6200
Wodonga: (02) 6051 5800**TASMANIAN BRANCHES**
Hobart: (03) 6249 0566
Launceston: (03) 6325 0900
Burnie: (03) 6433 8888

SOLD TO:

**GARRAWAY EARTHMOVING PTY LTD TRADING AS
GARRAWAY GROUP
PO BOX 3378
MILDURA VIC 3502**

SHIP TO:

**Mildura
345 Benetook Avenue
Mildura
VIC 3502 AU**

INVOICE No.	INVOICE DATE	CUSTOMER No.	CUSTOMER ORDER No.	STORE	DIV	SALESPERSON	T.C.	PAGE
PR140110479	18-06-20	306150	SC18	14	G		2	1
DOCUMENT No.	DOCUMENT DATE	PC	LC	MC	SHIP VIA			A.B.N.
14C096229B	18-06-20	10		10				54 098 851 631
MAKE	MODEL	SERIAL NUMBER		EQUIPMENT NUMBER	METER READING		MACH. ID No.	
AA	627G	0DBZ00340						
QUANTITY	ITEM	NR	DESCRIPTION		UNIT PRICE	EXTENSION		

PARTS SALES PERSON: COMMERCE ORDER

1	6D-4164		LOCK	N	22.57	22.57
14	6V-4463		BOLT-LOCKING 1/2-N		2.42	33.88
1	6D-4191		CAGE	N	275.19	275.19
1	6D-9467		GEAR	N	4510.46	4510.46
1	6D-9398		PINION	N	3062.07	3062.07
1	1S-9292		DOWEL	N	21.24	21.24
1	103-1521		DIFF GP	N	5397.40	5397.40
1	5T-0888		HSG DIFF	N	1349.69	1349.69
1	5T-0976		HSG DIFF	N	1009.99	1009.99

TOTAL PARTS 15682.49 T

Subtotal before taxes 15682.49

G.S.T. 1568.25 T

russell@garraway.com.au

OUR PREFERRED METHOD OF PAYMENT IS BY EFT

OUR BANKING DETAILS ARE:

ANZ BANK MELBOURNE

BSB: 013 128

ACCOUNT NO: 837 249 625

PLEASE QUOTE YOUR CUSTOMER NO. AS THE REFERENCE AND

EMAIL YOUR REMITTANCE ADVICE TO: CREDIT@WADAMS.COM.AU



Please consider recycling this invoice to support our commitment to sustainability. Switch to digital invoicing for a greener option.

E. & O.E.

ITEMS ORDERED NOT SHOWN ARE BACK ORDERED

+ NOT RETURNABLE

TERMS :
EQUIPMENT/RENTAL SALES-CASH EX WORKS
PARTS/SERVICE SALES - STRICTLY NETT 30 DAYS**BANKING DETAILS : ANZ BANK MELBOURNE**
BSB : 013 128
ACCOUNT NO : 837 249 625
REFERENCE : 306150
EMAIL YOUR REMITTANCE ADVICE TO :
CreditRegional@wadams.com.auPAY THIS AMOUNT
Incl GST

CONT ' D

AMOUNT CREDITED
Incl GST

WA24

William Adams Pty Ltd's Standard Conditions of Quotation and Sale apply to this transaction.
They can be obtained at www.williamadams.com.au/termsandconditions or by calling (03) 9566 0666
Thank You for choosing William Adams. Help us improve via FEEDBACK@WADAMS.COM.AU

William Adams



TAX INVOICE

William Adams Pty. Ltd A.B.N. 72 009 569 493 A.C.N. 009 569 493

HEAD OFFICE
17 - 55 Nantilla Road,
Clayton Vic 3168
Tel: (03) 9566 0666

P.O. Box 164,
Clayton Vic 3168
Fax: (03) 9561 6273

VICTORIAN BRANCHES
Bendigo: (03) 5434 2100
Dandenong: (03) 9767 3666
Geelong: (03) 5223 5223
Horsham: (03) 5362 4100
Laverton: (03) 9931 9666

Mildura: (03) 5018 6100
Portland: (03) 5521 5110
Swan Hill: (03) 5036 3900
Traralgon: (03) 5175 6200
Wodonga: (02) 6051 5800

TASMANIAN BRANCHES
Hobart: (03) 6249 0566
Launceston: (03) 6325 0900
Burnie: (03) 6433 8888

SOLD TO:

**GARRAWAY EARTHMOVING PTY LTD TRADING AS
GARRAWAY GROUP
PO BOX 3378
MILDURA VIC 3502**

SHIP TO:

**Mildura
345 Benetook Avenue
Mildura
VIC 3502 AU**

INVOICE No.	INVOICE DATE	CUSTOMER No.	CUSTOMER ORDER No.	STORE	DIV	SALESPERSON	T.C.	PAGE
PR140110479	18-06-20	306150	SC18	14	G		2	2
DOCUMENT No.	DOCUMENT DATE	PC	LC	MC	SHIP VIA			A.B.N.
14C096229B	18-06-20	10		10				54 098 851 631
MAKE	MODEL	SERIAL NUMBER		EQUIPMENT NUMBER	METER READING		MACH. ID No.	
AA	627G	0DBZ00340						
QUANTITY	ITEM	NR	DESCRIPTION			UNIT PRICE	EXTENSION	

THANK YOU FOR CHOOSING WILLIAM ADAMS
HELP US IMPROVE VIA FEEDBACK@WADAMS.COM.AU

BANKING DETAILS: ANZ BANK - MELBOURNE
BSB: 013 128
ACCOUNT NO: 8372 49625
REFERENCE: YOUR CUSTOMER NUMBER

EMAIL YOUR REMITTANCE ADVICE TO: CREDITMILDURA@WADAMS.COM.AU
* * * INVOICE COPY * * *



Please consider recycling this invoice to support our commitment to sustainability. Switch to digital invoicing for a greener option.

E. & O.E.

ITEMS ORDERED NOT SHOWN ARE BACK ORDERED

+ NOT RETURNABLE

TERMS :
EQUIPMENT/RENTAL SALES-CASH EX WORKS
PARTS/SERVICE SALES - STRICTLY NETT 30 DAYS

BANKING DETAILS : ANZ BANK MELBOURNE
BSB : 013 128
ACCOUNT NO : 837 249 625
REFERENCE : 306150
EMAIL YOUR REMITTANCE ADVICE TO :
CreditRegional@wadams.com.au

PAY THIS AMOUNT
Incl GST AUD 17250.74

AMOUNT CREDITED
Incl GST

WA24

William Adams Pty Ltd's Standard Conditions of Quotation and Sale apply to this transaction.
They can be obtained at www.williamadams.com.au/termsandconditions or by calling (03) 9566 0666
Thank You for choosing William Adams. Help us improve via FEEDBACK@WADAMS.COM.AU

Date	Work Description	Plant No	Work Type
29/07/20	SC18 - start up	SC18	Plant Maintenance Labour
30/07/20	SC18 - service	SC18	Plant Maintenance Labour
30/07/20	SC18 - service	SC18	Plant Maintenance Labour
31/07/20	SC18 - service	SC18	Plant Maintenance Labour
05/08/20	SC18 - replace door latch linkage	SC18	Plant Maintenance Labour
07/08/20	SC18 - adjust floor roller	SC18	Plant Maintenance Labour
11/08/20	SC18 - check fuel system & wrap fuel hoses	SC18	Plant Maintenance Labour
11/08/20	SC18 - replace counter	SC18	Plant Maintenance Labour
13/08/20	SC18 - door latch, grease lines & pedal kits	SC18	Plant Maintenance Labour
13/08/20	SC18 - defects	SC18	Plant Maintenance Labour
17/08/20	SC18 - fuel tank & lines cracked & replaced	SC18	Plant Maintenance Labour
18/08/20	SC18 - boost leaks	SC18	Plant Maintenance Labour
19/08/20	SC18 - boost hoses, belly guards & wash	SC18	Plant Maintenance Labour
01/09/20	SC18 - antenna connection	SC18	Plant Maintenance Labour
02/09/20	SC18 - check for fault codes & deemed to be ok	SC18	Plant Maintenance Labour
09/09/20	SC18 - service codes	SC18	Plant Maintenance Labour
14/09/20	SC18 - scraper repairs	SC18	Plant Maintenance Labour
14/09/20	SC18 - loosing throttle signal to rear engine	SC18	Plant Maintenance Labour
15/09/20	SC18 - wiring fault to rear engine	SC18	Plant Maintenance Labour
15/09/20	SC18 - repair broken throttle signal wire & trunni	SC18	Plant Maintenance Labour
21/09/20	SC18 - front trans gears	SC18	Plant Maintenance Labour
24/09/20	SC18 - wash & clean cab	SC18	Plant Maintenance Labour
24/09/20	SC18 - wash	SC18	Plant Maintenance Labour
25/09/20	SC18 - service	SC18	Plant Maintenance Labour
25/09/20	SC18 - service	SC18	Plant Maintenance Labour
25/09/20	SC18 - service	SC18	Plant Maintenance Labour
28/09/20	SC18 - aircon defects & check power & gas pressure	SC18	Plant Maintenance Labour
29/09/20	SC18 - test wiring & replace module on aircon	SC18	Plant Maintenance Labour
30/09/20	SC18 - inspect oil leak from trans breather	SC18	Plant Maintenance Labour
09/10/20	SC18 - GPS	SC18	Plant Maintenance Labour
12/10/20	SC18 - fuel leak at filter housing & air leak	SC18	Plant Maintenance Labour
13/10/20	SC18 - rear engine #6 injector open circuit	SC18	Plant Maintenance Labour
13/10/20	SC18 - air leak & rear engine missfire	SC18	Plant Maintenance Labour
13/10/20	SC18 - wiring fault on rar engine #6 injector	SC18	Plant Maintenance Labour
15/10/20	SC18 - repair GPS connection	SC18	Plant Maintenance Labour
19/10/20	SC18 - front engine no start - test batteries & is	SC18	Plant Maintenance Labour
21/10/20	SC18 - front engine no start	SC18	Plant Maintenance Labour
21/10/20	SC18 - no start	SC18	Plant Maintenance Labour
22/10/20	SC18 - repairs	SC18	Plant Maintenance Labour
26/10/20	SC18 - front engine starter motor fault	SC18	Plant Maintenance Labour
28/10/20	SC18 - front engine starter motor change out	SC18	Plant Maintenance Labour
29/10/20	SC18 fit starter motor & refit hoses & belly guard	SC18	Plant Maintenance Labour
30/10/20	SC18 - c/o & rotate GET	SC18	Plant Maintenance Labour
30/10/20	SC18 - GPS fault	SC18	Plant Maintenance Labour
30/10/20	SC18 - rotate & c/o GET	SC18	Plant Maintenance Labour
17/11/20	SC18 - service	SC18	Plant Maintenance Labour
17/11/20	SC18 - service	SC18	Plant Maintenance Labour
17/11/20	SC18 - service	SC18	Plant Maintenance Labour
17/11/20	SC18 - wash, service & defects	SC18	Plant Maintenance Labour
18/11/20	SC18 - service, valve set, c/o muffler & ster hose	SC18	Plant Maintenance Labour
18/11/20	SC18 - service, rear eng tune up, muffler, hoses	SC18	Plant Maintenance Labour
19/11/20	SC18 - c/o trunnions, top up oils & apron cylinder	SC18	Plant Maintenance Labour
19/11/20	SC18 - apron c/o including trunnions	SC18	Plant Maintenance Labour
20/11/20	SC18 - rseal intake	SC18	Plant Maintenance Labour
01/12/20	SC18 - repair air leak	SC18	Plant Maintenance Labour
10/12/20	SC18 - c/o tensioner & idler	SC18	Plant Maintenance Labour
10/12/20	SC18 - inspect	SC18	Plant Maintenance Labour
18/12/20	SC18 - RH cab mirror	SC18	Plant Maintenance Labour
11/01/21	SC18 - inflate pos 3 tyre	SC18	Plant Maintenance Labour
13/01/21	SC18 - pump up tyre	SC18	Plant Maintenance Labour
13/01/21	SC18 - aircon fault	SC18	Plant Maintenance Labour
14/01/21	SC18 - inflate pos 3 & c/o valve core	SC18	Plant Maintenance Labour
15/01/21	SC18 - inflate tyre	SC18	Plant Maintenance Labour
15/01/21	SC18 - replace o-ring on pos 3 tyre	SC18	Plant Maintenance Labour
18/01/21	SC18 - tyre	SC18	Plant Maintenance Labour
18/01/21	SC18 - pos 3 tyre	SC18	Plant Maintenance Labour
18/01/21	SC18 - o-ring pos 3 tyre	SC18	Plant Maintenance Labour
20/01/21	SC18 - rear engine radiator	SC18	Plant Maintenance Labour
28/01/21	SC18 - wash, rear aux belt, service & weld repairs	SC18	Plant Maintenance Labour
28/01/21	SC18 - wash & movement checks	SC18	Plant Maintenance Labour
29/01/21	SC18 - service	SC18	Plant Maintenance Labour
02/02/21	SC18 - c/o rear idler pulley	SC18	Plant Maintenance Labour
10/02/21	SC18 - repairs	SC18	Plant Maintenance Labour
10/02/21	SC18 - repair trans leak & wash	SC18	Plant Maintenance Labour
11/02/21	SC18 - mirror	SC18	Plant Maintenance Labour

03/05/21	Service	SC18	MF - Maintenance Fitter
03/05/21	Service	SC18	MF - Maintenance Fitter
03/05/21	Cooler hoses & GET	SC18	MF - Maintenance Fitter
03/05/21	GET	SC18	MC - Maintenance Co-Ordinator
03/05/21	Service	SC18	MF - Maintenance Fitter
03/05/21	c/o GET, rear trans pipe & front hose	SC18	MF - Maintenance Fitter
04/05/21	Fit fan belts to rear engine & wash	SC18	MF - Maintenance Fitter
05/05/21	Start fault	SC18	MC - Maintenance Co-Ordinator
05/05/21	Isolator	SC18	Plant Maintenance Labour
06/05/21	Pos 2 brake locked on	SC18	MF - Maintenance Fitter
17/05/21	Jump start rear engine	SC18	MC - Maintenance Co-Ordinator
20/05/21	Roller repairs	SC18	Plant Maintenance Labour
20/05/21	GPS fault & floor roller	SC18	MF - Maintenance Fitter
21/05/21	Door seal	SC18	MF - Maintenance Fitter
25/05/21	Replace UHF antenna	SC18	MC - Maintenance Co-Ordinator
28/05/21	Wash rear radiator	SC18	MF - Maintenance Fitter
07/06/21	jump start	SC18	MF - Maintenance Fitter
10/06/21	jump start	SC18	MF - Maintenance Fitter
11/06/21	clean up	SC18	MF - Maintenance Fitter
15/06/21	service	SC18	MF - Maintenance Fitter
15/06/21	service	SC18	MC - Maintenance Co-Ordinator
15/06/21	service	SC18	MF - Maintenance Fitter
15/06/21	service	SC18	MF - Maintenance Fitter
16/06/21	service	SC18	MF - Maintenance Fitter
16/06/21	fit new seat base, adjust brakes & fault code	SC18	MF - Maintenance Fitter
16/06/21	service	SC18	MF - Maintenance Fitter
24/06/21	fit oil pressure sensors	SC18	MF - Maintenance Fitter
29/06/21	defect repairs	SC18	MF - Maintenance Fitter
01/07/21	c/o rear engine alternator belt tensioner	SC18	MF - Maintenance Fitter
02/08/21	mine radio & tail light wiring fault	SC18	MF - Maintenance Fitter
05/08/21	apron cylinder broken rod eye	SC18	MC - Maintenance Co-Ordinator
05/08/21	repairs & wash	SC18	MF - Maintenance Fitter
06/08/21	apron cylinder	SC18	MC - Maintenance Co-Ordinator
06/08/21	remove & disassemble apron cylinder	SC18	MF - Maintenance Fitter
06/08/21	remove apron cylinder & step & wash	SC18	MF - Maintenance Fitter
09/08/21	Rebuild Cylinder	SC18	LMF - Labour Maintenance Fitter
09/08/21	remove & cap apron hoses	SC18	MF - Maintenance Fitter
10/08/21	service	SC18	MF - Maintenance Fitter
10/08/21	service	SC18	MF - Maintenance Fitter
11/08/21	install apron cylinder	SC18	MF - Maintenance Fitter
11/08/21	Rebuild apron cylinder	SC18	LMF - Labour Maintenance Fitter
11/08/21	install apron cylinder	SC18	MC - Maintenance Co-Ordinator
11/08/21	fit apron cylinder	SC18	MF - Maintenance Fitter
12/08/21	service	SC18	MF - Maintenance Fitter
12/08/21	service & apron cylinder	SC18	MC - Maintenance Co-Ordinator
12/08/21	service, defects & apron cylinder	SC18	MF - Maintenance Fitter
23/08/21	flip routers	SC18	MF - Maintenance Fitter
23/08/21	flip routers	SC18	MC - Maintenance Co-Ordinator
31/08/21	drive belt	SC18	MF - Maintenance Fitter
31/08/21	Broken belt	SC18	Plant Maintenance Labour
31/08/21	front aux belt	SC18	MC - Maintenance Co-Ordinator
22/09/21	service	SC18	MF - Maintenance Fitter
22/09/21	repair & service	SC18	MF - Maintenance Fitter
22/09/21	service	SC18	MF - Maintenance Fitter
23/09/21	rear radiator	SC18	MF - Maintenance Fitter
23/09/21	service	SC18	MF - Maintenance Fitter
23/09/21	hoses & rear radiator	SC18	MF - Maintenance Fitter
23/09/21	flip cutting edges & replace worn hoses rear radiato	SC18	MF - Maintenance Fitter
23/09/21	service & defects	SC18	MF - Maintenance Fitter
27/09/21	repair rear radiator	SC18	MF - Maintenance Fitter
28/09/21	rear radiator repairs	SC18	MF - Maintenance Fitter
28/09/21	parts	SC18	MC - Maintenance Co-Ordinator
05/10/21	aircon	SC18	Plant Maintenance Labour
05/10/21	electrical aircon fault	SC18	MF - Maintenance Fitter
12/10/21	re gas aircon	SC18	Plant Maintenance Labour
12/10/21	recharge aircon system	SC18	MC - Maintenance Co-Ordinator
18/11/21	clean for demob	SC18	MF - Maintenance Fitter
19/11/21	demob	SC18	MF - Maintenance Fitter
19/11/21	wash for demob	SC18	MF - Maintenance Fitter
19/11/21	c/o routers	SC18	MF - Maintenance Fitter
19/11/21	wash & clean for demob	SC18	MF - Maintenance Fitter
22/11/21	demob	SC18	MF - Maintenance Fitter
23/11/21	Cert form	SC18	MF - Maintenance Fitter
24/11/21	Air con fault	SC18	MC - Maintenance Co-Ordinator
29/11/21	250hr service	SC18	MF - Maintenance Fitter
29/11/21	Service	SC18	MF - Maintenance Fitter

29/11/21	250hr service	SC18	MC - Maintenance Co-Ordinator
03/12/21	Drive belts	SC18	MF - Maintenance Fitter
03/12/21	Rear engine alternator belt	SC18	MC - Maintenance Co-Ordinator
06/12/21	Steering hose	SC18	MF - Maintenance Fitter
06/12/21	Rock stuck behind tyre	SC18	MF - Maintenance Fitter
06/12/21	Rock stuck behind tyre	SC18	MF - Maintenance Fitter
06/12/21	Engine fault	SC18	MC - Maintenance Co-Ordinator
06/12/21	Rock stuck in between chassis and tyre	SC18	MC - Maintenance Co-Ordinator
21/12/21	Blow out radiators	SC18	MF - Maintenance Fitter
11/01/22	GPS pole bent	SC18	MF - Maintenance Fitter
11/01/22	Straighten GPS antenna pole	SC18	MC - Maintenance Co-Ordinator
13/01/22	Lower cab glass	SC18	MC - Maintenance Co-Ordinator
14/01/22	Window repair	SC18	MF - Maintenance Fitter
14/01/22	C/O Lower cab door glass/ with temp glass	SC18	MC - Maintenance Co-Ordinator
19/01/22	Air/con fault	SC18	MC - Maintenance Co-Ordinator
21/01/22	2000hr service	SC18	MF - Maintenance Fitter
21/01/22	2000hr Service	SC18	MC - Maintenance Co-Ordinator
24/01/22	2000hr servise	SC18	MF - Maintenance Fitter
24/01/22	Air con fault	SC18	MC - Maintenance Co-Ordinator
25/01/22	Refit gaurds and panels	SC18	MF - Maintenance Fitter
27/01/22	Aircon Repair	SC18	MF - Maintenance Fitter
27/01/22	Air Con	SC18	MC - Maintenance Co-Ordinator
02/02/22	Bail arm broken	SC18	MC - Maintenance Co-Ordinator
09/02/22	Air con fault	SC18	MF - Maintenance Fitter
16/02/22	Rectify broken boltin rear step	SC18	MF - Maintenance Fitter
16/02/22	Ejector rollers	SC18	MF - Maintenance Fitter
22/02/22	GPS fault	SC18	MF - Maintenance Fitter
22/02/22	Repair GPS, 2x broken cable	SC18	LMF - Labour Maintenance Fitter
23/02/22	Rear drive belt+ GPS	SC18	MF - Maintenance Fitter
02/03/22	GET Repair	SC18	MF - Maintenance Fitter
02/03/22	Remove rear bonnet weld up cracked muffler	SC18	MF - Maintenance Fitter
02/03/22	Rear muffler repairs GET	SC18	MF - Maintenance Fitter
07/03/22	Rear engine drive belts	SC18	MF - Maintenance Fitter
08/03/22	Airconditioning fault	SC18	MF - Maintenance Fitter
11/03/22	Rear engine fuel pressure fault	SC18	MF - Maintenance Fitter
15/03/22	Check over/ run up machine- fuel pressure	SC18	MF - Maintenance Fitter
15/03/22	A/C electrical fault	SC18	MC - Maintenance Co-Ordinator
17/03/22	Park brake not releasing	SC18	MC - Maintenance Co-Ordinator
18/03/22	Tyres	SC18	MF - Maintenance Fitter
18/03/22	P1,P2,P3 Tyres	SC18	MF - Maintenance Fitter
18/03/22	Tyres- P1,P2,P3	SC18	MC - Maintenance Co-Ordinator
18/03/22	Rear trans fault	SC18	MF - Maintenance Fitter
21/03/22	Check over/ recheck tyre pressures	SC18	MF - Maintenance Fitter
22/03/22	check over as complaint of rough travel	SC18	MF - Maintenance Fitter
22/03/22	Complaint of rough travel	SC18	MC - Maintenance Co-Ordinator
28/03/22	250hr service	SC18	MF - Maintenance Fitter
28/03/22	250hr service	SC18	MF - Maintenance Fitter
28/03/22	Rectify no am/pm radio / check wiring	SC18	MF - Maintenance Fitter
28/03/22	250hr service	SC18	MF - Maintenance Fitter
28/03/22	trans and electrical faults	SC18	MC - Maintenance Co-Ordinator
08/04/22	Broken Ejector cylinder	SC18	MF - Maintenance Fitter
11/04/22	Remove Apron cylinder pack up for transit	SC18	MF - Maintenance Fitter
11/04/22	Ejector cylinder repair	SC18	MF - Maintenance Fitter
11/04/22	Ejector cylinder repair	SC18	MF - Maintenance Fitter
11/04/22	Apron Cylinder	SC18	MC - Maintenance Co-Ordinator
14/04/22	Fit apron cylinder	SC18	MF - Maintenance Fitter
14/04/22	Fit apron Cylinder	SC18	MF - Maintenance Fitter
14/04/22	Apron cylinder	SC18	MC - Maintenance Co-Ordinator
22/04/22	C/O Roof lining and speakers	SC18	MF - Maintenance Fitter
22/04/22	Defects	SC18	MF - Maintenance Fitter
22/04/22	Hood lining and speakers	SC18	MC - Maintenance Co-Ordinator
27/04/22	GPS antenna repairs	SC18	MF - Maintenance Fitter
29/04/22	C/O LH steer cylinder	SC18	MF - Maintenance Fitter
29/04/22	Steer cylinder	SC18	MF - Maintenance Fitter
29/04/22	Clean up scraper for repairs	SC18	MC - Maintenance Co-Ordinator
29/04/22	C/O steer cylinder	SC18	MF - Maintenance Fitter
06/05/22	Inspect oil leak on Trans and order parts	SC18	MF - Maintenance Fitter
09/05/22	WashTRans/ Belly guard drain oils	SC18	MF - Maintenance Fitter
09/05/22	Remove pump drive and order parts	SC18	MF - Maintenance Fitter
09/05/22	Trans oil leak- rear housing	SC18	MF - Maintenance Fitter
09/05/22	Trans Leak	SC18	MC - Maintenance Co-Ordinator
11/05/22	Reseal pump drive/ all removed parts refill levels	SC18	MF - Maintenance Fitter
11/05/22	Reseal rear trans housing	SC18	MF - Maintenance Fitter
17/05/22	A/c and heater repairs	SC18	MF - Maintenance Fitter
17/05/22	Air con repair	SC18	MF - Maintenance Fitter
17/05/22	AC- Heater hoses	SC18	MC - Maintenance Co-Ordinator

18/05/22	cut+run new heater hoses tie up and fit belly gaur	SC18	MF - Maintenance Fitter
18/05/22	Complete air con Regas	SC18	MF - Maintenance Fitter
18/05/22	A/C repair	SC18	MF - Maintenance Fitter
18/05/22	C/O Air con system repairs	SC18	MC - Maintenance Co-Ordinator
24/05/22	Inspect damage to exhaust, prepare for repair	SC18	MF - Maintenance Fitter
31/05/22	500hr serice	SC18	MF - Maintenance Fitter
31/05/22	Serice	SC18	MF - Maintenance Fitter
31/05/22	500hr service	SC18	MC - Maintenance Co-Ordinator
01/06/22	500hr service	SC18	MF - Maintenance Fitter
01/06/22	Rectify low AC gas- refill	SC18	MF - Maintenance Fitter
01/06/22	Finish service and defects	SC18	MC - Maintenance Co-Ordinator
21/07/22	Change diff+ final oils etc	SC18	MF - Maintenance Fitter
21/07/22	c/o oils finals and diff	SC18	MC - Maintenance Co-Ordinator
21/07/22	C/O final and diff oils	SC18	MF - Maintenance Fitter
22/07/22	Diff and final drive oils	SC18	MF - Maintenance Fitter
22/07/22	C/O final drive, diff oils/ trans filters	SC18	MF - Maintenance Fitter
08/08/22	Hitch intermittent fault	SC18	MC - Maintenance Co-Ordinator
06/10/22	Wash Machine C/O GET	SC18	MF - Maintenance Fitter
06/10/22	Wash down trans and rear engine- oil leak	SC18	MF - Maintenance Fitter
06/10/22	GET	SC18	MF - Maintenance Fitter
06/10/22	C/O GET	SC18	MF - Maintenance Fitter
11/10/22	Remove trans belly guard wash down machine	SC18	MF - Maintenance Fitter
11/10/22	Trans and diff removal	SC18	MF - Maintenance Fitter
12/10/22	Draw oils remove housing	SC18	MF - Maintenance Fitter
12/10/22	Remove Trans and Diff	SC18	MF - Maintenance Fitter
12/10/22	Remove diff order parts/ clean and prep housing	SC18	MF - Maintenance Fitter
12/10/22	Front Diff repair- remove from machine	SC18	MF - Maintenance Fitter
12/10/22	Remove trans and diff	SC18	MF - Maintenance Fitter
13/10/22	C/O diff and Trans	SC18	MF - Maintenance Fitter
13/10/22	Trans and diff repairs	SC18	MF - Maintenance Fitter
14/10/22	Shim up 2nd steering pump drive	SC18	MF - Maintenance Fitter
14/10/22	Diff and trans install	SC18	MF - Maintenance Fitter
14/10/22	Plumbing up hoses for diff/ trans fitment	SC18	MC - Maintenance Co-Ordinator
17/10/22	Trans and Diff/ housing fit up/ clean out Belly gu	SC18	MF - Maintenance Fitter
17/10/22	Trans diff install	SC18	MF - Maintenance Fitter
18/10/22	Hose up secondary steering/ fit pump/ fill levels	SC18	MF - Maintenance Fitter
18/10/22	Fit belly guard/ axles check levels and machine	SC18	MF - Maintenance Fitter
18/10/22	C/O Trans and diff	SC18	MF - Maintenance Fitter
19/10/22	Rear trans oil leak/ press wash oil off	SC18	MF - Maintenance Fitter
19/10/22	Check over A/C repair harness connectors AC / fit	SC18	MF - Maintenance Fitter
24/10/22	Doors/ defects	SC18	MF - Maintenance Fitter
25/10/22	250hr service and check over	SC18	MF - Maintenance Fitter
25/10/22	Service	SC18	MF - Maintenance Fitter
26/10/22	Pin apron remove pin in cyl inspect and measure	SC18	MF - Maintenance Fitter
26/10/22	Exhaust repair	SC18	MF - Maintenance Fitter
26/10/22	Window and defects	SC18	MF - Maintenance Fitter
26/10/22	Defects	SC18	MF - Maintenance Fitter
27/10/22	New Boost hose and rear isolator	SC18	MF - Maintenance Fitter
28/10/22	Start fault check over clean up and test batteries	SC18	MF - Maintenance Fitter
31/10/22	C/O Batterys, clean out battery box/ fit eng door	SC18	MF - Maintenance Fitter
02/11/22	Send downloads	SC18	MF - Maintenance Fitter
02/11/22	Rear engine startes fault- troubleshoot motor faul	SC18	MF - Maintenance Fitter
02/11/22	Rectify rear engine not starting	SC18	MF - Maintenance Fitter
02/11/22	No start rear engine	SC18	MF - Maintenance Fitter
02/11/22	Rear starter fault	SC18	MF - Maintenance Fitter
03/11/22	Disassemble diff and diff lock	SC18	MF - Maintenance Fitter
03/11/22	Fit up rear step	SC18	MF - Maintenance Fitter
03/11/22	Fit new starter test-ok	SC18	MF - Maintenance Fitter
03/11/22	Rear starter	SC18	MF - Maintenance Fitter
09/11/22	A/C fault	SC18	MF - Maintenance Fitter
14/11/22	Defects	SC18	MF - Maintenance Fitter
02/12/22	Unpack skid, wash clean crown whell, pinion, insta	SC18	MF - Maintenance Fitter
02/12/22	Install cups/Seal, Sleeve on pinion, assemble	SC18	MF - Maintenance Fitter
02/12/22	Instaff diff centre, set back lash 0.014"	SC18	MF - Maintenance Fitter
05/12/22	Bleed brakes	SC18	MF - Maintenance Fitter
05/12/22	Brake fault	SC18	MF - Maintenance Fitter
06/12/22	Cut POS 4 brake booster rod to length and fit up	SC18	MF - Maintenance Fitter
06/12/22	Adjust brakes and grease/ fit backing plate	SC18	MF - Maintenance Fitter
06/12/22	Brake fault	SC18	MF - Maintenance Fitter
07/12/22	Hose replacement	SC18	MF - Maintenance Fitter
07/12/22	Hoses	SC18	MF - Maintenance Fitter
19/12/22	Check over GPS antenna fault	SC18	MF - Maintenance Fitter
20/12/22	Hose repairs	SC18	MF - Maintenance Fitter
20/12/22	Hose repairs	SC18	MF - Maintenance Fitter
21/12/22	Hose repair	SC18	MF - Maintenance Fitter
09/01/23	Oil leak	SC18	MF - Maintenance Fitter

17/01/23	AC Repairs/ refit starter motor	SC18	MF - Maintenance Fitter
18/01/23	Active fault code - troubleshoot	SC18	MF - Maintenance Fitter
19/01/23	AC repairs and AC service	SC18	MF - Maintenance Fitter
19/01/23	AC repair	SC18	MF - Maintenance Fitter
23/01/23	Transfer rear defects	SC18	MF - Maintenance Fitter
30/01/23	Apron Pin repair	SC18	MF - Maintenance Fitter
31/01/23	AC fault	SC18	MF - Maintenance Fitter
01/02/23	C/O brake release valve in hitch	SC18	MF - Maintenance Fitter
09/02/23	Broken Apron pin	SC18	MF - Maintenance Fitter
10/02/23	Removal of cylinder	SC18	MF - Maintenance Fitter
10/02/23	Inspect apron fault found cyleye broken	SC18	MF - Maintenance Fitter
10/02/23	Assist in removing apron cyl	SC18	MF - Maintenance Fitter
10/02/23	Remove apron cylinder	SC18	MF - Maintenance Fitter
13/02/23	Re seal apron Cyl/ re assemble and install	SC18	MF - Maintenance Fitter
13/02/23	Cylinder repair	SC18	MF - Maintenance Fitter
13/02/23	Cylinder install	SC18	MF - Maintenance Fitter
13/02/23	Fit Apron hydraulic ram	SC18	MF - Maintenance Fitter
14/02/23	1000hr service	SC18	MF - Maintenance Fitter
14/02/23	1000hr service	SC18	MF - Maintenance Fitter
14/02/23	1000hr service	SC18	MF - Maintenance Fitter
15/02/23	Repair apron pin	SC18	MF - Maintenance Fitter
15/02/23	Teeth Stinger	SC18	MF - Maintenance Fitter
15/02/23	CO Bearings in Idler and belts/ run up	SC18	MF - Maintenance Fitter
16/02/23	Check GPS	SC18	MF - Maintenance Fitter
16/02/23	Stopped in cut	SC18	MF - Maintenance Fitter
23/02/23	check front engine starter motor	SC18	MF - Maintenance Fitter
08/03/23	POS 3 tyre change	SC18	MF - Maintenance Fitter
08/03/23	C/O P4 Tyre and remove P3	SC18	MF - Maintenance Fitter
08/03/23	P3 and P4 tyre	SC18	MF - Maintenance Fitter
22/03/23	Fabrication GPS pole	SC18	MF - Maintenance Fitter
22/03/23	Rear trans fault	SC18	MF - Maintenance Fitter
23/03/23	Gps cable installation	SC18	MF - Maintenance Fitter
23/03/23	GPS cabling	SC18	MF - Maintenance Fitter
27/03/23	C/O GET/ Flip remove teeth	SC18	MF - Maintenance Fitter
27/03/23	Remove teeth from stinger and flip	SC18	MF - Maintenance Fitter
27/03/23	Re run GPS cable and fit ends	SC18	MF - Maintenance Fitter
28/03/23	Inspect seat for fault all ok	SC18	MF - Maintenance Fitter
29/03/23	Check PO4 for spinning on hub-check pressures	SC18	MF - Maintenance Fitter
29/03/23	check over GPS change over hoods	SC18	MF - Maintenance Fitter
30/03/23	Seat fault	SC18	MF - Maintenance Fitter
20/04/23	Fit new GPS harness	SC18	MF - Maintenance Fitter
16/05/23	Connect EY found fuel press fault connect	SC18	LMF - Labour Maintenance Fitter
17/05/23	C/O rear engine, fuel pressure sensor	SC18	MF - Maintenance Fitter
18/05/23	Rear engine fuel pressure fault	SC18	MF - Maintenance Fitter
22/05/23	Run to workshop	SC18	MF - Maintenance Fitter
22/05/23	Rear engine fuel pressure	SC18	MF - Maintenance Fitter
22/05/23	fuel pressure fault	SC18	MF - Maintenance Fitter
22/05/23	Bring machine to workshop	SC18	MF - Maintenance Fitter
23/05/23	Defects- horn, dash cam, oil leak, filter housing	SC18	MF - Maintenance Fitter
23/05/23	C/O fuel pressure reg/ check valve	SC18	MF - Maintenance Fitter
05/07/23	Isolator maintenance	SC18	MF - Maintenance Fitter
24/08/23	Check over/ replace hydraulic hose	SC18	MF - Maintenance Fitter
02/10/23	Top up oils	SC18	MF - Maintenance Fitter
04/10/23	Brace booster	SC18	MF - Maintenance Fitter
16/10/23	250 Hr Service and Defects	SC18	MF - Maintenance Fitter
16/10/23	250Hr Service	SC18	MF - Maintenance Fitter
17/10/23	Change hitch cylinder, c/o ejector rollers	SC18	MF - Maintenance Fitter
17/10/23	Finish service	SC18	MF - Maintenance Fitter
17/10/23	Change Ejector rollers	SC18	MF - Maintenance Fitter
20/10/23	AC service	SC18	MF - Maintenance Fitter
09/11/23	inspect seat and machine	SC18	MF - Maintenance Fitter
10/11/23	Inspect seat and test	SC18	MF - Maintenance Fitter
10/11/23	Rear engine fault- test drive	SC18	MF - Maintenance Fitter
10/11/23	Rear plate fabrication - decals	SC18	MF - Maintenance Fitter
10/11/23	Engine oil leak	SC18	MF - Maintenance Fitter
13/11/23	Inspect Engine oil leak	SC18	MF - Maintenance Fitter
23/11/23	Pos 4 tyre change	SC18	MF - Maintenance Fitter
24/11/23	Remove apron for repairs	SC18	MF - Maintenance Fitter
04/12/23	Change out ejector carrier roller	SC18	MF - Maintenance Fitter
04/12/23	Top up fluids, re seal hyd hoses, clean out filter	SC18	MF - Maintenance Fitter
05/12/23	Hyd hose, droop belly guards in pit order hose	SC18	MF - Maintenance Fitter
06/12/23	Hyd steer hose, pressure wash, install belly guards	SC18	MF - Maintenance Fitter
06/12/23	Replace blown hose	SC18	MF - Maintenance Fitter
08/12/23	perform 500hr service	SC18	MF - Maintenance Fitter
08/12/23	Defects	SC18	MF - Maintenance Fitter
08/12/23	Perform 500hr service	SC18	MF - Maintenance Fitter

15/12/23	Change out fan belt rear engine	SC18	MF - Maintenance Fitter
12/01/24	Hydraulic hose	SC18	MC - Maintenance Co-Ordinator
15/01/24	Wash, remove, replace hitch hose	SC18	MC - Maintenance Co-Ordinator
15/01/24	Hydraulic hose- hitch	SC18	MF - Maintenance Fitter
17/01/24	Electrical Fault	SC18	MC - Maintenance Co-Ordinator
22/01/24	Inspect broken seat frame, find repair parts	SC18	MC - Maintenance Co-Ordinator
23/01/24	Remove parts from old seat, repair seat	SC18	MC - Maintenance Co-Ordinator
25/01/24	Belts alt	SC18	MF - Maintenance Fitter
29/01/24	oil leaks, check over	SC18	MC - Maintenance Co-Ordinator
02/02/24	Cutting Edges	SC18	MF - Maintenance Fitter
02/02/24	AC repairs/ flip GET	SC18	MF - Maintenance Fitter
05/02/24	Engine fault, rear engine, order parts	SC18	MC - Maintenance Co-Ordinator
09/02/24	Dissassembel engine, order parts	SC18	MF - Maintenance Fitter
13/02/24	Check AC operation	SC18	MF - Maintenance Fitter
13/02/24	AC defects	SC18	MF - Maintenance Fitter
14/02/24	Rear engine coolant hose	SC18	MF - Maintenance Fitter
14/02/24	Replace A/C thermostat, AC pressure switch- Check	SC18	MF - Maintenance Fitter
19/02/24	Seat fault- remove and inspect	SC18	MF - Maintenance Fitter
20/02/24	Seat fault	SC18	MC - Maintenance Co-Ordinator
22/02/24	Strip seat / diagnose fault	SC18	MC - Maintenance Co-Ordinator
23/02/24	Seat fault	SC18	MF - Maintenance Fitter
27/02/24	Buff clean and organise parts	SC18	MF - Maintenance Fitter
28/02/24	C9 engine	SC18	MF - Maintenance Fitter
29/02/24	Air pressurefault- order parts	SC18	MF - Maintenance Fitter
29/02/24	Broken Air valve/ replace	SC18	MF - Maintenance Fitter
01/03/24	Perform 250hr service	SC18	MF - Maintenance Fitter
01/03/24	Perform 250hr service	SC18	MF - Maintenance Fitter
05/03/24	Tyre POS 1 and Brakes	SC18	MF - Maintenance Fitter
13/03/24	Rear engine parts	SC18	MF - Maintenance Fitter
15/03/24	Repair horn and replace RH indicator	SC18	MC - Maintenance Co-Ordinator
20/03/24	Collect parts William Adams	SC18	MF - Maintenance Fitter
20/03/24	Chase up second hand parts	SC18	MF - Maintenance Fitter
22/03/24	Unpack and clean parts	SC18	MF - Maintenance Fitter
22/03/24	C9 engine	SC18	MF - Maintenance Fitter
27/03/24	GPS fault, relocate secure camera wiring	SC18	MF - Maintenance Fitter
10/04/24	GPS cable	SC18	MC - Maintenance Co-Ordinator
11/04/24	Rear engine fuel actuation fault	SC18	MC - Maintenance Co-Ordinator
12/04/24	Fuel Actuation fault	SC18	MC - Maintenance Co-Ordinator
16/04/24	Hevi Pump repairs	SC18	MC - Maintenance Co-Ordinator
22/04/24	Replace seat base/replace hyd hose	SC18	MF - Maintenance Fitter
23/04/24	Secure hood lining	SC18	MC - Maintenance Co-Ordinator
30/04/24	Seal up window/ defects	SC18	MF - Maintenance Fitter
30/04/24	Replace wategate hose	SC18	MF - Maintenance Fitter
30/04/24	Remove hood lining and tidy cab	SC18	MC - Maintenance Co-Ordinator
01/05/24	Replace hood lining, repair speaker wiring	SC18	MC - Maintenance Co-Ordinator
02/05/24	Test GPS cables	SC18	MC - Maintenance Co-Ordinator
16/05/24	2000hr service	SC18	MF - Maintenance Fitter
16/05/24	2000hr service	SC18	MF - Maintenance Fitter
16/05/24	2000hr service	SC18	MC - Maintenance Co-Ordinator
17/05/24	2000hr service	SC18	MF - Maintenance Fitter
17/05/24	2000hr service	SC18	MF - Maintenance Fitter
20/05/24	2000hr service/ Rear engine belts	SC18	MF - Maintenance Fitter
21/05/24	2000hr service	SC18	MF - Maintenance Fitter
21/05/24	GPS fault	SC18	MF - Maintenance Fitter
12/06/24	Diff leak	SC18	MF - Maintenance Fitter
12/06/24	Assist refit belly plate	SC18	MF - Maintenance Fitter
12/06/24	Diff leak	SC18	MC - Maintenance Co-Ordinator
17/06/24	Remove and clean pump	SC18	MF - Maintenance Fitter
17/06/24	Remove Belly plate- inspect pump leak	SC18	MF - Maintenance Fitter
17/06/24	Remove secondary steer pump/ clean	SC18	MF - Maintenance Fitter
17/06/24	Secondary steering pump	SC18	MC - Maintenance Co-Ordinator
18/06/24	Fill oils	SC18	MF - Maintenance Fitter
18/06/24	Pump C/O	SC18	MF - Maintenance Fitter
18/06/24	Change GET	SC18	MF - Maintenance Fitter
18/06/24	Fill up diff oil/ clean up	SC18	MF - Maintenance Fitter
19/06/24	Top up levels/ checks	SC18	MF - Maintenance Fitter
19/06/24	bowl repairs	SC18	MF - Maintenance Fitter
19/06/24	Start orderparts for wheel end	SC18	MF - Maintenance Fitter
20/06/24	Apron repairs	SC18	MF - Maintenance Fitter
21/06/24	Apron repairs	SC18	MF - Maintenance Fitter
24/06/24	Apron repirs	SC18	MF - Maintenance Fitter
24/06/24	Prepare JHA and lift plan	SC18	MF - Maintenance Fitter
24/06/24	Fit belly plates and checkover	SC18	MF - Maintenance Fitter
25/06/24	Fit Apron	SC18	MF - Maintenance Fitter
25/06/24	Replace Apron	SC18	MC - Maintenance Co-Ordinator
01/07/24	Pos 4 wheel end	SC18	MF - Maintenance Fitter

01/07/24	Pressure wash POS 4 , bring to workshop	SC18	MF - Maintenance Fitter
01/07/24	Remove POS 4 tyre and start disassembly	SC18	MF - Maintenance Fitter
01/07/24	Pos 4 wheel end	SC18	MC - Maintenance Co-Ordinator
02/07/24	Wheel end	SC18	MF - Maintenance Fitter
02/07/24	Strip down Pos 4 final drive, remove bearing cones	SC18	MF - Maintenance Fitter
02/07/24	Fit new bearing cones and start assembly	SC18	MF - Maintenance Fitter
02/07/24	Pos 4 wheel end duos	SC18	MC - Maintenance Co-Ordinator
03/07/24	Finish topping up POS 4 and refit tyre	SC18	MF - Maintenance Fitter
03/07/24	Pos 4 duo's	SC18	MC - Maintenance Co-Ordinator
09/07/24	Jump start rear engine	SC18	MF - Maintenance Fitter
19/08/24	Cert form noise test	SC18	MF - Maintenance Fitter
19/08/24	Wash rear engine, complete lift plans, place in wo	SC18	MF - Maintenance Fitter
20/08/24	Rear engine power disassemble	SC18	MF - Maintenance Fitter
20/08/24	Rear engine removal	SC18	MF - Maintenance Fitter
21/08/24	Rear power pack disassemble	SC18	MF - Maintenance Fitter
21/08/24	Rear engine/ remove bale hook	SC18	MF - Maintenance Fitter
21/08/24	Remove rear power pack and wash	SC18	MF - Maintenance Fitter
21/08/24	Fabricate engine stand	SC18	MF - Maintenance Fitter
21/08/24	Engine removal, disassemble power pack	SC18	MF - Maintenance Fitter
22/08/24	Power pack disassemble and engine	SC18	MF - Maintenance Fitter
22/08/24	travel, unload trailer and transmission	SC18	MF - Maintenance Fitter
22/08/24	Fabricate engine stand	SC18	MF - Maintenance Fitter
22/08/24	Develop lift plans- power pack disassembly	SC18	MF - Maintenance Fitter
22/08/24	disassemble power pack	SC18	MF - Maintenance Fitter
23/08/24	Organise parts list/ order	SC18	MF - Maintenance Fitter
26/08/24	Load trailer, engine on stand, wrap and seal	SC18	MF - Maintenance Fitter
26/08/24	Travel to site with engine, trailer and parts	SC18	MF - Maintenance Fitter
26/08/24	Change over components	SC18	MF - Maintenance Fitter
26/08/24	Order parts	SC18	MF - Maintenance Fitter
26/08/24	Swap components on engine	SC18	MF - Maintenance Fitter
27/08/24	Parts for transmission and power pack	SC18	MF - Maintenance Fitter
27/08/24	Drop off harness for freight	SC18	MF - Maintenance Fitter
28/08/24	Clean parts, torque converter-Clean and buf REC077	SC18	MF - Maintenance Fitter
28/08/24	Collect prts from WA- drop off housing- REC077	SC18	MF - Maintenance Fitter
28/08/24	Continue with power packs	SC18	MF - Maintenance Fitter
29/08/24	Power pack, order parts	SC18	MF - Maintenance Fitter
29/08/24	Swap over, clean oil coolers	SC18	MF - Maintenance Fitter
09/09/24	Rear power pack	SC18	MF - Maintenance Fitter
16/09/24	Organise lift plan for engine install	SC18	MF - Maintenance Fitter
30/09/24	Install clamps and hoses	SC18	MF - Maintenance Fitter
02/10/24	Engine lift/Assembly	SC18	MF - Maintenance Fitter
02/10/24	Fit engine/assemble	SC18	MF - Maintenance Fitter
03/10/24	assemble rear power pack	SC18	MF - Maintenance Fitter
04/10/24	Install Hyd lines- clean up	SC18	MF - Maintenance Fitter
07/10/24	Defects- order parts	SC18	MF - Maintenance Fitter
11/10/24	Drop off transmission at O'Neils in Hsm	SC18	MF - Maintenance Fitter
16/10/24	Inspect over rear of scraper	SC18	MF - Maintenance Fitter
17/10/24	Clean parts, organise parts, buff bolts	SC18	MF - Maintenance Fitter
21/10/24	prep rear for trans install	SC18	MF - Maintenance Fitter
23/10/24	Steering column- order parts	SC18	MF - Maintenance Fitter
23/10/24	Prep machine for power pack, clean rear frame	SC18	MF - Maintenance Fitter
23/10/24	Seat removal, clean cabin	SC18	MF - Maintenance Fitter
23/10/24	Drain oils. Secondary pump removal	SC18	MF - Maintenance Fitter
23/10/24	fit wiring harness	SC18	MF - Maintenance Fitter
24/10/24	Collect trans, parts unwrap remove from stand	SC18	MF - Maintenance Fitter
24/10/24	Install transmission, install trans tank and lines	SC18	MF - Maintenance Fitter
24/10/24	Hose power pack trainhoses, GET ready for install	SC18	MF - Maintenance Fitter
24/10/24	Secondary steering pmp removal/ wash	SC18	MF - Maintenance Fitter
24/10/24	Fit wiring harness	SC18	MF - Maintenance Fitter
24/10/24	Fit trans to engine, plumb oil hoses, fit trans- h	SC18	MF - Maintenance Fitter
25/10/24	Install and fit out power pack	SC18	MF - Maintenance Fitter
25/10/24	Install engine and trans frame/ top up oils	SC18	MF - Maintenance Fitter
25/10/24	Fit rear power pack, plumb and wire up/ connect	SC18	MF - Maintenance Fitter
28/10/24	Dip stick/ exhaust/ cleaner hood/ bonnet rear	SC18	MF - Maintenance Fitter
28/10/24	Fill rear/ front diff/ defects	SC18	MF - Maintenance Fitter
28/10/24	Strip, clean and assemble/fit pump	SC18	MF - Maintenance Fitter
29/10/24	Continue repairs, remove front eng fuel suppl hose	SC18	MF - Maintenance Fitter
30/10/24	Cotinue repairs	SC18	MF - Maintenance Fitter
31/10/24	Continue repairs	SC18	MF - Maintenance Fitter
01/11/24	repairs	SC18	MF - Maintenance Fitter
06/11/24	Defects	SC18	MF - Maintenance Fitter
06/11/24	Repairs	SC18	MF - Maintenance Fitter
07/11/24	Repairs	SC18	MF - Maintenance Fitter
07/11/24	Replace RH ejector channel roller/ fit belly plate	SC18	MF - Maintenance Fitter
08/11/24	Seat fault, fit lower chockpin with split pins	SC18	MF - Maintenance Fitter
11/11/24	Inspect front engine, charge, jump start, order pa	SC18	MF - Maintenance Fitter

11/11/24	Hydraulic leak/ bring back to workshop	SC18	MF - Maintenance Fitter
11/11/24	Remove covers and order parts	SC18	MF - Maintenance Fitter
12/11/24	Change injector hose	SC18	MF - Maintenance Fitter
13/11/24	Replace bolt in door switch	SC18	MF - Maintenance Fitter
15/11/24	Order parts , ITR, CAT, ctock container	SC18	MF - Maintenance Fitter
15/11/24	Diagnose start issue and repair defects	SC18	MF - Maintenance Fitter
18/11/24	return to work	SC18	MF - Maintenance Fitter
19/11/24	Repair wiring- LED light	SC18	MF - Maintenance Fitter
21/11/24	Clean and washout radiator	SC18	MF - Maintenance Fitter
22/11/24	Wash out radiators, defects	SC18	MF - Maintenance Fitter
22/11/24	Remove RH draw arm covers and move lines	SC18	MF - Maintenance Fitter
22/11/24	Refit covers and lines	SC18	MF - Maintenance Fitter
25/11/24	Inspect oil leak	SC18	MF - Maintenance Fitter
27/11/24	Remove belly guard/ pressure wash- wash bay	SC18	MF - Maintenance Fitter
27/11/24	Inspect oil leak/ draft arm trunions and caps	SC18	MF - Maintenance Fitter
27/11/24	Defects	SC18	MF - Maintenance Fitter
27/11/24	Locate oil leak and repaires	SC18	MF - Maintenance Fitter
27/11/24	Draft arm repair and replace	SC18	MF - Maintenance Fitter
28/11/24	Hydraulic oil leak/ test drive machine	SC18	MF - Maintenance Fitter
28/11/24	Hitch repairs	SC18	MF - Maintenance Fitter
28/11/24	Locate oil leak	SC18	MF - Maintenance Fitter
28/11/24	Oil leak and pressure issue- hitch	SC18	MF - Maintenance Fitter
29/11/24	Inspect hitch and order parts	SC18	MF - Maintenance Fitter
29/11/24	Scraper 18 hitch and oil leak	SC18	MF - Maintenance Fitter
29/11/24	hitch fault SC18	SC18	MF - Maintenance Fitter
03/12/24	Pack away remain parts	SC18	MF - Maintenance Fitter
03/12/24	Pump Change over, refit belly plate	SC18	MF - Maintenance Fitter
04/12/24	Hyd hoses	SC18	MF - Maintenance Fitter
04/12/24	Oil leak and wash	SC18	MF - Maintenance Fitter
05/12/24	repair defects and test drive	SC18	MF - Maintenance Fitter
05/12/24	Perform 250hr service	SC18	MF - Maintenance Fitter
05/12/24	Check oil leak	SC18	MF - Maintenance Fitter
05/12/24	repair oil leak	SC18	MF - Maintenance Fitter
05/12/24	250hr service	SC18	MF - Maintenance Fitter
09/12/24	Hydraulic pump leaks	SC18	MF - Maintenance Fitter
09/12/24	Hydraulic leak @ front diff	SC18	MF - Maintenance Fitter
10/12/24	Supplementry steering pump/ defects	SC18	MF - Maintenance Fitter
10/12/24	oil Leaks	SC18	MF - Maintenance Fitter
06/01/25	Drain diff, hyd, remove sup and steer pump	SC18	MF - Maintenance Fitter
06/01/25	Clean parts, install reman pump	SC18	MF - Maintenance Fitter
07/01/25	Steer pump, hyd lines, top up oils	SC18	MF - Maintenance Fitter
07/01/25	Test drive, install belly guards	SC18	MF - Maintenance Fitter
10/01/25	Defects	SC18	MF - Maintenance Fitter
10/01/25	Brake fault	SC18	MF - Maintenance Fitter
13/01/25	Defects	SC18	MF - Maintenance Fitter
13/01/25	Replace brake booster Pos 1	SC18	MF - Maintenance Fitter
14/01/25	Inspect hitch, check pressures, remove dash, etc	SC18	MF - Maintenance Fitter
14/01/25	Test drive scraper	SC18	MF - Maintenance Fitter
15/01/25	Inspect seat	SC18	MF - Maintenance Fitter
15/01/25	Diagnose ride quality issue	SC18	MF - Maintenance Fitter
23/01/25	Defects	SC18	MF - Maintenance Fitter
28/01/25	Charge accumulator, check, rod height, test drive	SC18	MF - Maintenance Fitter
28/01/25	Hitch fault	SC18	MF - Maintenance Fitter
31/01/25	GET replacement	SC18	MF - Maintenance Fitter
03/02/25	Cap Mounts	SC18	MF - Maintenance Fitter
03/02/25	Cabin mounts	SC18	MF - Maintenance Fitter
04/02/25	Check over cab mounts	SC18	MF - Maintenance Fitter
04/02/25	Finish cab mounts and test	SC18	MF - Maintenance Fitter
05/02/25	troubleshoot hitch fault	SC18	MF - Maintenance Fitter
05/02/25	Check acculumulator pressures/ level valve	SC18	MF - Maintenance Fitter
06/02/25	Check accumulator pressure and bleed off	SC18	MF - Maintenance Fitter
06/02/25	Test machine and order shims for hitch	SC18	MF - Maintenance Fitter
06/02/25	Diagnose hitch fault	SC18	MF - Maintenance Fitter
07/02/25	Shim hitch, test machine-pit 19, order	SC18	MF - Maintenance Fitter
07/02/25	Hitch repairs	SC18	MF - Maintenance Fitter
07/02/25	Ride fault/ radio	SC18	MF - Maintenance Fitter
11/02/25	Wash out radiators	SC18	MF - Maintenance Fitter
12/02/25	Pressure wash hitch, remove accumulator	SC18	MF - Maintenance Fitter
13/02/25	install accumulator, run and test	SC18	MF - Maintenance Fitter
13/02/25	Ride/ hitch fault testing	SC18	MF - Maintenance Fitter
27/02/25	Machine defects, accumulator	SC18	MF - Maintenance Fitter
27/02/25	Fit new radio	SC18	MF - Maintenance Fitter
27/02/25	Refit radio diagnose faulty accumulator	SC18	MF - Maintenance Fitter
28/02/25	Dissassemble accumulator re seal	SC18	MF - Maintenance Fitter
03/03/25	Strip accumulator	SC18	MF - Maintenance Fitter
04/03/25	Defects	SC18	MF - Maintenance Fitter

04/03/25	Fit new seal kit to accumulator and fit/ wash area	SC18	MF - Maintenance Fitter
04/03/25	Tast and put back into service	SC18	MF - Maintenance Fitter
06/03/25	Defects and adjust brakes	SC18	MF - Maintenance Fitter
06/03/25	Adjust brakes	SC18	MF - Maintenance Fitter
06/03/25	brake Falt	SC18	MF - Maintenance Fitter
12/03/25	Repair fuel leak, rear engine, pressure wash engin	SC18	MF - Maintenance Fitter
18/03/25	Check over set up for repairs	SC18	MF - Maintenance Fitter
19/03/25	POS 4 tyre C/O	SC18	MF - Maintenance Fitter
19/03/25	Adjust brakes	SC18	MF - Maintenance Fitter
19/03/25	C/O pos 4 tyre, adjust brakes	SC18	MF - Maintenance Fitter
21/03/25	Top up fluids/ front air cleaner	SC18	MF - Maintenance Fitter
21/03/25	Remove and replace blown lift cylinder hose	SC18	MF - Maintenance Fitter
25/03/25	Check For rough suspension, test in pit, check pre	SC18	MF - Maintenance Fitter
26/03/25	Defects	SC18	MF - Maintenance Fitter
26/03/25	Brake release fault	SC18	MF - Maintenance Fitter
26/03/25	Fabrication door repairs	SC18	MF - Maintenance Fitter
26/03/25	Troubleshoot rough ride- P4 brake not releasing	SC18	MF - Maintenance Fitter
27/03/25	Adjust brakes, install new battery isolator,hyd oi	SC18	MF - Maintenance Fitter
27/03/25	Adjust tyre pressures, test drive, return to work	SC18	MF - Maintenance Fitter
01/04/25	Remove lift cylinder pipe from SC19 to go onto SC1	SC18	MF - Maintenance Fitter
02/04/25	Lift cylinder tube, top up hydraulic oil, check, r	SC18	MF - Maintenance Fitter
03/04/25	Wiring fault, Hyd oil top up , re seal hyd hoses	SC18	MF - Maintenance Fitter
03/04/25	Troubleshoot and repair in tail light circuit	SC18	MF - Maintenance Fitter
04/04/25	Pos 3 tyre	SC18	MF - Maintenance Fitter
04/04/25	Pos 3 tyre	SC18	MF - Maintenance Fitter
07/04/25	Inspect guard- pressure was, order parts	SC18	MF - Maintenance Fitter
07/04/25	Remove Pos 3 tyre from Pit	SC18	MF - Maintenance Fitter
08/04/25	Pos 3 tyre and guard	SC18	MF - Maintenance Fitter
08/04/25	Return to work- clean up tooling/ workshop	SC18	MF - Maintenance Fitter
08/04/25	C/O Pos 3 guard and tyre	SC18	MF - Maintenance Fitter
09/04/25	Check GPS	SC18	MF - Maintenance Fitter
11/04/25	Change out Po1 and 2 tyres	SC18	MF - Maintenance Fitter
11/04/25	Change out Tyre Pos 1 and 2	SC18	MF - Maintenance Fitter
14/04/25	Tyre change out sheet	SC18	MF - Maintenance Fitter
29/04/25	Start 500hr service	SC18	MF - Maintenance Fitter
30/04/25	Perform 500hr service	SC18	MF - Maintenance Fitter
30/04/25	Fabrication of GPS pole	SC18	MF - Maintenance Fitter
30/04/25	500hr service	SC18	MF - Maintenance Fitter
05/05/25	Top end oil rear engine	SC18	MF - Maintenance Fitter
05/05/25	Finish off service	SC18	MF - Maintenance Fitter
05/05/25	GPS Pole	SC18	MF - Maintenance Fitter
05/05/25	Service	SC18	MF - Maintenance Fitter
06/05/25	Finish 500hr service	SC18	MF - Maintenance Fitter
06/05/25	Wash out rear radiator	SC18	MF - Maintenance Fitter
06/05/25	Service	SC18	MF - Maintenance Fitter
07/05/25	Clean out Rear radiator	SC18	MF - Maintenance Fitter
07/05/25	Replace bonnet catches	SC18	MF - Maintenance Fitter
15/05/25	Fabricate GPS pole	SC18	MF - Maintenance Fitter
15/05/25	GPS repairs	SC18	MF - Maintenance Fitter
15/05/25	Low power- replace boost hose	SC18	MF - Maintenance Fitter
16/05/25	Clean out radiators	SC18	MF - Maintenance Fitter
22/05/25	GET changeover	SC18	MF - Maintenance Fitter
22/05/25	GET replacement	SC18	MF - Maintenance Fitter
26/05/25	Air cleaners, machine defects, check floor rollers	SC18	MF - Maintenance Fitter
26/05/25	Jump Start battery	SC18	MF - Maintenance Fitter
27/05/25	Machine defects, change out belts	SC18	MF - Maintenance Fitter
30/05/25	GPS fault- repaired/ tested	SC18	MF - Maintenance Fitter
03/06/25	Engine shut down code	SC18	MF - Maintenance Fitter
04/06/25	Radiator clean out	SC18	MF - Maintenance Fitter
11/06/25	Defects	SC18	MF - Maintenance Fitter
12/06/25	Defects	SC18	MF - Maintenance Fitter
18/06/25	Check, hyd lines, spiral wrap, top up fluids, RTW	SC18	MF - Maintenance Fitter
25/06/25	Perform 250 hr service	SC18	MF - Maintenance Fitter
25/06/25	Service	SC18	MF - Maintenance Fitter
26/06/25	Machine defects	SC18	MF - Maintenance Fitter
26/06/25	Complete Service	SC18	MF - Maintenance Fitter
08/07/25	Wash down scraper for repairs	SC18	MF - Maintenance Fitter
09/07/25	Wash for repairs, place in workshop	SC18	MF - Maintenance Fitter
10/07/25	JHA and Tyre removal	SC18	MF - Maintenance Fitter
14/07/25	Final drive, brakes, S Cam	SC18	MF - Maintenance Fitter
15/07/25	POS 4 wheel end/ defects	SC18	MF - Maintenance Fitter
16/07/25	Machine defects	SC18	MC - Maintenance Co-Ordinator
16/07/25	Slack adjuster fault	SC18	MF - Maintenance Fitter
17/07/25	Defects/ Remove S cam, clean parts	SC18	MF - Maintenance Fitter
21/07/25	Install bearings in frame, install Scam, bushes,	SC18	MF - Maintenance Fitter
21/07/25	Install bearing cups in hub, duo cones	SC18	MF - Maintenance Fitter

21/07/25	Install bearings on shaft install drum, adjust bea	SC18	MF - Maintenance Fitter
21/07/25	Install final drive, tyre clean uo, torque bolts t	SC18	MF - Maintenance Fitter
21/07/25	POS 4 wheel and tyre installation	SC18	MF - Maintenance Fitter
21/07/25	Cleaned final drive components	SC18	MF - Maintenance Fitter
21/07/25	Re assemble finas drive	SC18	MF - Maintenance Fitter
22/07/25	Adjust brakes, fill final, retur to work	SC18	MF - Maintenance Fitter
22/07/25	Refit booster , adjust brakes	SC18	MF - Maintenance Fitter
23/07/25	Cert form	SC18	MF - Maintenance Fitter
15/08/25	Inspect G.E.T and defects	SC18	MF - Maintenance Fitter
20/08/25	Removed and replaced screen mount	SC18	MF - Maintenance Fitter
22/08/25	inspection of rollers	SC18	MF - Maintenance Fitter
05/09/25	Inspection and defects	SC18	MF - Maintenance Fitter
12/09/25	Machine Defects	SC18	MF - Maintenance Fitter
12/09/25	Re seal fuel lines/ Fuel filter base GET	SC18	MF - Maintenance Fitter
03/10/25	Check over machine. Hyd leak, spiral wrap hoses	SC18	MF - Maintenance Fitter
13/10/25	Inspect on go line	SC18	MF - Maintenance Fitter
15/10/25	Replace steps	SC18	MF - Maintenance Fitter
21/10/25	1000hr service	SC18	MF - Maintenance Fitter
21/10/25	1000hr service	SC18	MF - Maintenance Fitter
21/10/25	1000hr service	SC18	MF - Maintenance Fitter
22/10/25	Wash machine for welding repairs and G.E.T	SC18	MF - Maintenance Fitter
22/10/25	Weld Step repairs	SC18	MF - Maintenance Fitter
23/10/25	Top up fluids/ lights/ check G.E.T	SC18	MF - Maintenance Fitter
27/10/25	Change rear belts	SC18	MF - Maintenance Fitter
28/10/25	Inspect machine and remove from machine	SC18	MF - Maintenance Fitter
28/10/25	Apron repairs	SC18	MF - Maintenance Fitter
29/10/25	Install seat	SC18	MF - Maintenance Fitter
29/10/25	Clean apron	SC18	MF - Maintenance Fitter
30/10/25	Wash Apron	SC18	MF - Maintenance Fitter
31/10/25	Install aporn and test	SC18	MF - Maintenance Fitter
31/10/25	Install Apron/ test	SC18	MF - Maintenance Fitter
13/11/25	Diff lock fault	SC18	MF - Maintenance Fitter
14/11/25	Rear diff lock fault	SC18	MF - Maintenance Fitter
19/11/25	Removed and refitted steps	SC18	MF - Maintenance Fitter
20/11/25	Fault codes/ change air filter	SC18	MF - Maintenance Fitter
21/11/25	Inspection clean out ai cleaners	SC18	MF - Maintenance Fitter
24/11/25	Inspect during crib break	SC18	MF - Maintenance Fitter
25/11/25	Hitch fault	SC18	MF - Maintenance Fitter
26/11/25	GET inspection and hitch fault	SC18	MF - Maintenance Fitter
27/11/25	G.E.T	SC18	MF - Maintenance Fitter
27/11/25	G.E.T replacement	SC18	MF - Maintenance Fitter
12/12/25	Clean out radiators	SC18	MF - Maintenance Fitter
	SC18- Clean out radiators		
	SC18 CAT 627G Scraper - Service Schedule Step 250 (163)		
	SC18-Change out GET		
	SC18- POS 1 final drive duo cone seal- rea seal		
	SC18- Accident damage- Recover		
	SC18- Boost leaks/ Change out boost lines		
	SC18- Troubleshoot injector fault		
	SC18- Change out Injector		
	SC18- Change out fan belts		
	SC18- Change out alternator belts		
	SC18- Replace Ejector Roller		
	SC18- Inspect air con		
	SC18-500hr service		
	SC18- Wash and demobe ready for off site		
	SC18-Change out revolving light		
	SC18 CAT 627G Scraper - Service Schedule Step 500 (561)		
	SC18 - Troubleshoot elec fault		
	SC18 - Repair rear engine air filter housing		

Accident Prevention
 Read and understand safety warning in the operation and maintenance manual
 Have you completed a take 2?
 Have your job circumstances change since completing your take 2?

SC18 627 Scraper 250 Hour Service Sheet

Date:	25/6/25	Name:	Dion + PS
Service Type:	250 Hour	Tractor Serial No.	DBD00341
Machine Hours:	22,736 HRS.	Trailer Serial No.	DBZ00341

- Machine has been cleaned prior to commencement of service?
- Machine has been positioned on flat level ground
- All implements have been lowered
- Machine has been isolated and locked out

Tractor

Compartment	Oil Type	Amounts (Litres)
Engine	15W-40	38 Litres
Filter List	Qty	Part Number
Engine Oil Filter	1	1R-1808
Primary Air Filter	1	6I-2507
Fuel Filter	1	1R-0762
Fuel Water Separator	1	326-1643
Cab Air Filter	1	268-6704
Cab Air Filter	1	259-3222
Scheduled Oil Sample	2	SOS003

Trailer

Compartment	Oil Type	Amount (Litres)
Engine	15W-40	30 Litres
Filter List	Qty	Part Number
Engine Oil Filter	1	1R-1808
Primary Air Filter	1	6I-0274
Fuel Filter	1	1R-0762
Fuel Water Separator	1	326-1644
Scheduled Oil Sample	2	SOS003

Note: The electronic copy of this document is controlled. To ensure that other copies of this document are current, check the revision number and date against the compliance management database, Qudos

Prepared By: Troy Slorach Date: 31/08/2020 Approved By: Troy Slorach Date: 31/08/2020
 Rev. No: 1 Date Implemented: 31/08/2020

250HR LUBE SERVICE - TRACTOR		INITIALS
SAMPLE:	Engine	<i>[Signature]</i>
	Transmission	<i>[Signature]</i>
CHANGE:		
	Engine oil	<i>[Signature]</i>
	Engine oil filter	<i>[Signature]</i>
	Primary air filter	<i>[Signature]</i>
	Fuel filter	<i>[Signature]</i>
	Cab air conditioner filters	<i>[Signature]</i>
	Fuel water separator	<i>[Signature]</i>
CLEAN:		
	Transmission screens	<i>[Signature]</i>
	Radiator and air conditioner condenser	<i>[Signature]</i>
	Batteries, terminals and battery box	<i>[Signature]</i>
	Air conditioner evaporator	<i>[Signature]</i>
	Torque converter scavenge screen	<i>[Signature]</i>
	Drain water from air tanks	<i>[Signature]</i>
	Drain water and sediment from fuel tank	<i>[Signature]</i>
CHECK:		
	Coolant level	<i>[Signature]</i>
	Hydraulic oil level	<i>[Signature]</i>
	Differential oil level	<i>[Signature]</i>
	Final drive oil levels	<i>[Signature]</i>
	Transmission oil levels	<i>[Signature]</i>

MAGNETIC PLUGS (If applicable) :						
OK – OK	P- PASTE		P1	P2	P3	P4
HP – HEAVY PASTE	LF – LIGHT FLAKES	HF – HEAVY FLAKES	<i>P</i>	<i>P</i>	<i>OK</i>	<i>P</i>


Note: The electronic copy of this document is controlled. To ensure that other copies of this document are current, check the revision number and date against the compliance management database, Qudos

Prepared By: Troy Slorach Date: 31/08/2020 Approved By: Troy Slorach Date: 31/08/2020
 Rev. No: 1 Date Implemented: 31/08/2020

GREASE:		INITIALS
	Check cushion hitch accumulator pressure	<i>[Signature]</i>
	Fill bulk grease tank	<i>[Signature]</i>
	Ejector floor rollers	<i>[Signature]</i>
	Slack adjuster and brake S cams	<i>[Signature]</i>
	All pins receiving grease	<i>[Signature]</i>
<u>250HR LUBE SERVICE - TRAILER</u>		
SAMPLE:		
	Engine	<i>[Signature]</i>
	Transmission	<i>[Signature]</i>
CHANGE:		
	Engine oil	<i>Pm</i>
	Engine oil filters	<i>Pm</i>
	Primary air filters	<i>Pm</i>
	Fuel filters	<i>Pm</i>
CLEAN:		
	Transmission screens	<i>Pm</i>
	Primary fuel screen	<i>Pm</i>
	Radiator air conditioner condenser	<i>Pm</i>
	Batteries and terminals	<i>Pm</i>
	Torque converter scavenge screen	<i>Pm</i>
	Drop box scavenge screen	<i>Pm</i>
	Drain water from air tanks	<i>Pm</i>
	Drain water and sediment from fuel tank	<i>Pm</i>
CHECK:		
	Coolant level	<i>Pm</i>
	Differential oil level	<i>[Signature]</i>
	Final drive oil level	<i>[Signature]</i>
	Transmission oil level	<i>[Signature]</i>

Note: The electronic copy of this document is controlled. To ensure that other copies of this document are current, check the revision number and date against the compliance management database, Qudos

Prepared By: Troy Slorach Date: 31/08/2020 Approved By: Troy Slorach Date: 31/08/2020
 Rev. No: 1 Date Implemented: 31/08/2020

GREASE:		INITIALS
	Rear brake actuators and S cams	
	All pins receiving grease	

250 HR MECHANICAL SERVICE

1. Machine is not safe, defect must be repaired
2. Defect found and recorded, machine safe to operate
3. Defect found and repaired
4. OK
5. Not applicable

CHECK:	1	2	3	4	5
Air conditioner – condition and operation				✓	
Check and clear ECM faults				✓	
Hydraulic pump bolt torque				✓	
Steering pump mount bolt torque				✓	
Engine mount bolt torque				✓	
No visible leaks				✓	
Check cabin, dash screws, pedal rubber etc				✓	
Steering (cylinders, valve and joints)				✓	
Induction system for leaks and clamps for tightness				✓	
All hoses for general condition and chaffing				✓	
Fuel system for loose bolts and fittings				✓	
Fuel line pipe support clamps				✓	
Hydraulic system for damaged lines and loose fittings				✓	
Engine mounts				✓	
Transmission and diff mount bolts				✓	
All panels and guards				✓	
Exhaust leaks				✓	
Frame for cracks – record on inspection sheet				✓	
Retarder lever free play				✓	
Remove covers and inspect brake linings				✓	
Inspect fan and jockey pulley bearings				✓	
Condition and tension of V belts / multi rib belts				✓	
Radiator for debris (wash if necessary)				✓	

Note: The electronic copy of this document is controlled. To ensure that other copies of this document are current, check the revision number and date against the compliance management database, Qudos

Prepared By: Troy Slorach Date: 31/08/2020 Approved By: Troy Slorach Date: 31/08/2020
 Rev. No: 1 Date Implemented: 31/08/2020

CHECK:	1	2	3	4	5
Cooling system hoses for condition and clamps for tightness				✓	
Battery hold down clamps				✓	
All points are receiving grease				✓	
Check system voltages				✓	

CHECK: Tyre pressures					
P1	RADIAL	75PSI	P2	RADIAL	75PSI
SPEC:	NYLON	70PSI	SPEC:	NYLON	70PSI
P1	RADIAL	70 PSI	P2	RADIAL	70 PSI
ACTUAL:	NYLON		ACTUAL:	NYLON	
P3	RADIAL	70PSI	P4	RADIAL	70PSI
SPEC:	NYLON	70PSI	SPEC:	NYLON	70PSI
P3	RADIAL		P4	RADIAL	
ACTUAL:	NYLON	70PSI	ACTUAL:	NYLON	70PSI

SAFETY CHECK TO BE CARRIED OUT EVERY SERVICE

NOTE: Boxes A - F are to be initialled by person carrying out safety checks.
Every person carrying out these checks **must** also sign off Safety Check Sheet before the end of each shift.

- KEY:**
1. **Machine is not safe**, defect must be repaired
 2. Defect found and recorded, machine safe to operate
 3. Defect found and repaired
 4. OK
 5. Not applicable

CHECK:	1	2	3	4	5
Service brake operation stall test				✓	
Emergency brake				✓	
Park brake operation				✓	
Retarder operation				✓	
Steering operation				✓	
Seats – suspension adjustment/condition				✓	

Note: The electronic copy of this document is controlled. To ensure that other copies of this document are current, check the revision number and date against the compliance management database, Qudos

CHECK:	1	2	3	4	5
Seat belt – retainers and operation				✓	
Doors				✓	
Windows				✓	
Mirrors				✓	
Cab conditions				✓	
Horns – air and electric				✓	
Wipers				✓	
Washer bottle full				✓	
Gauges				✓	
Audible alarm and warning lights				✓	
Lights				✓	
Reverse alarm				✓	
Operation of emergency stops				✓	
Two way radio operation				✓	
Grab rails				✓	
Steps				✓	
Fire extinguishers – check condition and last service date:				✓	
Fire suppression bottle charge date and condition				✓	
Tyre condition				✓	
Wheel nuts				✓	
Fuel leaks				✓	
Pin retainers				✓	
Accumulation of fuel, oil, grease etc. that may cause fire hazard				✓	

Note: The electronic copy of this document is controlled. To ensure that other copies of this document are current, check the revision number and date against the compliance management database, Qudos

Prepared By: Troy Slorach **Date:** 31/08/2020 **Approved By:** Troy Slorach **Date:** 31/08/2020
Rev. No: 1 **Date Implemented:** 31/08/2020

Accident Prevention

Read and understand safety warning in the operation and maintenance manual
Have you completed a take 2?
Have your job circumstances change since completing your take 2?

SC18 627 Scraper 250 Hour Service Sheet

Date:	19/12/25	Name:	Dion + PJ
Service Type:	250 Hour	Tractor Serial No.	DBD00341
Machine Hours:	23,243 HRS	Trailer Serial No.	DBZ00341
<input checked="" type="checkbox"/>	Machine has been cleaned prior to commencement of service?		
<input checked="" type="checkbox"/>	Machine has been positioned on flat level ground		
<input checked="" type="checkbox"/>	All implements have been lowered		
<input checked="" type="checkbox"/>	Machine has been isolated and locked out		

Tractor

Compartment	Oil Type	Amounts (Litres)
Engine	15W-40	38 Litres
Filter List	Qty	Part Number
Engine Oil Filter	1	1R-1808
Primary Air Filter	1	6I-2507
Fuel Filter	1	1R-0762
Fuel Water Separator	1	326-1643
Cab Air Filter	1	268-6704
Cab Air Filter	1	259-3222
Scheduled Oil Sample	2	SOS003

Trailer

Compartment	Oil Type	Amount (Litres)
Engine	15W-40	30 Litres
Filter List	Qty	Part Number
Engine Oil Filter	1	1R-1808
Primary Air Filter	1	6I-0274
Fuel Filter	1	1R-0762
Fuel Water Separator	1	326-1644
Scheduled Oil Sample	2	SOS003

Note: The electronic copy of this document is controlled. To ensure that other copies of this document are current, check the revision number and date against the compliance management database, Qudos

Prepared By: Troy Slorach Date: 31/08/2020 Approved By: Troy Slorach Date: 31/08/2020
Rev. No: 1 Date Implemented: 31/08/2020

<u>250HR LUBE SERVICE - TRACTOR</u>		INITIALS
SAMPLE:	Engine	R K
	Transmission	
CHANGE:		
	Engine oil	R K R R R R
	Engine oil filter	
	Primary air filter	
	Fuel filter	
	Cab air conditioner filters	
	Fuel water separator	
CLEAN:		
	Transmission screens	R R R R R R R R
	Radiator and air conditioner condenser	
	Batteries, terminals and battery box	
	Air conditioner evaporator	
	Torque converter scavenge screen	
	Drain water from air tanks	
	Drain water and sediment from fuel tank	
CHECK:		
	Coolant level	R R R R R
	Hydraulic oil level	
	Differential oil level	
	Final drive oil levels	
	Transmission oil levels	

MAGNETIC PLUGS (If applicable) :							
OK – OK	P- PASTE		P1	P2	P3	P4	
HP – HEAVY PASTE	LF – LIGHT FLAKES	HF – HEAVY FLAKES	OK.	OK.	P	OK.	

Note: The electronic copy of this document is controlled. To ensure that other copies of this document are current, check the revision number and date against the compliance management database, Qudos

Prepared By: Troy Slorach Date: 31/08/2020 Approved By: Troy Slorach Date: 31/08/2020
 Rev. No: 1 Date Implemented: 31/08/2020

GREASE:		INITIALS
	Check cushion hitch accumulator pressure	R.
	Fill bulk grease tank	R.
	Ejector floor rollers	R.
	Slack adjuster and brake S cams	R.
	All pins receiving grease	R.
<u>250HR LUBE SERVICE - TRAILER</u>		
SAMPLE:		
	Engine	R.
	Transmission	R.
CHANGE:		
	Engine oil	R.
	Engine oil filters	R.
	Primary air filters	R.
	Fuel filters	R.
CLEAN:		
	Transmission screens	R.
	Primary fuel screen	R.
	Radiator air conditioner condenser	R.
	Batteries and terminals	R.
	Torque converter scavenge screen	R.
	Drop box scavenge screen	R.
	Drain water from air tanks	R.
	Drain water and sediment from fuel tank	R.
CHECK:		
	Coolant level	R.
	Differential oil level	R.
	Final drive oil level	R.
	Transmission oil level	R.

Note: The electronic copy of this document is controlled. To ensure that other copies of this document are current, check the revision number and date against the compliance management database, Qudos

Prepared By: Troy Slorach Date: 31/08/2020 Approved By: Troy Slorach Date: 31/08/2020
 Rev. No: 1 Date Implemented: 31/08/2020

GREASE:		INITIALS
	Rear brake actuators and S cams	K
	All pins receiving grease	

250 HR MECHANICAL SERVICE

1. Machine is not safe, defect must be repaired
2. Defect found and recorded, machine safe to operate
3. Defect found and repaired
4. OK
5. Not applicable

CHECK:	1	2	3	4	5
Air conditioner – condition and operation				✓	
Check and clear ECM faults				✓	
Hydraulic pump bolt torque				✓	
Steering pump mount bolt torque				✓	
Engine mount bolt torque				✓	
No visible leaks				✓	
Check cabin, dash screws, pedal rubber etc				✓	
Steering (cylinders, valve and joints)				✓	
Induction system for leaks and clamps for tightness				✓	
All hoses for general condition and chaffing				✓	
Fuel system for loose bolts and fittings				✓	
Fuel line pipe support clamps				✓	
Hydraulic system for damaged lines and loose fittings				✓	
Engine mounts				✓	
Transmission and diff mount bolts				✓	
All panels and guards				✓	
Exhaust leaks				✓	
Frame for cracks – record on inspection sheet				✓	
Retarder lever free play				✓	
Remove covers and inspect brake linings				✓	
Inspect fan and jockey pulley bearings				✓	
Condition and tension of V belts / multi rib belts				✓	
Radiator for debris (wash if necessary)				✓	

Note: The electronic copy of this document is controlled. To ensure that other copies of this document are current, check the revision number and date against the compliance management database, Qudos

Prepared By: Troy Slorach Date: 31/08/2020 Approved By: Troy Slorach Date: 31/08/2020
 Rev. No: 1 Date Implemented: 31/08/2020

CHECK:	1	2	3	4	5
Cooling system hoses for condition and clamps for tightness				✓	
Battery hold down clamps				✓	
All points are receiving grease				✓	
Check system voltages				✓	

CHECK: Tyre pressures					
P1	RADIAL	75PSI	P2	RADIAL	75PSI
SPEC:	NYLON	70PSI	SPEC:	NYLON	70PSI
P1	RADIAL	75	P2	RADIAL	75
ACTUAL:	NYLON		ACTUAL:	NYLON	
P3	RADIAL	70PSI	P4	RADIAL	70PSI
SPEC:	NYLON	70PSI	SPEC:	NYLON	70PSI
P3	RADIAL	70	P4	RADIAL	70
ACTUAL:	NYLON		ACTUAL:	NYLON	

SAFETY CHECK TO BE CARRIED OUT EVERY SERVICE					
<p>NOTE: Boxes A - F are to be initialled by person carrying out safety checks. Every person carrying out these checks must also sign off Safety Check Sheet before the end of each shift.</p>					
<p>KEY:</p> <ol style="list-style-type: none"> 1. Machine is not safe, defect must be repaired 2. Defect found and recorded, machine safe to operate 3. Defect found and repaired 4. OK 5. Not applicable 					
CHECK:	1	2	3	4	5
Service brake operation stall test				✓	
Emergency brake				✓	
Park brake operation				✓	
Retarder operation				✓	
Steering operation				✓	
Seats – suspension adjustment/condition				✓	

Note: The electronic copy of this document is controlled. To ensure that other copies of this document are current, check the revision number and date against the compliance management database, Qudos

Prepared By: Troy Slorach Date: 31/08/2020 Approved By: Troy Slorach Date: 31/08/2020
 Rev. No: 1 Date Implemented: 31/08/2020

CHECK:	1	2	3	4	5
Seat belt – retainers and operation				✓	
Doors				✓	
Windows				✓	
Mirrors				✓	
Cab conditions				✓	
Horns – air and electric				✓	
Wipers				✓	
Washer bottle full				✓	
Gauges				✓	
Audible alarm and warning lights				✓	
Lights				✓	
Reverse alarm				✓	
Operation of emergency stops				✓	
Two way radio operation				✓	
Grab rails				✓	
Steps				✓	
Fire extinguishers – check condition and last service date:				✓	
Fire suppression bottle charge date and condition				✓	
Tyre condition				✓	
Wheel nuts				✓	
Fuel leaks				✓	
Pin retainers				✓	
Accumulation of fuel, oil, grease etc. that may cause fire hazard				✓	

Note: The electronic copy of this document is controlled. To ensure that other copies of this document are current, check the revision number and date against the compliance management database, Qudos

Prepared By: Troy Slorach **Date:** 31/08/2020 **Approved By:** Troy Slorach **Date:** 31/08/2020
Rev. No: 1 **Date Implemented:** 31/08/2020



Accident Prevention

Read and understand safety warning in the operation and maintenance manual
Have you completed a take 2?

Have your job circumstances change since completing your take 2?

SC18 627 Scrapper 500 Hour Service Sheet

Date:	29/05/25	Name:	Drew Roberts + Lucas Smith
Service Type:	500 Hour	Tractor Serial No.	DBD00341
Machine Hours:	22,510 HRS	Trailer Serial No.	DBZ00341
<input checked="" type="checkbox"/>	Machine has been cleaned prior to commencement of service?		
<input checked="" type="checkbox"/>	Machine has been positioned on flat level ground		
<input checked="" type="checkbox"/>	All implements have been lowered		
<input checked="" type="checkbox"/>	Machine has been isolated and locked out		

Tractor

Compartment	Oil Type	Amounts (Litres)
Engine	15W-40	38 Litres
Filter List	Qty	Part Number
Engine Oil Filter	1	1R-1808
Primary Air Filter	1	6I-2507
Fuel Filter	1	1R-0762
Fuel Water Separator	1	326-1643
Cab Air Filter	1	268-6704
Cab Air Filter	1	259-3222
Scheduled Oil Sample	8	SOS003
Coolant Sample	1	SOS004
Hydraulic Oil Filter	2	1R-0732
Transmission Filter	1	1R-0773

Trailer

Compartment	Oil Type	Amount (Litres)
Engine	15W-40	30 Litres
Filter List	Qty	Part Number
Engine Oil Filter	1	1R-1808
Primary Air Filter	1	6I-0274
Fuel Filter	1	1R-0762
Fuel Water Separator	1	326-1644
Scheduled Oil Sample	8	SOS003
Coolant Sample	1	SOS004
Transmission Oil Filter	1	343-4464

Note: The electronic copy of this document is controlled. To ensure that other copies of this document are current, check the revision number and date against the compliance management database, Qudos

Prepared By: Troy Slorach Date: 31/08/2020 Approved By: Troy Slorach Date: 31/08/2020
Rev. No: 1 Date Implemented: 31/08/2020



500HR LUBE SERVICE - TRACTOR		INITIALS
SAMPLE:	Engine	F.S.
	Transmission	F.S.
	Differential	F.S.
	Hydraulic	F.S.
	Coolant	F.S.
	Final drive P1	F.S.
	Final drive P2	F.S.
	Final drive P3	F.S.
	Final drive P4	F.S.
CHANGE:		
	Engine oil	R.
	Engine oil filter	R.
	Primary air filter	F.S.
	Fuel filter	F.S.
	Cab air conditioner filters	LS
	Fuel water separator	R.
	Hydraulic oil filter	R.
	Transmission oil filter	LS
CLEAN:		
	Transmission screens	LS
	Primary fuel screen	F.S.
	Radiator and air conditioner condenser	F.S.
	Batteries, terminals and battery box	F.S.
	Air conditioner evaporator	F.S.
	Torque converter scavenge screen	F.S.
	Drain water from air tanks	F.S.
	Drain water and sediment from fuel tank	F.S.
CHECK:		
	Coolant level	R.
	Hydraulic oil level	F.S.
	Differential oil level	F.S.
	Final drive oil levels	F.S.
	Transmission oil levels	F.S.

Note: The electronic copy of this document is controlled. To ensure that other copies of this document are current, check the revision number and date against the compliance management database, Qudos

Prepared By: Troy Slorach Date: 31/08/2020 Approved By: Troy Slorach Date: 31/08/2020
 Rev. No: 1 Date Implemented: 31/08/2020

MAGNETIC PLUGS (If applicable) :						
OK - OK	P- PASTE		P1	P2	P3	P4
HP - HEAVY PASTE	LF - LIGHT FLAKES	HF - HEAVY FLAKES	OK	OK	P	P

GREASE:		INITIALS
	Check cushion hitch accumulator pressure	K
	Fill bulk grease tank	i
	Ejector floor rollers	K
	Slack adjuster and brake S cams	K
	All pins receiving grease	K

500HR LUBE SERVICE - TRAILER

SAMPLE:		INITIALS
	Engine	W/S
	Transmission	K
	Differential	K
	Coolant	K
	Final drive P1	
	Final drive P2	
	Final drive P3	
	Final drive P4	K

CHANGE:		INITIALS
	Engine oil	LS
	Engine oil filters	LS
	Primary air filters	LS
	Fuel filters	LS
	Fuel Water Separator	LS
	Transmission Filter	

CLEAN:		INITIALS
	Transmission screens	
	Primary fuel screen	LS
	Radiator air conditioner condenser	LS
	Batteries and terminals	LS

Note: The electronic copy of this document is controlled. To ensure that other copies of this document are current, check the revision number and date against the compliance management database, Qudos

Prepared By: Troy Slorach Date: 31/08/2020 Approved By: Troy Slorach Date: 31/08/2020
 Rev. No: 1 Date Implemented: 31/08/2020

CLEAN:		
	Torque converter scavenge screen	
	Drop box scavenge screen	
	Drain water from air tanks	LS
	Drain water and sediment from fuel tank	LS
CHECK:		
	Coolant level	LS
	Transmission oil levels	LS
	Differential oil levels	LS
	Final drive oil levels	LS

GREASE:		INITIALS
	Rear brake actuators and S cams	LS
	All pins receiving grease	LS

500 HR MECHANICAL SERVICE	
<ol style="list-style-type: none"> 1. Machine is not safe, defect must be repaired 2. Defect found and recorded, machine safe to operate 3. Defect found and repaired 4. OK 5. Not applicable 	

CHECK:	1	2	3	4	5
Air conditioner – condition and operation				✓	
Check and clear ECM faults				✓	
Engine mount bolt torque				✓	
No visible oil leaks				✓	
Steering pump mount bolt torque				✓	
Hydraulic pump mount bolt torque				✓	
Steering (cylinders, valve and joints)				✓	
Induction system for leaks and clamps for tightness				✓	
Check cabin, dash screws, pedal rubber etc.				✓	
All hoses for general condition and chaffing				✓	
Fuel system for loose bolts and fittings				✓	
Fuel line pipe support clamps				✓	
Hydraulic system for damaged lines and loose fittings				✓	

Note: The electronic copy of this document is controlled. To ensure that other copies of this document are current, check the revision number and date against the compliance management database, Qudos

Prepared By: Troy Slorach Date: 31/08/2020 Approved By: Troy Slorach Date: 31/08/2020
 Rev. No: 1 Date Implemented: 31/08/2020



CHECK:	1	2	3	4	5
Engine mounts				✓	
Transmission and diff mount bolts				✓	
All panels and guards				✓	
Exhaust leaks				✓	
Frame for cracks – record on inspection sheet				✓	
Retarder lever free play				✓	
Remove covers and inspect brake linings				✓	
Inspect fan and jockey pulley bearings				✓	
Condition and tension of V belts / multi rib belts				✓	
Radiator for debris (wash if necessary)				✓	
Cooling system hoses for condition and clamps for tightness				✓	
Battery hold down clamps				✓	
All points are receiving grease				✓	
Check system voltages				✓	
Inspect steering column mounting bracket welds				✓	
Remove apron cylinder rod-end pin and inspect rod-end bearing				✓	

CHECK: Tyre pressures					
P1	RADIAL	75PSI	P2	RADIAL	75PSI
SPEC:	NYLON	70PSI	SPEC:	NYLON	70PSI
P1	RADIAL	75 PSI.	P2	RADIAL	75 PSI.
ACTUAL:	NYLON		ACTUAL:	NYLON	
P3	RADIAL	70PSI	P4	RADIAL	70PSI
SPEC:	NYLON	70PSI	SPEC:	NYLON	70PSI
P3	RADIAL	70PSI.	P4	RADIAL	70PSI.
ACTUAL:	NYLON		ACTUAL:	NYLON	

Note: The electronic copy of this document is controlled. To ensure that other copies of this document are current, check the revision number and date against the compliance management database, Qudos

Prepared By: Troy Slorach Date: 31/08/2020 Approved By: Troy Slorach Date: 31/08/2020
 Rev. No: 1 Date Implemented: 31/08/2020



SAFETY CHECK TO BE CARRIED OUT EVERY SERVICE

NOTE: Boxes A - F are to be initialled by person carrying out safety checks.

Every person carrying out these checks **must** also sign off Safety Check Sheet before the end of each shift.

KEY:

- 1. **Machine is not safe**, defect must be repaired
- 2. Defect found and recorded, machine safe to operate
- 3. Defect found and repaired
- 4. OK
- 5. Not applicable

CHECK:	1	2	3	4	5
Service brake operation stall test				✓	
Emergency brake				✓	
Park brake operation				✓	
Retarder operation				✓	
Steering operation				✓	
Seats – suspension adjustment/condition				✓	
Seat belt – retainers and operation				✓	
Doors				✓	
Windows				✓	
Mirrors				✓	
Cab conditions				✓	
Horns – air and electric				✓	
Wipers				✓	
Washer bottle full				✓	
Gauges				✓	
Audible alarm and warning lights				✓	
Lights				✓	
Reverse alarm				✓	
Operation of emergency stops				✓	
Two way radio operation				✓	
Grab rails				✓	
Steps				✓	

Note: The electronic copy of this document is controlled. To ensure that other copies of this document are current, check the revision number and date against the compliance management database, Qudos

Prepared By: Troy Slorach Date: 31/08/2020 Approved By: Troy Slorach Date: 31/08/2020
 Rev. No: 1 Date Implemented: 31/08/2020

Accident Prevention
 Read and understand safety warning in the operation and maintenance manual
 Have you completed a take 2?
 Have your job circumstances change since completing your take 2?

SC18 627 Scraper 1000 Hour Service Sheet

Date:	21/10/25	Name:	Lucas + Dion
Service Type:	1000 Hour	Tractor Serial No.	DBD00341
Machine Hours:	22995hs	Trailer Serial No.	DBZ00341
<input checked="" type="checkbox"/>	Machine has been cleaned prior to commencement of service?		
<input checked="" type="checkbox"/>	Machine has been positioned on flat level ground		
<input checked="" type="checkbox"/>	All implements have been lowered		
<input checked="" type="checkbox"/>	Machine has been isolated and locked out		

Tractor

Compartment	Oil Type	Amounts (Litres)
Engine	15W-40	38 Litres
Transmission	30W	68 Litres
Filter List	Qty	Part Number
Engine Oil Filter	1	1R-1808
Primary Air Filter	1	6I-2507
Fuel Filter	1	1R-0762
Fuel Water Separator	1	326-1643
Cab Air Filter	1	268-6704
Cab Air Filter	1	259-3222
Scheduled Oil Sample	8	SOS003
Coolant Sample	1	SOS004
Hydraulic Oil Filter	2	1R-0732
Transmission Filter	1	1R-0773
Transmission breather	1	6G-0078

***Please see Trailer Oil & Filter List on next page**

Note: The electronic copy of this document is controlled. To ensure that other copies of this document are current, check the revision number and date against the compliance management database, Qudos

Prepared By: Troy Slorach Date: 31/08/2020 Approved By: Troy Slorach Date: 31/08/2020
 Rev. No: 1 Date Implemented: 31/08/2020



<u>Trailer</u>		
Compartment	Oil Type	Amount (Litres)
Engine	15W-40	30 Litres
Transmission	30W	53 litres
Filter List	Qty	Part Number
Engine Oil Filter	1	1R-1808
Primary Air Filter	1	6I-0274
Fuel Filter	1	1R-0762
Fuel Water Separator	1	326-1644
Scheduled Oil Sample	8	SOS003
Coolant Sample	1	SOS004
Hydraulic Oil Filter	1	343-4464
Transmission Oil Filter	1	343-4464

1000HR LUBE SERVICE - TRACTOR		INITIALS
SAMPLE:	Engine	DR
	Transmission	LS
	Differential	LS
	Hydraulic	✓
	Coolant	✓
	Final drive P1	LS
	Final drive P2	LS
	Final drive P3	LS
	Final drive P4	LS
CHANGE:		LS
	Engine oil	DR
	Engine oil filter	DR
	Primary air filter	DR
	Fuel filter	DR
	Cab air conditioner filters	LS
	Fuel water separator	DR

Note: The electronic copy of this document is controlled. To ensure that other copies of this document are current, check the revision number and date against the compliance management database, Qudos

Prepared By: Troy Slorach
Rev. No: 1

Date: 31/08/2020
Date Implemented: 31/08/2020

Approved By: Troy Slorach

Date: 31/08/2020

CHANGE:	
	Hydraulic oil filter
	Transmission oil filter
	Transmission oil
	Transmission breather
CLEAN:	
	Transmission screens
	Primary fuel screen
	Radiator and air conditioner condenser
	Batteries, terminals and battery box
	Air conditioner evaporator
	Torque converter scavenge screen
	Drain water from air tanks
	Drain water and sediment from fuel tank
CHECK:	
	Coolant level
	Hydraulic oil level
	Differential oil level
	Final drive oil levels

MAGNETIC PLUGS (If applicable) :						
OK - OK	P- PASTE		P1	P2	P3	P4
HP - HEAVY PASTE	LF - LIGHT FLAKES	HF - HEAVY FLAKES	OK	OK	OK	OK

GREASE:		INITIALS
	Check cushion hitch accumulator pressure	DR/LS
	Fill bulk grease tank	N/A
	Ejector floor rollers	LS
	Slack adjuster and brake S cams	DR
	All pins receiving grease	LS/DR

Note: The electronic copy of this document is controlled. To ensure that other copies of this document are current, check the revision number and date against the compliance management database, Qudos

Prepared By: Troy Slorach Date: 31/08/2020 Approved By: Troy Slorach Date: 31/08/2020
 Rev. No: 1 Date Implemented: 31/08/2020

1000HR LUBE SERVICE – TRAILER		
SAMPLE:		
	Engine	LS
	Transmission	LS
	Differential	DR
	Coolant	
	Final drive P1	LS
	Final drive P2	LS
	Final drive P3	LS
	Final drive P4	LS
CHANGE:		
	Engine oil	LS/DR
	Engine oil filters	DR
	Primary air filters	DC
	Fuel filters	LS
	Fuel Water Separator	LS
	Transmission Filter	LS
	Transmission oil	LS
CLEAN:		
	Transmission screens	LS
	Primary fuel screen	LS
	Radiator air conditioner condenser	LS
	Batteries and terminals	LS
	Torque converter scavenge screen	LS
	Drop box scavenge screen	LS
	Drain water from air tanks	LS
	Drain water and sediment from fuel tank	LS
CHECK:		
	Coolant level	LS
	Differential oil levels	DR
	Final drive oil levels	LS

Note: The electronic copy of this document is controlled. To ensure that other copies of this document are current, check the revision number and date against the compliance management database, Qudos

Prepared By: Troy Slorach Date: 31/08/2020 Approved By: Troy Slorach Date: 31/08/2020
 Rev. No: 1 Date Implemented: 31/08/2020

GREASE:	INITIALS
Rear brake actuators and S cams	
All pins receiving grease	

1000 HR MECHANICAL SERVICE

1. Machine is not safe, defect must be repaired
2. Defect found and recorded, machine safe to operate
3. Defect found and repaired
4. OK
5. Not applicable

CHECK:	1	2	3	4	5
Air conditioner – condition and operation				/	
Check and clear ECM faults				/	
Engine mount bolt torque				/	
No visible oil leaks				/	
Steering pump mount bolt torque				/	
Hydraulic pump mount bolt torque				/	
Steering (cylinders, valve and joints)				/	
Induction system for leaks and clamps for tightness				/	
Check cabin, dash screws, pedal rubber etc.				/	
All hoses for general condition and chaffing				/	
Fuel system for loose bolts and fittings				/	
Fuel line pipe support clamps				/	
Hydraulic system for damaged lines and loose fittings				/	
Engine mounts				/	
Transmission and diff mount bolts				/	
All panels and guards				/	
Exhaust leaks				/	
Frame for cracks – record on inspection sheet				/	
Retarder lever free play				/	
Remove covers and inspect brake linings				/	
Inspect fan and jockey pulley bearings				/	
Condition and tension of V belts / multi rib belts				/	
Radiator for debris (wash if necessary)				/	

Note: The electronic copy of this document is controlled. To ensure that other copies of this document are current, check the revision number and date against the compliance management database, Qudos

Prepared By: Troy Slorach Date: 31/08/2020 Approved By: Troy Slorach Date: 31/08/2020
 Rev. No: 1 Date Implemented: 31/08/2020

CHECK:	1	2	3	4	5
Cooling system hoses for condition and clamps for tightness				/	
Battery hold down clamps				/	
All points are receiving grease				/	
Check system voltages				/	
Inspect steering column mounting bracket welds				/	
Remove apron cylinder rod-end pin and inspect rod-end bearing				/	

CHECK: Tyre pressures					
P1	RADIAL	75PSI	P2	RADIAL	75PSI
SPEC:	NYLON	70PSI	SPEC:	NYLON	70PSI
P1	RADIAL	75PSI	P2	RADIAL	75PSI
ACTUAL:	NYLON		ACTUAL:	NYLON	
P3	RADIAL	70PSI	P4	RADIAL	70PSI
SPEC:	NYLON	70PSI	SPEC:	NYLON	70PSI
P3	RADIAL		P4	RADIAL	
ACTUAL:	NYLON	70PSI	ACTUAL:	NYLON	70PSI

SAFETY CHECK TO BE CARRIED OUT EVERY SERVICE					
NOTE: Boxes A - F are to be initialled by person carrying out safety checks. Every person carrying out these checks must also sign off Safety Check Sheet before the end of each shift.					
KEY:					
1. Machine is not safe , defect must be repaired					
2. Defect found and recorded, machine safe to operate					
3. Defect found and repaired					
4. OK					
5. Not applicable					
CHECK:	1	2	3	4	5
Service brake operation stall test				/	
Emergency brake				/	
Park brake operation				/	
Retarder operation				/	
Steering operation				/	
Seats – suspension adjustment/condition				/	

Note: The electronic copy of this document is controlled. To ensure that other copies of this document are current, check the revision number and date against the compliance management database, Qudos

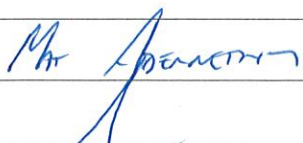
Prepared By: Troy Slorach Date: 31/08/2020 Approved By: Troy Slorach Date: 31/08/2020
 Rev. No: 1 Date Implemented: 31/08/2020

CHECK:	1	2	3	4	5
Seat belt – retainers and operation				/	
Doors				/	
Windows				/	
Mirrors				/	
Cab conditions				/	
Horns – air and electric				/	
Wipers				/	
Washer bottle full				/	
Gauges				/	
Audible alarm and warning lights				/	
Lights				/	
Reverse alarm				/	
Operation of emergency stops				/	
Two way radio operation				/	
Grab rails				/	
Steps				/	
Fire extinguishers – check condition and last service date:				/	
Fire suppression bottle charge date and condition					/
Tyre condition				/	
Wheel nuts				/	
Fuel leaks				/	
Pin retainers				/	
Accumulation of fuel, oil, grease etc. that may cause fire hazard				/	

Note: The electronic copy of this document is controlled. To ensure that other copies of this document are current, check the revision number and date against the compliance management database, Qudos

Prepared By: Troy Slorach Date: 31/08/2020 Approved By: Troy Slorach Date: 31/08/2020
 Rev. No: 1 Date Implemented: 31/08/2020

PLANT AND EQUIPMENT MAINTENANCE AND REPAIR REPORT

Date:	14-10-22		
Plant:	SL18 SEARCH		
Plant No:			
Location:	Dowling		
Machine Hours:	20733.9		
Details of Work:	CHANGE OUT FRONT PISTON WITH NEW MEDIUM MIT		
Report Completed By:	Mr Spence		
Signature:		Date:	14-10-22

Note: The electronic copy of this document is controlled. To ensure that other copies of this document are current, check the revision number and date against the compliance management database, Qudos



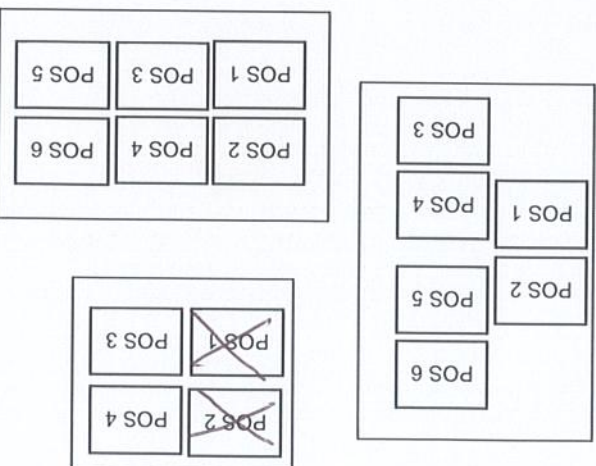
Plant ID:	SC18	Site:	Douglas	Tyre Fitter:	Dave	Model:	6276
Tyre Size:	33,25-29	Hours:		Kilometres:		Date:	11-4-25

Tyre and Rim Change

POS	Serial No.	Tread In	Tread Out	Rim No.	Make	Type	Spec	Service Code***	Tyre - Rim Off		Removal Reason Code**	Action Code*
									Rim No.	Make		
1	ADD8WDC698	30	32		YOKOHAMA	NYLON	4-67	A			RF	
2	ADD9WDC830	25	25		YOKOHAMA	NYLON	4-67	A			RF	
Tyre - Rim On												
POS	New or Used	Serial No.	Tread In	Tread Out	Rim No.	Make	Type	Spec	Pressure			
1	NEW	S3M00844	65MM	65MM		BRIDGESTONE	V-Steel		75PSI			
2	NEW	S3M001008	65MM	65MM					75PSI			

*Action Code		**Removal Reason Code	
A	Scrap	TCUT	Tread Rock cut & Penetration
B	Repair	IRRW	Irregular wear, spot wear, rapid wear
C	Further inspection	CBU	Ply cord/lacing break up
D	Return to mine site	SCUT	Sidewall/shoulder rock & penetration
E	Transfer to another site	BEAD	Bead burst, chaffer end separation, rim friction
F	Transfer from Supplier	FO	Foreign Object
G	Sold	ACCD	Fire, Chemical, rock ejector, loader bucket
H	Send for recap	SB	Shock burst, no evidence of rock cut
***Service Code			
A	Tyre rotation	SCK	Buttress crack, radial crack at shoulder area
B	Vehicle Maintenance	SWC	Sidewall crack
C	Due to rim problem	RO	Run out
D	Due to tyre problem	VAB	Pattern pitch vibration
E	Due to air leak	BDFT	Improper fitment
F	Tyre fitment	NA	Not applicable
G	Other reason	WO	Worn Out

Tyre and Rim Positions:



Note: The electronic copy of this document is controlled. To ensure that other copies of this document are current, check the revision number and date against the compliance management database. Qudos

Prepared By: David McInicol Date: 03/02/2020 Approved By: John Stokes Date: 03/02/2020

Rev. No: 2 Date Implemented: 03/02/2020

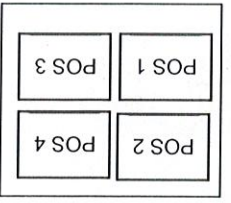
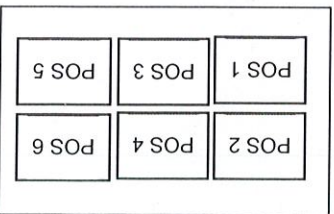
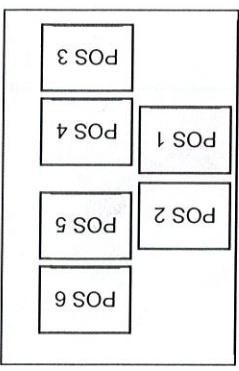


Plant ID:	SC18	Site:	Deans	Tyre and Rim Change
Tyre Size:	33.25-29	Hours:		Tyre Fitter:
				Kilometres:
				Model:
				Date:
				627
				8-2-23

POS	Serial No.	Tread In	Tread Out	Rim No.	Make	Type	Spec	Service Code***	Removal Reason Code**	Action Code*	
											Serial No.
2	VVF0312V7	20	22		Mitchell	XTS	W0	0	W0	A	
4	VV003108A	20	25		Mitchell	XTS	W0	0	W0	A	
Tyre - Rim On											
2	VSE0		23	25		Quiverstone	VSTE		W0	70	
4	VSE0		25	25		Quiverstone	VSTE		W0	70	

*Action Code		**Removal Reason Code									
A	Scrap	TCUT	Tread Rock cut & Penetration	CSPE	Rock cut Separation						
B	Repair	IRRW	Irregular wear, spot wear, rapid wear	PES	Ply turn up Separation						
C	Further Inspection	CBU	Ply cord/casing break up	BDCK	Bead gum chaffer cracking						
D	Return to mine site	SCUT	Sidewall/shoulder rock & penetration	CS	Ply cord separation						
E	Transfer to another site	BEAD	Bead burst, chaffer end separation, rim friction	ILS	Inner liner split or blister						
F	Transfer from Supplier	FO	Foreign Object	LOPG	Radial run out						
G	Sold	ACCD	Fire, Chemical, rock ejector, loader bucket	LT	Low tread						
H	Send for recap	SB	Shock burst, no evidence of rock cut	CB	Rock cut Burst						
***Service Code											
A	Tyre rotation	SWC	Buttress crack, radial crack at shoulder area	SCHD	Schedule Change						
B	Vehicle Maintenance	RO	Sidewall crack	TSEP	Tread Separation						
C	Due to rim problem	VIB	Run out	RF	Run flat						
D	Due to tyre problem	BDFT	Pattern pitch vibration	SIDE	Sidewall separation						
E	Due to air leak	NA	Improper fitment	HSEP	Heat separation						
F	Tyre fitment	WO	Not applicable	WO	Worn Out						
G	Other reason	WO	Worn Out	MATC	Matching						

Tyre and Rim Positions:



Note: The electronic copy of this document is controlled. To ensure that other copies of this document are current, check the revision number and date against the compliance management database, Qudos

Prepared By: David McNicol Date: 03/02/2020 Approved By: John Stokes Date: 03/02/2020

Rev. No: 2 Date Implemented: 03/02/2020

