

**Tyre and Rim Change**

Plant ID: UT81 Site: Bucary Tyre Fitter: Mr A Model: Car

Tyre Size: 22.5 Hours: 10 940 Kilometres: 167.22 Date: 16.1.22

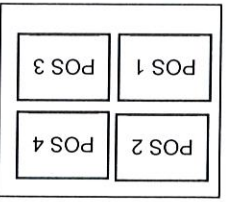
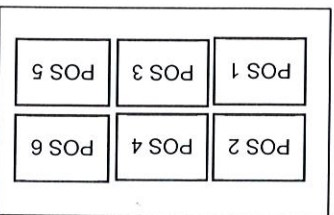
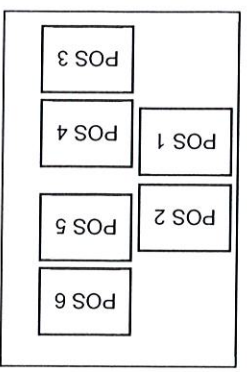
**Tyre - Rim Off**

POS	Serial No.	Tread In	Tread Out	Rim No.	Make	Type	Spec	Service Code****	Removal Reason Code**	Action Code*
5	X8V000425	50	20		Yokohama	Steel	MOA	D	W0	A1
6	W217421	24	26		Yokohama	W/Steel	MOA	D	W0	A1

**Tyre - Rim On**

POS	New or Used	Serial No.	Tread In	Tread Out	Rim No.	Make	Type	Spec	Pressure
5	NEW	X07W02952	25	25		Yokohama	MOA	MOA	60
6	NEW	X07W02954	25	25		Yokohama	MOA	MOA	60

**Tyre and Rim Positions:**



*Action Code		**Removal Reason Code	
A	Scrap	TCUT	Tread Rock cut & Penetration
B	Repair	IRRW	Irregular wear, spot wear, rapid wear
C	Further Inspection	CBU	Ply cord/casing break up
D	Return to mine site	SCUT	Sidewall/shoulder rock & penetration
E	Transfer to another site	BEAD	Bead burst, chaffer end separation, rim friction
F	Transfer from Supplier	FO	Foreign Object
G	Sold	ACCD	Fire, Chemical, rock ejector, loader bucket
H	Send for recap	SB	Shock burst, no evidence of rock cut
***Service Code		SCK	Buttress crack, radial crack at shoulder area
A	Tyre rotation	SWC	Sidewall crack
B	Vehicle Maintenance	RO	Run out
C	Due to rim problem	VIB	Pattern pitch vibration
D	Due to tyre problem	BDFI	Improper fitment
E	Due to air leak	NA	Not applicable
F	Tyre fitment	WO	Worn Out
G	Other reason	WO	Worn Out

Note: The electronic copy of this document is controlled. To ensure that other copies of this document are current, check the revision number and date against the compliance management database. Qudos

Prepared By: David McNicol Date: 03/02/2020 Approved By: John Stokes Date: 03/02/2020

Rev. No: 2 Date Implemented: 03/02/2020

**Tyre and Rim Change**

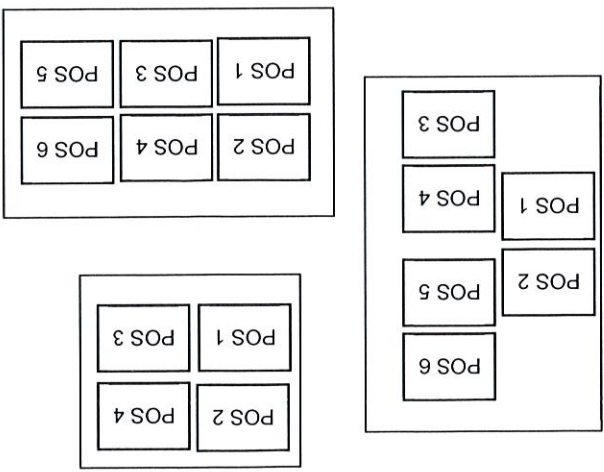
Plant ID: WT 81 Site: DOUGLDS Tyre Fitter: SCOTT / SOHN Model: CAT 740 3/1/2021

Tyre Size: 23.5R25 Hours: 10628 Kilometres: Tyre and Rim Change Date: 17/01/2021

POS	Serial No.	Tread		Rim No.	Make	Type	Spec	Service Code***	Removal Reason Code**	Action Code*
		In	Out							
4	703LTAL	22	22		1090	T332		E	SWC	A
<b>Tyre - Rim On</b>										
POS	New or Used	Serial No.	Tread In	Tread Out	Rim No.	Make	Type	Spec	Pressure	
4	USED	F80484468	27	27		BSTONE	VSTEEL		50 psi	

*Action Code		**Removal Reason Code	
A	Scrap	TCUT	Tread Rock cut & Penetration
B	Repair	IRRW	Irregular wear, spot wear, rapid wear
C	Further Inspection	CBU	Ply cord/lacing break up
D	Return to mine site	SCUT	Sidewall/shoulder rock & penetration
E	Transfer to another site	BEAD	Bead burst, chaffer end separation, rim friction
F	Transfer from Supplier	FO	Foreign Object
G	Sold	ACCD	Fire, Chemical, rock ejector, loader bucket
H	Send for recap	SB	Shock burst, no evidence of rock cut
***Service Code			
A	Tyre rotation	SCK	Buttress crack, radial crack at shoulder area
B	Vehicle Maintenance	SWC	Sidewall crack
C	Due to rim problem	RO	Run out
D	Due to tyre problem	VIB	Pattern pitch vibration
E	Due to air leak	BDFT	Improper fitment
F	Tyre fitment	NA	Not applicable
G	Other reason	WO	Worn Out

**Tyre and Rim Positions:**



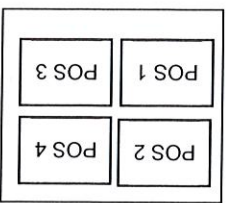
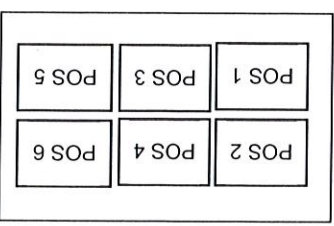
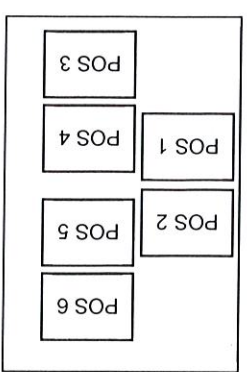
Plant ID:	4271	Site:	Boocars	Tyre Fitter:	Mr A	Model:	Car
Tyre Size:	27.5	Hours:	10990	Kilometres:		Date:	16.02.20

Tyre and Rim Change

POS	Serial No.	Tread In	Tread Out	Rim No.	Make	Type	Spec	Service Code***	Removal Reason Code**	Action Code*
2	59MC 0004	50	50		Dunlop	Ugreen	AD21	D	As	
4	F8V484468	25	25		Dunlop	Ugreen	AD21	D	As	
Tyre - Rim On										
2	New									
	594VDB556									
4	New									
	594VDB559									

Tyre and Rim Positions:

*Action Code		**Removal Reason Code	
A	Scrap	TCUT	Tread Rock cut & Penetration
B	Repair	IRRW	Irregular wear, spot wear, rapid wear
C	Further Inspection	CBU	Ply cord/casing break up
D	Return to mine site	SCUT	Sidewall/shoulder rock & penetration
E	Transfer to another site	BEAD	Bead burst, chaffer end separation, rim friction
F	Transfer from Supplier	FO	Foreign Object
G	Sold	ACCD	Fire, Chemical, rock ejector, loader bucket
H	Send for recap	SB	Shock burst, no evidence of rock cut
***Service Code			
A	Tyre rotation	SCK	Buttress crack, radial crack at shoulder area
B	Vehicle Maintenance	SWC	Sidewall crack
C	Due to rim problem	RO	Run out
D	Due to tyre problem	VIB	Pattern pitch vibration
E	Due to air leak	BDFT	Improper fitment
F	Tyre fitment	NA	Not applicable
G	Other reason	WO	Worn Out



Note: The electronic copy of this document is controlled. To ensure that other copies of this document are current, check the revision number and date against the compliance management database. Qudos  
 Prepared By: David McNicol Date: 03/02/2020 Approved By: John Stokes Date: 03/02/2020  
 Rev. No.: 2 Date Implemented: 03/02/2020

Date	Work Description	Plant No	Work Type
15/04/21	WT81 - torque wheels	WT81	Plant Maintenance Labour
15/04/21	WT81 - torque wheels	WT81	Plant Maintenance Labour
20/04/21	WT81 - wheel studs	WT81	Plant Maintenance Labour
20/04/21	WT81 - c/o wheel studs	WT81	Plant Maintenance Labour
20/04/21	WT81 - wheel studs	WT81	Plant Maintenance Labour
21/04/21	WT81 - wheel studs	WT81	Plant Maintenance Labour
21/04/21	WT81 - check suspension knock from pos 1	WT81	Plant Maintenance Labour
21/04/21	WT81 - c/o wheel studs & check suspension knock	WT81	Plant Maintenance Labour
23/04/21	WT81 - adjust sprays	WT81	Plant Maintenance Labour
23/04/21	WT81 - retorque wheels & fit hand piece	WT81	Plant Maintenance Labour
27/04/21	WT81 - hyd leak	WT81	Plant Maintenance Labour
27/04/21	WT81 - turbo repairs	WT81	Plant Maintenance Labour
27/04/21	WT81 - turbo failure	WT81	Plant Maintenance Labour
28/04/21	remove turbo & other components & inspect	WT81	MF - Maintenance Fitter
29/04/21	WT81 - aircon fault - re-route hose	WT81	MC - Maintenance Co-Ordinator
07/05/21	Drive line failure	WT81	MC - Maintenance Co-Ordinator
11/05/21	Repairs	WT81	MC - Maintenance Co-Ordinator
12/05/21	Drive line repairs	WT81	MC - Maintenance Co-Ordinator
12/05/21	Fit bolts in wishbone, suspension pads & tailshaft	WT81	MF - Maintenance Fitter
12/05/21	Replace A frame bearings & remove drive shaft	WT81	MF - Maintenance Fitter
14/05/21	Install Camera	WT81	MF - Maintenance Fitter
20/05/21	Electrica; Fault	WT81	MF - Maintenance Fitter
21/05/21	Electrical Fault	WT81	MF - Maintenance Fitter
24/05/21	Electrical Fault	WT81	LMF - Labour Maintenance Fitter
25/05/21	No Horn	WT81	MF - Maintenance Fitter
16/09/21	POS 4 Tyre	WT81	MC - Maintenance Co-Ordinator
16/09/21	POS 4 tyre change	WT81	MC - Maintenance Co-Ordinator
17/09/21	POS 4 Tyre	WT81	MF - Maintenance Fitter
17/09/21	POS 4 Tyre	WT81	MC - Maintenance Co-Ordinator
20/10/21	Water leak from tank	WT81	MC - Maintenance Co-Ordinator
15/11/21	Diagnose emergency steering fault	WT81	MC - Maintenance Co-Ordinator
02/12/21	Wire up radio	WT81	MC - Maintenance Co-Ordinator
12/01/22	Service	WT81	MF - Maintenance Fitter
12/01/22	C/O digital radio, power supply fault	WT81	MC - Maintenance Co-Ordinator
13/01/22	250 hr service	WT81	MF - Maintenance Fitter
14/01/22	Radio- defects/ oil filter hoses	WT81	MF - Maintenance Fitter
14/01/22	oil filter hoses	WT81	MF - Maintenance Fitter
14/01/22	C/O engine oil lines	WT81	MC - Maintenance Co-Ordinator
17/01/22	C/O Left hand Battery	WT81	MC - Maintenance Co-Ordinator
17/01/22	Fit signage	WT81	MC - Maintenance Co-Ordinator
20/01/22	F/drive Temps	WT81	MC - Maintenance Co-Ordinator
25/01/22	Jump Start	WT81	MC - Maintenance Co-Ordinator
01/02/22	Remove P2 from WT82 fit WT81	WT81	MC - Maintenance Co-Ordinator
01/02/22	Jump start	WT81	MC - Maintenance Co-Ordinator
02/02/22	Tyre	WT81	MF - Maintenance Fitter
02/02/22	Bring back from Pit 10 POS 6 tyre and rim	WT81	MC - Maintenance Co-Ordinator
09/02/22	Isolating Fault	WT81	MF - Maintenance Fitter
09/02/22	Isolation Fault -Troubleshoot	WT81	LMF - Labour Maintenance Fitter
14/02/22	Isolation fault	WT81	MF - Maintenance Fitter
17/02/22	Fit new mirror	WT81	MF - Maintenance Fitter
24/02/22	Drill and tap out holes. Fit guard	WT81	LMF - Labour Maintenance Fitter
25/02/22	Defects, wheel studs, fit wheel	WT81	LMF - Labour Maintenance Fitter
28/02/22	Tension P2 Studs	WT81	LMF - Labour Maintenance Fitter
02/03/22	Re-engineer cannon, fit and modify	WT81	MF - Maintenance Fitter
03/03/22	Modify and plumb up water cannon	WT81	MF - Maintenance Fitter
11/03/22	c/o Tyre	WT81	MF - Maintenance Fitter
11/03/22	c/o pos 3 tyre	WT81	MF - Maintenance Fitter
11/03/22	P3 tyre	WT81	MF - Maintenance Fitter
11/03/22	P3 tyre	WT81	MF - Maintenance Fitter
15/03/22	Wash for service	WT81	MF - Maintenance Fitter

16/03/22	1000hr service	WT81	MF - Maintenance Fitter
16/03/22	c/o POS 2 and 4 tyres	WT81	MF - Maintenance Fitter
16/03/22	Service	WT81	MF - Maintenance Fitter
16/03/22	Change out P2 and P4 tyre	WT81	MF - Maintenance Fitter
17/03/22	C/O tyres	WT81	MF - Maintenance Fitter
17/03/22	Tyres	WT81	MF - Maintenance Fitter
17/03/22	Tyres	WT81	MC - Maintenance Co-Ordinator
17/03/22	Tyres	WT81	MF - Maintenance Fitter
18/03/22	Movement checks, adjust tyre pressure	WT81	MF - Maintenance Fitter
18/03/22	Tyres	WT81	MF - Maintenance Fitter
24/03/22	Breakdown hoist hose/ remove and replace	WT81	MF - Maintenance Fitter
24/03/22	Breakdown hoist hose, clean and replace	WT81	MC - Maintenance Co-Ordinator
25/03/22	Water truck repairs, service	WT81	MF - Maintenance Fitter
28/03/22	Trace hoses for rear water pump	WT81	MF - Maintenance Fitter
11/04/22	Remove Pos 4 tyre/rim remove and inspect	WT81	MF - Maintenance Fitter
11/04/22	P4 hydraulic oil leak	WT81	MF - Maintenance Fitter
11/04/22	Pos 4 wheel end	WT81	MC - Maintenance Co-Ordinator
13/04/22	Repair Brake Issue	WT81	LMF - Labour Maintenance Fitter
14/04/22	Fit Pos 4 wheel end	WT81	MF - Maintenance Fitter
14/04/22	Pos 4 wheel end	WT81	MF - Maintenance Fitter
14/04/22	Pos 4 wheel end check over	WT81	MC - Maintenance Co-Ordinator
09/05/22	Reseal Pos 4 axle cover	WT81	MF - Maintenance Fitter
12/08/22	500hr Service	WT81	LMF - Labour Maintenance Fitter
16/08/22	Check over, Fit Estops & Fire Extinguisher	WT81	LMF - Labour Maintenance Fitter
27/09/22	Fabrication WT81 bracket	WT81	MF - Maintenance Fitter
27/09/22	Fit and plumb hose to rear of sprays	WT81	MF - Maintenance Fitter
27/09/22	Fit rear hose and tap	WT81	MF - Maintenance Fitter
03/10/22	Pit inspection	WT81	MC - Maintenance Co-Ordinator
06/10/22	Defects	WT81	MF - Maintenance Fitter
24/10/22	C/O Struts	WT81	MF - Maintenance Fitter
24/10/22	Strut Heights	WT81	MF - Maintenance Fitter
25/10/22	Strut Heights/ oil change	WT81	MF - Maintenance Fitter
26/10/22	Inspect POS 1 strut top up gas order parts	WT81	MF - Maintenance Fitter
27/10/22	Check strut height and PSI	WT81	MF - Maintenance Fitter
24/11/22	Rear waterpump	WT81	MF - Maintenance Fitter
25/11/22	Remove rear water pump	WT81	MF - Maintenance Fitter
07/12/22	Fit new water pump	WT81	MF - Maintenance Fitter
07/12/22	Jack measure suspension mounts/ movement checks	WT81	MF - Maintenance Fitter
07/12/22	Fit new rear water pump	WT81	MF - Maintenance Fitter
09/12/22	Suspension bags	WT81	MF - Maintenance Fitter
09/12/22	C/O suspension mount pads and tension	WT81	MF - Maintenance Fitter
09/12/22	C/O Park brake switch	WT81	MF - Maintenance Fitter
09/12/22	Suspension bags	WT81	MF - Maintenance Fitter
12/12/22	A frame bearing	WT81	MF - Maintenance Fitter
12/12/22	C/O center A frame bearing	WT81	MF - Maintenance Fitter
13/12/22	A-Frame bearing	WT81	MF - Maintenance Fitter
13/12/22	Remove dog bone and mounts heat and undo A-frame m	WT81	MF - Maintenance Fitter
13/12/22	Remove broken bolts	WT81	MF - Maintenance Fitter
13/12/22	C/O broken bolts	WT81	MF - Maintenance Fitter
13/12/22	Remove a-frame	WT81	MF - Maintenance Fitter
13/12/22	repiar a-frame	WT81	MF - Maintenance Fitter
14/12/22	Tension A-frame and dog bone bolts	WT81	MF - Maintenance Fitter
14/12/22	Tension A-frame and dog bone/ grease bearing	WT81	MF - Maintenance Fitter
14/12/22	A-frame repair	WT81	MF - Maintenance Fitter
16/12/22	Cannon	WT81	MF - Maintenance Fitter
16/12/22	Remove piping/ fit new piping/ mount for cannon	WT81	MF - Maintenance Fitter
19/12/22	Fabrication brackets cannon	WT81	MF - Maintenance Fitter
19/12/22	Remove cab trims to make mount for pump control	WT81	MF - Maintenance Fitter
19/12/22	Re wire reverse light/ run wires for cannon	WT81	MF - Maintenance Fitter
19/12/22	Fit bolts to pipe work, mount module/ run wires	WT81	MF - Maintenance Fitter
19/12/22	Cannon fittment	WT81	MF - Maintenance Fitter

20/12/22	Cannon control wiring	WT81	MF - Maintenance Fitter
20/12/22	Wiring for cannon control	WT81	MF - Maintenance Fitter
21/12/22	Wire up from cab to hitch	WT81	MF - Maintenance Fitter
11/01/23	Replace ball joint	WT81	LMF - Labour Maintenance Fitter
18/01/23	AC service	WT81	MF - Maintenance Fitter
01/02/23	Head light fault	WT81	MF - Maintenance Fitter
08/02/23	Defects- tail lights/ cannon	WT81	MF - Maintenance Fitter
08/02/23	Inspect cannon for complaint of not operations- OK	WT81	MF - Maintenance Fitter
09/02/23	Defects	WT81	MF - Maintenance Fitter
13/02/23	C/O Cannon	WT81	MF - Maintenance Fitter
14/02/23	Cannon Diaphragm	WT81	MF - Maintenance Fitter
22/02/23	250hr service	WT81	MF - Maintenance Fitter
22/02/23	250hr service	WT81	MF - Maintenance Fitter
22/02/23	250hr wet side service	WT81	MF - Maintenance Fitter
22/02/23	Service	WT81	MF - Maintenance Fitter
23/02/23	250hr service	WT81	MF - Maintenance Fitter
23/02/23	250hr service	WT81	MF - Maintenance Fitter
23/02/23	Service	WT81	MF - Maintenance Fitter
23/02/23	Workshop checks WT81	WT81	MF - Maintenance Fitter
24/02/23	Refit wiper arm	WT81	MF - Maintenance Fitter
27/02/23	C/O uni from drop box to front diff	WT81	LMF - Labour Maintenance Fitter
27/02/23	Defects	WT81	MF - Maintenance Fitter
27/02/23	Checklist	WT81	LMF - Labour Maintenance Fitter
03/03/23	250hr service	WT81	MF - Maintenance Fitter
03/03/23	Check window washers and found faulty motors	WT81	MF - Maintenance Fitter
06/03/23	Check Accumulator pressure	WT81	MF - Maintenance Fitter
06/03/23	Fit wiper washer motor/ fit bolts to covers/ test	WT81	MF - Maintenance Fitter
20/03/23	C/O radiator mounts	WT81	MF - Maintenance Fitter
20/03/23	Rectify wiper fault- unblock & Diagnose	WT81	MF - Maintenance Fitter
20/03/23	Remove old radiator/ fit new	WT81	MF - Maintenance Fitter
21/03/23	C/O indicator stalk test -ok	WT81	MF - Maintenance Fitter
24/03/23	Defect hydraulic hose	WT81	MF - Maintenance Fitter
24/03/23	Inspect hydraulic leak in hitch wash up and repair	WT81	MF - Maintenance Fitter
04/04/23	hydraulic hose/ hitch	WT81	MF - Maintenance Fitter
04/04/23	Inspect/ clean hitch leak, diagnose hose	WT81	MF - Maintenance Fitter
04/04/23	Oil leak at back cab	WT81	MF - Maintenance Fitter
05/04/23	Hydraulic hose	WT81	MF - Maintenance Fitter
06/04/23	Top up oil wash down	WT81	MF - Maintenance Fitter
06/04/23	Make and fit new hose under radiator	WT81	MF - Maintenance Fitter
03/05/23	C/O wahs down hose on rear tank	WT81	MF - Maintenance Fitter
09/05/23	Suspension Cylinders Front	WT81	MF - Maintenance Fitter
09/05/23	Diagnose wipers- found faulty relay	WT81	MF - Maintenance Fitter
09/05/23	Fit new fittings and taps to rear	WT81	MF - Maintenance Fitter
09/05/23	Check Strut height and pressure/ re oil	WT81	MF - Maintenance Fitter
10/05/23	Suspension cylinders	WT81	MF - Maintenance Fitter
10/05/23	Change left hand strut with oil	WT81	MF - Maintenance Fitter
10/05/23	Fit new valve to strut and change with oil	WT81	MF - Maintenance Fitter
10/05/23	Charge strut with nitrogen and set hitch,	WT81	MF - Maintenance Fitter
10/05/23	Found nitrogen valve on top of strut leaking	WT81	MF - Maintenance Fitter
11/05/23	Defects	WT81	MF - Maintenance Fitter
11/05/23	C/O Fill valve in strut, gas up to correct height	WT81	MF - Maintenance Fitter
23/05/23	C/O Water level tube	WT81	MF - Maintenance Fitter
04/07/23	Re-position and tension hose clamps	WT81	MF - Maintenance Fitter
23/08/23	Check over	WT81	MF - Maintenance Fitter
23/08/23	Repair front wiper, cabin work light, reverse ligh	WT81	MF - Maintenance Fitter
06/09/23	Troubleshoot fault codes, order parts	WT81	MF - Maintenance Fitter
11/09/23	Troubleshoot fault codes, sensor fault	WT81	MF - Maintenance Fitter
12/09/23	Start fault	WT81	MF - Maintenance Fitter
13/09/23	Organise parts fill tank, check pump	WT81	MF - Maintenance Fitter
19/09/23	Troubleshoot pump front, rmv w/pump, int new	WT81	MF - Maintenance Fitter
19/09/23	Rplc water pump	WT81	MF - Maintenance Fitter

21/09/23	Fabrication shim for waterpump	WT81	MF - Maintenance Fitter
21/09/23	Disassemble water pump	WT81	MF - Maintenance Fitter
27/09/23	Inspect air con	WT81	MF - Maintenance Fitter
02/10/23	Water pump	WT81	MF - Maintenance Fitter
02/10/23	Failed water pump	WT81	MF - Maintenance Fitter
03/10/23	Install pump and drive motor, install covers	WT81	MF - Maintenance Fitter
03/10/23	Defects/ fabrication	WT81	MF - Maintenance Fitter
03/10/23	Water pump failure	WT81	MF - Maintenance Fitter
05/10/23	Pump removal/ change out	WT81	MF - Maintenance Fitter
06/10/23	Replace water pump	WT81	MF - Maintenance Fitter
06/10/23	Replace water pump	WT81	MF - Maintenance Fitter
12/10/23	Replace pump cradle	WT81	MF - Maintenance Fitter
13/10/23	A/C Service	WT81	MF - Maintenance Fitter
18/10/23	Repair weld fitting on water pump	WT81	MF - Maintenance Fitter
18/10/23	Repair leaking suction pipe	WT81	MF - Maintenance Fitter
18/10/23	Replace throttle pedal and thermostate	WT81	MF - Maintenance Fitter
24/10/23	Diagnose cannon fault	WT81	MF - Maintenance Fitter
26/10/23	Diagnose Brake fault	WT81	MF - Maintenance Fitter
01/11/23	Cannon motors	WT81	MF - Maintenance Fitter
02/11/23	Fit cannon motors	WT81	MF - Maintenance Fitter
09/11/23	Jump start and wash	WT81	MF - Maintenance Fitter
13/11/23	Hyd fault	WT81	MF - Maintenance Fitter
13/11/23	Diagnose spray fault	WT81	MF - Maintenance Fitter
14/11/23	500hr service	WT81	MF - Maintenance Fitter
14/11/23	500hr Service	WT81	MF - Maintenance Fitter
15/11/23	Defects	WT81	MF - Maintenance Fitter
17/11/23	Oil pressure fault	WT81	MF - Maintenance Fitter
17/11/23	Solenoid fault	WT81	MF - Maintenance Fitter
29/11/23	Oil pressure sensor C/O solenoid	WT81	MF - Maintenance Fitter
01/12/23	Troubleshoot datat link fault	WT81	MF - Maintenance Fitter
05/12/23	Trouble shoot cannon fault	WT81	MF - Maintenance Fitter
07/12/23	troubleshoot cannon fault/ repair	WT81	MF - Maintenance Fitter
13/12/23	install key ways in cannon and test	WT81	MF - Maintenance Fitter
13/12/23	Check data link fault, clear rocks,	WT81	MF - Maintenance Fitter
08/01/24	not starting/ E- stop	WT81	MC - Maintenance Co-Ordinator
09/01/24	Defects/ cert form	WT81	MC - Maintenance Co-Ordinator
09/01/24	Defects/ washers	WT81	MF - Maintenance Fitter
10/01/24	Oil leaks	WT81	MC - Maintenance Co-Ordinator
15/01/24	Steering fault/ Hydraulic hoses	WT81	MC - Maintenance Co-Ordinator
16/01/24	Hoses and parts	WT81	MC - Maintenance Co-Ordinator
17/01/24	Spray repairs, Certification form	WT81	MC - Maintenance Co-Ordinator
18/01/24	Strip clean and rebuild water pumps	WT81	MC - Maintenance Co-Ordinator
25/01/24	Coolant leak, wash, parts	WT81	MC - Maintenance Co-Ordinator
29/01/24	Defects, re seal cab lift ram/ heater hoses	WT81	MF - Maintenance Fitter
07/02/24	Drain water tank and disassemble water pump	WT81	MC - Maintenance Co-Ordinator
08/02/24	Water pump fitment/ test	WT81	MC - Maintenance Co-Ordinator
13/02/24	Strip blu pumps	WT81	MF - Maintenance Fitter
14/02/24	Reco Blue pumps	WT81	MF - Maintenance Fitter
15/02/24	Reco Blue pumps	WT81	MF - Maintenance Fitter
21/02/24	250hr service	WT81	MF - Maintenance Fitter
21/02/24	250hr service/ defects	WT81	MF - Maintenance Fitter
22/02/24	Wash machine	WT81	MF - Maintenance Fitter
26/02/24	Blue pump repairs	WT81	MF - Maintenance Fitter
27/02/24	Fabricate step/ habnd rails installation	WT81	MF - Maintenance Fitter
27/02/24	Blue pump rebuild	WT81	MF - Maintenance Fitter
05/03/24	Electrical fault/ dash dropping out	WT81	MF - Maintenance Fitter
06/03/24	Cannon fault	WT81	MC - Maintenance Co-Ordinator
08/03/24	Defects- fabricate handrails	WT81	MF - Maintenance Fitter
13/03/24	Reduce hydraulic pressure	WT81	MF - Maintenance Fitter
13/03/24	Test pump speed, free up and adjust	WT81	MC - Maintenance Co-Ordinator
28/03/24	Fill workshop watertank	WT81	MF - Maintenance Fitter

17/04/24	Window track	WT81	MF - Maintenance Fitter
02/05/24	Diagnose park brake fault	WT81	MC - Maintenance Co-Ordinator
30/05/24	Defects	WT81	MF - Maintenance Fitter
30/05/24	Das cluster fault/ inspection	WT81	MC - Maintenance Co-Ordinator
31/05/24	Swap dash clusters WT81-WT82	WT81	MC - Maintenance Co-Ordinator
13/06/24	Adjust pump speed	WT81	MF - Maintenance Fitter
13/06/24	Adjust water pump speed	WT81	MC - Maintenance Co-Ordinator
09/07/24	Tyre Pressure / nw tap and holder pressure hose	WT81	MF - Maintenance Fitter
22/07/24	Cannon fault	WT81	MF - Maintenance Fitter
22/07/24	Inspect water cannon	WT81	MF - Maintenance Fitter
30/08/24	Test charge system and order batteries	WT81	MF - Maintenance Fitter
02/09/24	Replace batteries, test, check, install gaurds/cov	WT81	MF - Maintenance Fitter
02/09/24	Replace batteries	WT81	MF - Maintenance Fitter
20/09/24	Drain and fill rear diff	WT81	MF - Maintenance Fitter
07/10/24	organise second hand cluster gauge unit	WT81	MF - Maintenance Fitter
15/10/24	2000hr Service	WT81	MF - Maintenance Fitter
15/10/24	2000hr Service	WT81	MF - Maintenance Fitter
16/10/24	2000hr Service,	WT81	MF - Maintenance Fitter
16/10/24	Inspect cannon and drive motors	WT81	MF - Maintenance Fitter
16/10/24	2000 Svc	WT81	MF - Maintenance Fitter
21/10/24	remove and insall gauge cluster	WT81	MF - Maintenance Fitter
18/11/24	Replace boost clamps	WT81	MF - Maintenance Fitter
22/11/24	Fitting installed for water hose	WT81	MF - Maintenance Fitter
22/11/24	Hydraulic hose- repairs for pump	WT81	MF - Maintenance Fitter
02/12/24	Adjust park brake	WT81	MF - Maintenance Fitter
13/12/24	Inspect cannon/ parts	WT81	MF - Maintenance Fitter
16/12/24	Certification Form	WT81	MF - Maintenance Fitter
20/01/25	Cannon wiring, drive motors	WT81	MF - Maintenance Fitter
22/01/25	Repair headlights	WT81	MF - Maintenance Fitter
23/01/25	Defects	WT81	MF - Maintenance Fitter
28/01/25	Defect list	WT81	MF - Maintenance Fitter
30/01/25	Perform 250hr service	WT81	MF - Maintenance Fitter
30/01/25	Service	WT81	MF - Maintenance Fitter
04/02/25	Remove hand rail, welup, repair and install	WT81	MF - Maintenance Fitter
06/02/25	defects and wrap hydraulic hoses	WT81	MF - Maintenance Fitter
07/02/25	Electrical fault, order parts	WT81	MF - Maintenance Fitter
10/02/25	Check spray switch's	WT81	MF - Maintenance Fitter
26/02/25	Clean out magnum spray heads	WT81	MF - Maintenance Fitter
12/03/25	Troubleshoo wiring fault	WT81	MF - Maintenance Fitter
12/03/25	Test spray bar magnums, disassemble, adjust	WT81	MF - Maintenance Fitter
20/03/25	Troubleshoot/ repair centre spray fault	WT81	MF - Maintenance Fitter
27/03/25	Air con fault	WT81	MF - Maintenance Fitter
01/04/25	Repair A/C - not working	WT81	MF - Maintenance Fitter
02/04/25	Revolving light wiring	WT81	MF - Maintenance Fitter
08/04/25	Fuel primer, check fuel system	WT81	MF - Maintenance Fitter
23/04/25	Disassemble final and hub	WT81	MF - Maintenance Fitter
02/05/25	Inspect brake pad depth remove Pos 1 wheel	WT81	MF - Maintenance Fitter
05/05/25	Install tyre Pos 1	WT81	MF - Maintenance Fitter
05/05/25	P1 brake repairs	WT81	MF - Maintenance Fitter
07/05/25	Fill truck - Fill tank at workshop	WT81	MF - Maintenance Fitter
16/05/25	Install and test handpiece- radio	WT81	MF - Maintenance Fitter
20/05/25	Perform 500hr service	WT81	MF - Maintenance Fitter
21/05/25	Perform 500hr service	WT81	MF - Maintenance Fitter
21/05/25	500hr service	WT81	MF - Maintenance Fitter
26/05/25	Coolant leak diagnose- repair	WT81	MF - Maintenance Fitter
28/05/25	Seat fault	WT81	MF - Maintenance Fitter
12/06/25	Defects	WT81	MF - Maintenance Fitter
07/07/25	Defects, top up fluids	WT81	MF - Maintenance Fitter
07/07/25	Check over/ top up levels	WT81	MF - Maintenance Fitter
07/07/25	Defects	WT81	MF - Maintenance Fitter
24/07/25	Check over, check brake pads	WT81	MF - Maintenance Fitter

04/08/25	Perform service, machine defects	WT81	MF - Maintenance Fitter
04/08/25	Inspection and defects	WT81	MF - Maintenance Fitter
18/08/25	Machine defects, Hyd hoses	WT81	MF - Maintenance Fitter
18/08/25	Check brakes POS 1 and 2 remove wheels	WT81	MF - Maintenance Fitter
18/08/25	Remove Rim and tyre, inspected brakes refit	WT81	MF - Maintenance Fitter
21/08/25	Removed old head unit	WT81	MF - Maintenance Fitter
22/08/25	Finished off radio install	WT81	MF - Maintenance Fitter
08/09/25	Final drive, dup cone seals, brakes	WT81	MF - Maintenance Fitter
08/09/25	Wash and remove brakes	WT81	MF - Maintenance Fitter
08/09/25	Replace wheel end	WT81	MF - Maintenance Fitter
09/09/25	Wheel end disassemble	WT81	MF - Maintenance Fitter
09/09/25	Brake and disc removal + remove bearings	WT81	MF - Maintenance Fitter
09/09/25	Clean all components for re assemble	WT81	MF - Maintenance Fitter
10/09/25	Prepare all components/ fit new brake pads	WT81	MF - Maintenance Fitter
15/09/25	Install wheel end/ Assembl final drive	WT81	MF - Maintenance Fitter
15/09/25	Fit new bearings to wheel end/ Wheel end assemble	WT81	MF - Maintenance Fitter
15/09/25	Diagnose brake caliper leak	WT81	MF - Maintenance Fitter
17/09/25	Install bearing cups, seals, disc, torque bolts,	WT81	MF - Maintenance Fitter
17/09/25	Re sealed brake caliper testedbrake	WT81	MF - Maintenance Fitter
17/09/25	Removed P2 final drive assembly to re seal and rep	WT81	MF - Maintenance Fitter
18/09/25	Assembly final drive, install wheel, torque bolts,	WT81	MF - Maintenance Fitter
18/09/25	Re assemble P2 wheel end assembly	WT81	MF - Maintenance Fitter
18/09/25	Re fit Wheel and test drive	WT81	MF - Maintenance Fitter
28/10/25	Check spray bar heads	WT81	MF - Maintenance Fitter
05/11/25	Cert form check over	WT81	MF - Maintenance Fitter
05/11/25	Cert form	WT81	MF - Maintenance Fitter
07/11/25	Troubleshoot cannonn fault	WT81	MF - Maintenance Fitter
07/11/25	Water cannon fault	WT81	MF - Maintenance Fitter
11/11/25	Electrical fault- cannon	WT81	MF - Maintenance Fitter
08/12/25	Water spray jet	WT81	MF - Maintenance Fitter
	WT81- Water cannons do not work		
	WT81- Complete Plant cert form		
	WT81- AC blowing out hot air		
	WT81 - air con blowing hot air		
	WT81- Inspect and Maintain Air con system		

**Accident Prevention**  
 Read and understand safety warning in the operation and maintenance manual  
 Have you completed a take 2?  
 Have your job circumstances change since completing your take 2?

**730 / 740 Articulated Dump Truck 250 Hour Service Sheet**

<b>Date:</b>	21.2.24	<b>Name:</b>	Jim Dignan
<b>Plant ID:</b>	WT 81	<b>Service Type:</b>	250 Hour
		<b>Machine Hours:</b>	11,745
<input checked="" type="checkbox"/>	Machine has been cleaned prior to commencement of service?		
<input checked="" type="checkbox"/>	Machine has been positioned on flat level ground		
<input checked="" type="checkbox"/>	All implements have been lowered		
<input checked="" type="checkbox"/>	Machine has been isolated and locked out		

Compartment	Oil Type
Engine	15W-40
Transmission	30W
Hydraulics	10W
Steering	10W
Brakes	10W
Radiator	Cat Extended Life Coolant
Differential Front	60W
Differential Middle	60W
Differential Rear	60W
Final Drive P1	60W
Final Drive P2	60W
Final Drive P3	60W
Final Drive P4	60W
Final Drive P5	60W
Final Drive P6	60W
Transfer Gears	30W

*Note: The electronic copy of this document is controlled. To ensure that other copies of this document are current, check the revision number and date against the compliance management database, Qudos*

SAMPLE		INITIALS
	Engine	JJ
	Transmission	JJ
CHANGE		
	Engine oil	JJ
	Engine oil filters	JJ
	Fuel filters	JJ
	Primary air filters	JJ
	Cab air conditioner filters	JJ
CLEAN		
	Engine breather	JJ
	Primary fuel screen	JJ
	Transmission screens	JJ
	Transmission breather	JJ
	Differential housing breather	JJ
	Batteries and terminals	JJ
CHECK		
	Daily service	
	Transmission oil level	JJ
	Transfer gear oil level	JJ
	Differential oil levels	JJ
	Final drive oil levels	JJ
	Front wheel hub oil levels	-
	Hydraulic oil levels	JJ
	Coolant level	JJ
	Drain water from air tanks	JJ
	Drain water and sediment from fuel tank	JJ
	Battery cable	JJ
	Battery electrolyte level	JJ
	Park brake accumulator pressure	JJ
	Service brake accumulator pressure	JJ
	Steering accumulator pressure	JJ

Note: The electronic copy of this document is controlled. To ensure that other copies of this document are current, check the revision number and date against the compliance management database, Qudos

Prepared By: David McNicol      Date: 16/06/2021      Approved By: John Stokes      Date: 16/06/2021  
 Rev. No: 4      Date Implemented: 16/06/2021

GREASE					
	Fan hub and jockey pulley (HAND GUN ONLY) (DO NOT USE MINE GREASE)			N/A	
	Driveshaft splines and universal joints (HAND GUN ONLY) (DO NOT USE MINE GREASE)			✓	
	Universal joints			✓	
	Articulation hitch bearings				
	Fill bulk auto grease tank			✓	
250HR MECHANICAL CHECK:		1	2	3	4
	<b>KEY FOR COLUMNS:</b> 1. Defect found and repaired 2. Defect on machine, machine still OK 3. OK 4. Not applicable				
		1	2	3	4
	Condition and tension of V belts			✓	
	Suspension Condition			✓	
	Suspension mounting bolts including A-Frame bolts			✓	
	Universal joints for wear			✓	
	Articulation hitch bearing for movement			✓	
	Articulation cylinder pin wear			✓	
	Operation of hydraulic controls			✓	
	Air conditioner – condition and operation			✓	
	Frame and attachments for cracks			✓	
	Fuel system for loose bolts and fittings			✓	
	Fuel line supply support clamps			✓	
	Hydraulic system for damaged lines and loose fittings			✓	
	All hoses for general conditions and chaffing			✓	
	Cooling system hoses for conditions and clamps for tightness			✓	
	Induction system for leaks and clamps for tightness			✓	
	Engine mounts			✓	
	Transmission mounts			✓	
	Retarder lever free play				
	Exhaust system for leaks, clamps and bolts for tightness			✓	
	Radiator for debris (wash if necessary)			✓	
	Engine shutdown system			✓	
	Operation of park brake interlock				

Note: The electronic copy of this document is controlled. To ensure that other copies of this document are current, check the revision number and date against the compliance management database, Qudos

Suspension cylinder heights (adjust if necessary)				✓
All points are receiving grease				✓

**CHECK:**

Tyre Pressures

	POS 1	POS 2	POS 3
Actual:	70	70	70
Adjusted:			
	POS 4	POS 5	POS 6
Actual:	70	70	70
Adjusted:			

Magnetic plug conditions\*

<del>HP</del> P1	P	<del>LF</del> P3	P	P5	OK
<del>HP</del> P2	P	<del>LF</del> P4	P	P6	OK

**\*LEGEND:**

OK – OK    P – Paste    HP – Heavy Paste    LF – Light Flakes    HF – Heavy Flakes (return to foreman)

**SAFETY CHECK TO BE CARRIED OUT EVERY SERVICE**

**NOTE:** Boxes A - F are to be initialled by person carrying out safety checks.

Every person carrying out these checks **must** also sign off Safety Check Sheet before the end of each shift.

**KEY:**


- A. **Machine is not safe**, defect must be repaired
- B. Defect found, authorisation required before returning to work
- C. Defect found and recorded, machine safe to operate
- D. Defect found and repaired
- E. OK
- F. Not applicable

CHECK:	A	B	C	D	E	F
Service brake operation stall test (SPEC: must hold at 1200 RPM)					✓	
Emergency brake test (SPEC: must hold at 1200 RPM)					✓	
Park brake operation test (SPEC: must hold at 1200 RPM)					✓	
Retarder operation					✓	
Steering operation					✓	
Emergency steering operation					✓	
Seats – suspension adjustment/condition					✓	
Seat belt – retainers and operation					✓	

*Note: The electronic copy of this document is controlled. To ensure that other copies of this document are current, check the revision number and date against the compliance management database, Qudos*





 GARRAWAYGROUP	Integrated Management System	Quality Form	Document No.MAF0088	730 / 740 Articulated Dump Truck 250 Hour Service Sheet	Page 7 of 7
--	------------------------------	--------------	---------------------	---	-------------

*Note: The electronic copy of this document is controlled. To ensure that other copies of this document are current, check the revision number and date against the compliance management database, Qudos*

Prepared By: David McNicol      Date: 16/06/2021      Approved By: John Stokes      Date: 16/06/2021  
Rev. No: 4      Date Implemented: 16/06/2021



**Accident Prevention**

Read and understand safety warning in the operation and maintenance manual  
 Have you completed a take 2?  
 Have your job circumstances change since completing your take 2?

**730 / 740 Articulated Dump Truck 2000 Hour Service Sheet**

<b>Date:</b>	15/10/24	<b>Name:</b>	LUCAS + DION		
<b>Plant ID:</b>	WT 81	<b>Service Type:</b>	2000 Hour	<b>Machine Hours:</b>	11994 hrs
<input checked="" type="checkbox"/>	Machine has been cleaned prior to commencement of service?				
<input checked="" type="checkbox"/>	Machine has been positioned on flat level ground				
<input checked="" type="checkbox"/>	All implements have been lowered				
<input checked="" type="checkbox"/>	Machine has been isolated and locked out				

Compartment	Oil Type
Engine	15W-40 ✓
Transmission	30W ✓
Hydraulics	10W ✓
Steering	10W ✓
Brakes	10W ✓
Radiator	Cat Extended Life Coolant
Differential Front	60W ✓
Differential Middle	60W ✓
Differential Rear	60W ✓
Final Drive P1	60W ✓
Final Drive P2	60W ✓
Final Drive P3	60W ✓
Final Drive P4	60W ✓
Final Drive P5	60W ✓
Final Drive P6	60W ✓
Transfer Gears	30W ✓

*Note: The electronic copy of this document is controlled. To ensure that other copies of this document are current, check the revision number and date against the compliance management database, Qudos*

Prepared By: David McNicol      Date: 16/06/2021      Approved By: John Stokes      Date: 16/06/2021  
 Rev. No: 5      Date Implemented: 16/06/2021

SAMPLE		INITIALS
	Engine	DR
	Transmission	DR
	Hydraulic	LS
	Transfer gears	LS
	Differential	LS
	Final drives	LS
	Coolant	LS
CHANGE		
	Engine oil	DR
	Engine oil filters	DR
	Fuel filters	DR
	Transmission oil	DR
	Transmission filter	DR
	Transfer gear oil	LS
	Hydraulic oil	LS
	Hydraulic filter	LS
	Hydraulic tank breather	LS
	Primary air filters	DR
	Secondary air filters	DR
	Cab air conditioner filters	DR
	Air dryer desiccant	N/A
CLEAN		
	Engine breather	DR
	Primary fuel screen	DR
	Transmission screens	DR
	Transmission breather	DR
	Diff housing breather	LS
	Batteries and terminals	LS
	Cooling system relief valve	LS
CHECK		
	Daily service	LS
	Coolant level	LS
	Drain water from air tanks	N/A
	Drain water and sediment from fuel tank	DR

Note: The electronic copy of this document is controlled. To ensure that other copies of this document are current, check the revision number and date against the compliance management database, Qudos

Prepared By: David McNicol    Date: 16/06/2021    Approved By: John Stokes    Date: 16/06/2021  
 Rev. No: 5    Date Implemented: 16/06/2021

	Battery cable				LS			
	Battery electrolyte level				LS			
	ROP's				LS			
	Injector adjustment				LS			
	Valve clearances				LS			
	Park brake accumulator pressure				LS			
	Service brake accumulator pressure				LS			
	Steering accumulator pressure				LS			
<b>GREASE</b>								
	Fan hub and jockey pulley (HAND GUN ONLY) (DO NOT USE MINE GREASE)				N/A			
	Driveshaft splines and universal joints (HAND GUN ONLY) (DO NOT USE MINE GREASE)				LS			
	Universal joints				LS			
	Articulation hitch bearings				LS			
	Fill bulk auto grease tank				N/A			
<b>2000HR MECHANICAL CHECK:</b>					<b>1</b>	<b>2</b>	<b>3</b>	<b>4</b>
	<b>KEY FOR COLUMNS:</b>							
	1. Defect found and repaired							
	2. Defect on machine, machine still OK							
	3. OK							
	4. Not applicable							
					<b>1</b>	<b>2</b>	<b>3</b>	<b>4</b>
	Condition and tension of V belts						✓	
	Suspension Condition						✓	
	Suspension mounting bolts including A-Frame bolts						✓	
	Universal joints for wear						✓	
	Articulation hitch bearing for movement						✓	
	Articulation cylinder pin wear						✓	
	Operation of hydraulic controls						✓	
	Air conditioner – condition and operation						✓	
	Frame and attachments for cracks						✓	
	Fuel system for loose bolts and fittings						✓	
	Fuel line supply support clamps						✓	
	Hydraulic system for damaged lines and loose fittings						✓	
	All hoses for general conditions and chaffing						✓	
	Cooling system hoses for conditions and clamps for tightness						✓	

Note: The electronic copy of this document is controlled. To ensure that other copies of this document are current, check the revision number and date against the compliance management database, Qudos

Prepared By: David McNicol    Date: 16/06/2021    Approved By: John Stokes    Date: 16/06/2021  
 Rev. No: 5    Date Implemented: 16/06/2021



	Induction system for leaks and clamps for tightness			/	
	Engine mounts			/	
	Transmission mounts			/	
	Retarder lever free play			/	
	Exhaust system for leaks, clamps and bolts for tightness			/	
	Radiator for debris (wash if necessary)			/	
	Engine shutdown system			/	
	Operation of park brake interlock			/	
	Suspension cylinder heights (adjust if necessary)			/	
	All points are receiving grease			/	
	Fan hub and jockey pulley bearings for excessive movement			/	
	Cab mounts			/	

**CHECK:**

Tyre Pressures

	POS 1	POS 2	POS 3
Actual:	65	65	65
Adjusted:	-	-	-
	POS 4	POS 5	POS 6
Actual:	65	65	65
Adjusted:	-	-	-

Magnetic plug conditions\*

RHF	OK	LHF	OK
RHR	OK	LHR	OK

**\*LEGEND:**

- OK – OK
- P – Paste
- HP – Heavy Paste
- LF – Light Flakes
- HF – Heavy Flakes (return to foreman)

*Note: The electronic copy of this document is controlled. To ensure that other copies of this document are current, check the revision number and date against the compliance management database, Qudos*

**SAFETY CHECK TO BE CARRIED OUT EVERY SERVICE**

**NOTE:** Boxes A - F are to be initialled by person carrying out safety checks.

Every person carrying out these checks **must** also sign off Safety Check Sheet before the end of each shift.

**KEY:**

- A. **Machine is not safe**, defect must be repaired
- B. Defect found, authorisation required before returning to work
- C. Defect found and recorded, machine safe to operate
- D. Defect found and repaired
- E. OK
- F. Not applicable

<b>CHECK:</b>	A	B	C	D	E	F
Service brake operation stall test (SPEC: must hold at 1200 RPM)					/	
Emergency brake test (SPEC: must hold at 1200 RPM)					/	
Park brake operation test (SPEC: must hold at 1200 RPM)					/	
Retarder operation					/	
Steering operation					/	
Emergency steering operation					/	
Seats – suspension adjustment/condition					/	
Seat belt – retainers and operation					/	
Doors					/	
Windows					/	
Mirrors					/	
Cab condition					/	
Horns – air and electric					/	
Wipers					/	
Washer bottle full					/	
Gauges					/	
Audible alarm and warning lights					/	
Lights					/	
Reverse alarm					/	
Operation of emergency stops					/	
Two way radio operation					/	

*Note: The electronic copy of this document is controlled. To ensure that other copies of this document are current, check the revision number and date against the compliance management database, Qudos*

Prepared By: David McNicol      Date: 16/06/2021      Approved By: John Stokes      Date: 16/06/2021  
 Rev. No: 5      Date Implemented: 16/06/2021



 GARRAWAYGROUP	Integrated Management System	Quality Form	Document No.MAF0091	730 / 740 Articulated Dump Truck 2000 Hour Service Sheet	Page 7 of 7
--	------------------------------	--------------	---------------------	--	-------------

*Note: The electronic copy of this document is controlled. To ensure that other copies of this document are current, check the revision number and date against the compliance management database, Qudos*

**Prepared By:** David McNicol    **Date:** 16/06/2021    **Approved By:** John Stokes    **Date:** 16/06/2021  
**Rev. No:** 5    **Date Implemented:** 16/06/2021



### Accident Prevention

Read and understand safety warning in the operation and maintenance manual  
Have you completed a take 2?  
Have your job circumstances change since completing your take 2?

#### 730 / 740 Articulated Dump Truck 250 Hour Service Sheet

<b>Date:</b>	30/01/25	<b>Name:</b>	DION ROBERTS		
<b>Plant ID:</b>	NT-81	<b>Service Type:</b>	250 Hour	<b>Machine Hours:</b>	12,238
<input checked="" type="checkbox"/>	Machine has been cleaned prior to commencement of service?				
<input checked="" type="checkbox"/>	Machine has been positioned on flat level ground				
<input checked="" type="checkbox"/>	All implements have been lowered				
<input checked="" type="checkbox"/>	Machine has been isolated and locked out				

Compartment	Oil Type
Engine	15W-40
Transmission	30W
Hydraulics	10W
Steering	10W
Brakes	10W
Radiator	Cat Extended Life Coolant
Differential Front	60W
Differential Middle	60W
Differential Rear	60W
Final Drive P1	60W
Final Drive P2	60W
Final Drive P3	60W
Final Drive P4	60W
Final Drive P5	60W
Final Drive P6	60W
Transfer Gears	30W

*Note: The electronic copy of this document is controlled. To ensure that other copies of this document are current, check the revision number and date against the compliance management database, Qudos*

Prepared By: David McNicol      Date: 16/06/2021      Approved By: John Stokes      Date: 16/06/2021  
Rev. No: 4      Date Implemented: 16/06/2021

SAMPLE		INITIALS
	Engine	Pm
	Transmission	Pm
CHANGE		
	Engine oil	Pm
	Engine oil filters	Pm
	Fuel filters	Pm
	Primary air filters	Pm
	Cab air conditioner filters	Pm
CLEAN		
	Engine breather	Pm
	Primary fuel screen	Pm
	Transmission screens	Pm
	Transmission breather	Pm
	Differential housing breather	Pm
	Batteries and terminals	Pm
CHECK		
	Daily service	Pm
	Transmission oil level	Pm
	Transfer gear oil level	Pm
	Differential oil levels	Pm
	Final drive oil levels	Pm
	Front wheel hub oil levels	Pm
	Hydraulic oil levels	Pm
	Coolant level	Pm
	Drain water from air tanks	Pm
	Drain water and sediment from fuel tank	Pm
	Battery cable	Pm
	Battery electrolyte level	Pm
	Park brake accumulator pressure	Pm
	Service brake accumulator pressure	Pm
	Steering accumulator pressure	Pm

Note: The electronic copy of this document is controlled. To ensure that other copies of this document are current, check the revision number and date against the compliance management database, Qudos

Prepared By: David McNicol    Date: 16/06/2021    Approved By: John Stokes    Date: 16/06/2021  
 Rev. No: 4    Date Implemented: 16/06/2021

<b>GREASE</b>							
	Fan hub and jockey pulley (HAND GUN ONLY) (DO NOT USE MINE GREASE)				Driveshaft splines and universal joints (HAND GUN ONLY) (DO NOT USE MINE GREASE)		
	Universal joints				Articulation hitch bearings		
	Fill bulk auto grease tank						
<b>250HR MECHANICAL CHECK:</b>				<b>1</b>	<b>2</b>	<b>3</b>	<b>4</b>
	<b>KEY FOR COLUMNS:</b> 1. Defect found and repaired 2. Defect on machine, machine still OK 3. OK 4. Not applicable						
	<b>1</b>	<b>2</b>	<b>3</b>	<b>4</b>			
	Condition and tension of V belts			/			
	Suspension Condition			/			
	Suspension mounting bolts including A-Frame bolts			/			
	Universal joints for wear			/			
	Articulation hitch bearing for movement			/			
	Articulation cylinder pin wear			/			
	Operation of hydraulic controls			/			
	Air conditioner – condition and operation			/			
	Frame and attachments for cracks			/			
	Fuel system for loose bolts and fittings			/			
	Fuel line supply support clamps			/			
	Hydraulic system for damaged lines and loose fittings			/			
	All hoses for general conditions and chaffing			/			
	Cooling system hoses for conditions and clamps for tightness			/			
	Induction system for leaks and clamps for tightness			/			
	Engine mounts			/			
	Transmission mounts			/			
	Retarder lever free play			/			
	Exhaust system for leaks, clamps and bolts for tightness			/			
	Radiator for debris (wash if necessary)			/			
	Engine shutdown system			/			
	Operation of park brake interlock			/			

Note: The electronic copy of this document is controlled. To ensure that other copies of this document are current, check the revision number and date against the compliance management database, Qudos

Suspension cylinder heights (adjust if necessary)					/
All points are receiving grease					/
<b>CHECK:</b>					
Tyre Pressures					
	POS 1	POS 2		POS 3	
Actual:	65	65		60	
Adjusted:					
	POS 4	POS 5		POS 6	
Actual:	60	60		60	
Adjusted:					
Magnetic plug conditions*					
	RHF	P	LHF	P	
	RHR	P	LHR	P	
<b>*LEGEND:</b>					
OK – OK    P – Paste    HP – Heavy Paste    LF – Light Flakes    HF – Heavy Flakes (return to foreman)					

<b>SAFETY CHECK TO BE CARRIED OUT EVERY SERVICE</b>						
<b>NOTE:</b> Boxes A - F are to be initialled by person carrying out safety checks. Every person carrying out these checks <b>must</b> also sign off Safety Check Sheet before the end of each shift.						
<b>KEY:</b>						
A. <b>Machine is not safe</b> , defect must be repaired						
B. Defect found, authorisation required before returning to work						
C. Defect found and recorded, machine safe to operate						
D. Defect found and repaired						
E. OK						
F. Not applicable						
<b>CHECK:</b>						
	A	B	C	D	E	F
Service brake operation stall test (SPEC: must hold at 1200 RPM)					✓	
Emergency brake test (SPEC: must hold at 1200 RPM)					✓	
Park brake operation test (SPEC: must hold at 1200 RPM)					✓	
Retarder operation					✓	
Steering operation					✓	
Emergency steering operation					✓	
Seats – suspension adjustment/condition					✓	
Seat belt – retainers and operation					✓	

Note: The electronic copy of this document is controlled. To ensure that other copies of this document are current, check the revision number and date against the compliance management database, Qudos





 GARRAWAY GROUP	Integrated Management System	Quality Form	Document No.MAF0088	730 / 740 Articulated Dump Truck 250 Hour Service Sheet	Page 7 of 7
---	------------------------------	--------------	---------------------	---	-------------

*Note: The electronic copy of this document is controlled. To ensure that other copies of this document are current, check the revision number and date against the compliance management database, Qudos*

**Prepared By:** David McNicol    **Date:** 16/06/2021    **Approved By:** John Stokes    **Date:** 16/06/2021  
**Rev. No:** 4    **Date Implemented:** 16/06/2021





**Tyre and Rim Change**

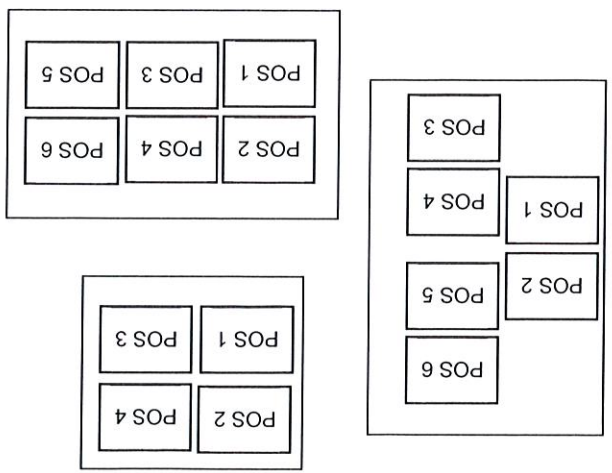
Plant ID: UT81 Site: Dover Tyre Fitter: Ma A Model: Gr

Tyre Size: 23.5 Hours: 10990 Kilometres: Tyre and Rim Change Date: 16.2.22

POS	Serial No.	Tread In	Tread Out	Rim No.		Make	Type	Spec	Service Code****	Removal Reason Code**	Action Code*
				In	Out						
1		26	28			Goodman	uni steel				
2	0716N52649	25	25			Goodman	uni steel				
Tyre - Rim Off											
Tyre - Rim On											
POS	New or Used	Serial No.	Tread In	Tread Out	Rim No.	Make	Type	Spec	Pressure		
1	New	X04W02558	25	25		Yokohama	Yokohama	ND21	60		60
2	New	X08W02072	25	25		Yokohama	Yokohama	ND21	60		60

*Action Code		**Removal Reason Code	
A	Scrap	TCUT	Tread Rock cut & Penetration
B	Repair	IRRW	Irregular wear, spot wear, rapid wear
C	Further Inspection	CBU	Ply cord/casing break up
D	Return to mine site	SCUT	Sidewalls/shoulder rock & penetration
E	Transfer to another site	BEAD	Bead burst, chaffer end separation, rim friction
F	Transfer from Supplier	FO	Foreign Object
G	Sold	ACCD	Fire, Chemical, rock ejector, loader bucket
H	Send for recap	SB	Shock burst, no evidence of rock cut
***Service Code			
A	Tyre rotation	SCK	Buttress crack, radial crack at shoulder area
B	Vehicle Maintenance	SWC	Sidewall crack
C	Due to rim problem	RO	Run out
D	Due to tyre problem	VIB	Pattern pitch vibration
E	Due to air leak	BDFT	Improper fitment
F	Tyre fitment	NA	Not applicable
G	Other reason	WO	Worn Out

**Tyre and Rim Positions:**



Note: The electronic copy of this document is controlled. To ensure that other copies of this document are current, check the revision number and date against the compliance management database, Qudos

Prepared By: David McNicol Date: 03/02/2020 Approved By: John Stokes Date: 03/02/2020

Rev. No: 2 Date Implemented: 03/02/2020



GARRAWAY GROUP

Integrated Management System

Quality Form

Document No. MAFO041

Tyre and Rim Change

Page 1 of 1

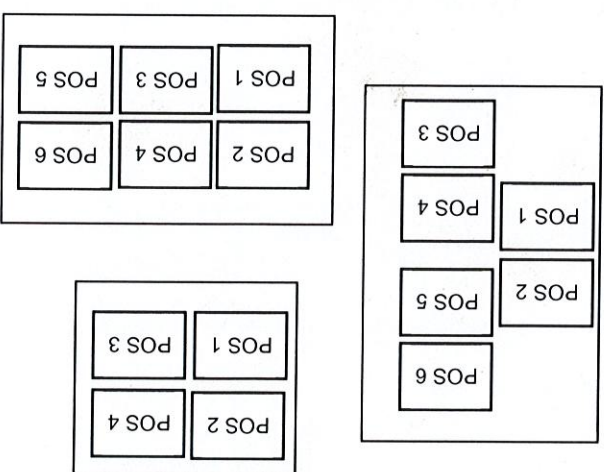
Plant ID:	WT81	Site:	Bouta	Tyre Fitter:	Max	Model:	CA
Tyre Size:	22.5	Hours:	10988	Kilometres:		Date:	11.7.22

POS	Serial No.	Tyre - Rim Off		Rim No.	Make	Type	Spec	Service Code****	Removal Reason Code**	Action Code*
		Tread In	Tread Out							
2		70	72		70/70	TSS2	max	D	5VC	A

POS	New or Used	Serial No.	Tyre - Rim On		Rim No.	Make	Type	Spec	Pressure
			Tread In	Tread Out					
2	USED	59MC0004	25	20		Diamond	Green	MA01A	1.0

*Action Code		**Removal Reason Code	
A	Scrap	TCUT	Tread Rock cut & Penetration
B	Repair	IRRW	Irregular wear, spot wear, rapid wear
C	Further inspection	CBU	Ply cord/casing break up
D	Return to mine site	SCUT	Sidewall/shoulder rock & penetration
E	Transfer to another site	BEAD	Bead burst, chaffer end separation, rim friction
F	Transfer from Supplier	FO	Foreign Object
G	Sold	ACCD	Fire, Chemical, rock ejector, loader bucket
H	Send for recap	SB	Shock burst, no evidence of rock cut
***Service Code			
A	Tyre rotation	SCK	Buttress crack, radial crack at shoulder area
B	Vehicle Maintenance	SWC	Sidewall crack
C	Due to rim problem	RO	Run out
D	Due to tyre problem	VIB	Pattern pitch vibration
E	Due to air leak	BDFT	Improper fitment
F	Tyre fitment	NA	Not applicable
G	Other reason	WO	Worn Out

Tyre and Rim Positions:



Note: The electronic copy of this document is controlled. To ensure that other copies of this document are current, check the revision number and date against the compliance management database. Qudos

Prepared By: David McInicol Date: 03/02/2020 Approved By: John Stokes Date: 03/02/2020

Rev. No: 2 Date Implemented: 03/02/2020