

PLANT AND EQUIPMENT MAINTENANCE AND REPAIR REPORT

Date:	12/09/23		
Plant:	CAT 740		
Plant No:	AT744		
Location:	Douglas workshop.		
Machine Hours:	17905 HRS.		
Details of Work:	<p align="center">* REPLACED REAR dogbone BEARINGS.</p>		
Report Completed By:	DAAN LINDHEIM		
Signature:	D.	Date:	13/09/23

Note: The electronic copy of this document is controlled. To ensure that other copies of this document are current, check the revision number and date against the compliance management database, Qudos

Accident Prevention
Read and understand safety warning in the operation and maintenance manual
Have you completed a take 2?
Have your job circumstances change since completing your take 2?

AT744 740 Articulated Dump Truck 250 Hour Service Sheet

Date:	03/03/25	Name:	Dion Roberts + Jack McInerney		
Serial No#	B1P01666	Service Type:	250 Hour	Machine Hours:	18,725 Hrs.
<input checked="" type="checkbox"/>	Machine has been cleaned prior to commencement of service?				
<input checked="" type="checkbox"/>	Machine has been positioned on flat level ground				
<input checked="" type="checkbox"/>	All implements have been lowered				
<input checked="" type="checkbox"/>	Machine has been isolated and locked out				

Compartment	Oil Type	Oil Amount (Litres)
Engine	15W-40	40 Litres
Filter List	Qty	Part Numbers
Engine Oil Filter	1	1R-1808
Fuel Filter	1	1R-0762
Fuel Filter Water Separator	1	326-1644
Engine Air Filter Primary	1	142-1340
Cab Air Filter	1	268-6704
Cab Air Filter	1	259-3222
SOS Sample	2	SOS003

Note: The electronic copy of this document is controlled. To ensure that other copies of this document are current, check the revision number and date against the compliance management database, Qudos

Prepared By: David McNicol Date: 16/06/2021 Approved By: John Stokes Date: 16/06/2021
Rev. No: 4 Date Implemented: 16/06/2021

250 HOUR LUBE SERVICE		
SAMPLE		INITIALS
	Engine	[Signature]
	Transmission	
CHANGE		
	Engine oil	[Signature]
	Engine oil filters	
	Fuel filters	
	Primary air filter	
	Cab air conditioner filters	
CLEAN		
	Engine breather	[Signature]
	Primary fuel screen	
	Transmission screens	
	Transmission breather	
	Differential housing breather	
	Batteries and terminals	
	Drain water and sediment from fuel tank	
CHECK		
	Differential oil levels	[Signature]
	Transfer gear oil	
	Transmission oil Level	
	Final drive oil P1	
	Final drive oil P2	
	Final drive oil P3	
	Final drive oil P4	
	Final drive oil P5	
	Final drive oil P6	
	Front wheel hub oil levels	
	Hoist & braking system oil	
	Steering system oil	
	Coolant level	
GREASE		
	Fill bulk auto grease tank	

Note: The electronic copy of this document is controlled. To ensure that other copies of this document are current, check the revision number and date against the compliance management database, Qudos

Prepared By: David McNicol Date: 16/06/2021 Approved By: John Stokes Date: 16/06/2021
 Rev. No: 4 Date Implemented: 16/06/2021

250HR MECHANICAL CHECK:

1. **Machine is not safe**, defect must be repaired
2. Defect found and recorded; machine safe to operate
3. Defect found and repaired
4. OK
5. Not applicable

CHECK:		1	2	3	4	5
	Condition and tension of V belts				✓	
	Suspension Condition				✓	
	Suspension mounting bolts including A-Frame bolts				✓	
	Battery cable				✓	
	Universal joints for wear				✓	
	Articulation hitch bearing for movement				✓	
	Articulation cylinder pin wear				✓	
	Operation of hydraulic controls				✓	
	Air conditioner – condition and operation				✓	
	Belt and tensioner				✓	
	Frame and attachments for cracks				✓	
	Fuel system for damaged lines and loose fittings				✓	
	Fuel line for damaged lines and loose fittings				✓	
	Hydraulic system for damaged lines and loose fittings				✓	
	All hoses for general condition and chaffing				✓	
	Cooling system hoses for damaged lines and loose fittings/clamps				✓	
	Induction system for damaged lines and loose fittings/clamps				✓	
	Visual Check of Engine mounts				✓	
	Visual Check of Transmission mounts				✓	
	Exhaust system for leaks, clamps and bolts for tightness				✓	
	Radiator for debris (wash if necessary)				✓	
	Engine shutdown system				✓	
	Suspension cylinder heights (adjust if necessary)				✓	
	All points are receiving grease				✓	
	Park brake accumulator pressure (1400PSI)				✓	
	Service brake accumulator pressure (810 PSI)				✓	
	Emergency steering pump				✓	

Note: The electronic copy of this document is controlled. To ensure that other copies of this document are current, check the revision number and date against the compliance management database, Qudos

Prepared By: David McNicol Date: 16/06/2021 Approved By: John Stokes Date: 16/06/2021
 Rev. No: 4 Date Implemented: 16/06/2021

TYRE PRESSURES			
	POS 1	POS 2	POS 3
Actual:	65	65	60
Spec:	60PSI	60PSI	60PSI
	POS 4	POS 5	POS 6
Actual:	60	60	60
Spec:	60PSI	60PSI	60PSI

SAFETY CHECK TO BE CARRIED OUT EVERY SERVICE					
NOTE: Boxes A - F are to be initialled by person carrying out safety checks. Every person carrying out these checks must also sign off Safety Check Sheet before the end of each shift.					
<ol style="list-style-type: none"> 1. Machine is not safe, defect must be repaired 2. Defect found and recorded; machine safe to operate 3. Defect found and repaired 4. OK 5. Not applicable 					
CHECK:	1	2	3	4	5
Service brake operation stall test (SPEC: must hold at 1200 RPM)				✓	
Park brake operation test (SPEC: must hold at 1200 RPM)				✓	
Retarder operation				✓	
Steering operation				✓	
Emergency steering operation				✓	
Seats – suspension adjustment/condition				✓	
Seat belt – retainers and operation				✓	
Lights & Alarm				✓	
Doors				✓	
Windows				✓	
Mirrors				✓	
Cab condition				✓	
Electric Horn				✓	
Wipers				✓	
Washer bottle full				✓	

Note: The electronic copy of this document is controlled. To ensure that other copies of this document are current, check the revision number and date against the compliance management database, Qudos

Prepared By: David McNicol **Date:** 16/06/2021 **Approved By:** John Stokes **Date:** 16/06/2021
Rev. No: 4 **Date Implemented:** 16/06/2021

CHECK:	1	2	3	4	5
Gauges				✓	
Audible alarm and warning lights				✓	
Lights				✓	
Reverse alarm				✓	
Operation of emergency stops				✓	
Two way radio operation				✓	
Grab rails				✓	
Fire suppression bottle charge date and condition				✓	
Tyre condition				✓	
Wheel nuts				✓	
Pin retainers				✓	
Fuel leaks				✓	
Accumulation of fuel, oil, grease etc. that may cause fire hazard				✓	
Steps				✓	
Fire extinguishers				✓	
		Last Service Date: FEB 25.			

NOTES/DEFECTS/COMMENTS	STATUS	INITIALS
STATUS LENGEND: C-Completed O-Outstanding PO-Parts		
REPAIR CAMERA	C	R.
H/O OIL LEAKS.	C	R.
Service completed by:	David + Jack	
Signed:	Date:	03/03/25.
Manager notified of repairs?		
Maintenance Supervisor Name:	David ROBERTS.	
Signature:	Date:	03/03/25.

Note: The electronic copy of this document is controlled. To ensure that other copies of this document are current, check the revision number and date against the compliance management database, Qudos

	Integrated Management System	Quality Form	Document No.MAF0089	730 / 740 Articulated Dump Truck 500 Hour Service Sheet	Page 6 of 6
---	------------------------------	--------------	---------------------	---	-------------

Note: The electronic copy of this document is controlled. To ensure that other copies of this document are current, check the revision number and date against the compliance management database, Qudos

Prepared By: David McNicol **Date:** 16/06/2021 **Approved By:** John Stokes **Date:** 16/06/2021
Rev. No: 4 **Date Implemented:** 16/06/2021

Accident Prevention
 Read and understand safety warning in the operation and maintenance manual
 Have you completed a take 2?
 Have your job circumstances change since completing your take 2?

AT744 740 Articulated Dump Truck 1000 Hour Service Sheet

Date:	09/09/25	Name:	DION ROBERTS + DAVE		
Serial No#	B1F01666	Service Type:	1000 Hour	Machine Hours:	18,998 HRS.
<input checked="" type="checkbox"/>	Machine has been cleaned prior to commencement of service?				
<input checked="" type="checkbox"/>	Machine has been positioned on flat level ground				
<input checked="" type="checkbox"/>	All implements have been lowered				
<input checked="" type="checkbox"/>	Machine has been isolated and locked out				

Compartment	Oil Type	Oil Amount (Litres)
Engine	15W-40	40 Litres
Transmission	30W	72 Litres
Transfer Gear Oil	30W	18 Litres
Filter List	Qty	Part Numbers
Engine Oil Filter	1	1R-1808
Fuel Filter	1	1R-0762
Fuel Filter Water Separator	1	326-1644
Engine Air Filter Primary	1	142-1340
Cab Air Filter	1	268-6704
Cab Air Filter	1	259-3222
Transmission Filter	1	1R-0719
Hoist System and Brake System Filter	1	132-8876
Steering Filter	1	132-8876
O-Ring	2	8J-1665
Pin	2	7J-5925
O-Ring Transmission Drain Plug	1	7M-8485
O-Ring Screen	1	8H-7521
Drop Box Drain	1	7M-8485
O-Ring	1	2S-8439
SOS Sample	12	SOS003
Coolant Sample	1	SOS004
Transfer Gear Oil Filter	1	1G-8878
Transfer Gear Breather	1	8X-4575

Note: The electronic copy of this document is controlled. To ensure that other copies of this document are current, check the revision number and date against the compliance management database, Qudos

Prepared By: David McNicol Date: 16/06/2021 Approved By: John Stokes Date: 16/06/2021
 Rev. No: 4 Date Implemented: 16/06/2021

1000 HOUR LUBE SERVICE		
SAMPLE		INITIALS
	Engine	<i>[Signature]</i>
	Transmission	<i>[Signature]</i>
	Hoist System & Braking System Oil	<i>[Signature]</i>
	Steering System Oil	<i>[Signature]</i>
	Coolant	<i>[Signature]</i>
	Transfer gear oil	<i>[Signature]</i>
	Differential	<i>[Signature]</i>
	Final Drive P1	<i>[Signature]</i>
	Final Drive P2	<i>[Signature]</i>
	Final Drive P3	<i>[Signature]</i>
	Final Drive P4	<i>[Signature]</i>
	Final Drive P5	<i>[Signature]</i>
	Final Drive P6	<i>[Signature]</i>
CHANGE		
	Engine oil	<i>[Signature]</i>
	Engine oil filter	<i>[Signature]</i>
	Fuel filters x 2	<i>[Signature]</i>
	Hoist System and Brake System Oil Filter	<i>[Signature]</i>
	Steering Oil Filter	<i>[Signature]</i>
	Transmission Oil	<i>[Signature]</i>
	Transfer Gear Oil	<i>[Signature]</i>
	Transfer Gear Oil Filter	<i>[Signature]</i>
	Transmission Breather	<i>[Signature]</i>
	Transfer Gear Breather	<i>[Signature]</i>
	Primary air filter	<i>[Signature]</i>
	Cab air conditioner filters	<i>[Signature]</i>
CLEAN		
	Engine breather	<i>[Signature]</i>
	Primary fuel screen	<i>[Signature]</i>
	Transmission screens	<i>[Signature]</i>
	Differential housing breather	<i>[Signature]</i>
	Batteries and terminals	<i>[Signature]</i>
	Drain water and sediment from fuel tank	<i>[Signature]</i>

Note: The electronic copy of this document is controlled. To ensure that other copies of this document are current, check the revision number and date against the compliance management database, Qudos

Prepared By: David McNicol Date: 16/06/2021 Approved By: John Stokes Date: 16/06/2021
 Rev. No: 4 Date Implemented: 16/06/2021



CHECK		
	Differential oil levels	OK
	Final drive oil P1	OK
	Final drive oil P2	OK
	Final drive oil P3	OK
	Final drive oil P4	OK
	Final drive oil P5	OK
	Final drive oil P6	OK
	Hoist System and Brake System Oil Level	OK
	Steering Oil Level	OK
	Coolant level	OK
GREASE		
	Articulation hitch bearings	OK
	Fill bulk auto grease tank	OK

1000HR MECHANICAL CHECK:					
<ol style="list-style-type: none"> Machine is not safe, defect must be repaired Defect found and recorded; machine safe to operate Defect found and repaired OK Not applicable 					
CHECK:	1	2	3	4	5
Condition and tension of V belts				✓	
Suspension Condition				✓	
Suspension mounting bolts including A-Frame bolts				✓	
Universal joints for wear				✓	
Battery cable				✓	
Articulation hitch bearing for movement				✓	
Articulation cylinder pin wear				✓	
Operation of hydraulic controls				✓	
Air conditioner – condition and operation				✓	
Belt and tensioner				✓	
Frame and attachments for cracks				✓	
Fuel system for damaged lines and loose fittings				✓	
Fuel line for damaged lines and loose fittings				✓	

Note: The electronic copy of this document is controlled. To ensure that other copies of this document are current, check the revision number and date against the compliance management database, Qudos

Prepared By: David McNicol Date: 16/06/2021 Approved By: John Stokes Date: 16/06/2021
 Rev. No: 4 Date Implemented: 16/06/2021

CHECK:	1	2	3	4	5
Hydraulic system for damaged lines and loose fittings				✓	
All hoses for general condition and chaffing				✓	
Cooling system hoses for damaged lines and loose fittings/clamps				✓	
Induction system for damaged lines and loose fittings/clamps				✓	
Engine mounts				✓	
Transmission mounts				✓	
Exhaust system for leaks, clamps and bolts for tightness				✓	
Radiator for debris (wash if necessary)				✓	
Engine shutdown system				✓	
Operation of park brake interlock				✓	
Suspension cylinder heights (adjust if necessary) 500mm				✓	
All points are receiving grease				✓	
Park brake accumulator pressure (1400PSI)				✓	
Service brake accumulator pressure (810 PSI)				✓	
Emergency steering pump				✓	
<p>Adjust Oscillating Hitch :</p> <p>To relieve the downward force, position a hydraulic jack under the tractor portion of the hitch and slightly raise the hitch</p> <div data-bbox="354 1211 837 1507" data-label="Image"> </div> <p>Loosen jam nuts (1). Turn adjusting screws (2) clockwise onto the top of the thrust ring. Turn the Adjustment screws evenly in order to take up excessive clearance. Do not overtighten the screws. Tighten jam nuts</p>					

Note: The electronic copy of this document is controlled. To ensure that other copies of this document are current, check the revision number and date against the compliance management database, Qudos

Prepared By: David McNicol Date: 16/06/2021 Approved By: John Stokes Date: 16/06/2021
 Rev. No: 4 Date Implemented: 16/06/2021



TYRE PRESSURES

	POS 1	POS 2	POS 3
Actual:	65PSI.	65PSI.	60PSI.
Spec:	60PSI	60PSI	60PSI
	POS 4	POS 5	POS 6
Actual:	60PSI.	60PSI	60PSI.
Spec:	60PSI	60PSI	60PSI

SAFETY CHECK TO BE CARRIED OUT EVERY SERVICE

NOTE: Boxes A - F are to be initialled by person carrying out safety checks.

Every person carrying out these checks **must** also sign off Safety Check Sheet before the end of each shift.

1. **Machine is not safe**, defect must be repaired
2. Defect found and recorded; machine safe to operate
3. Defect found and repaired
4. OK
5. Not applicable

CHECK:	1	2	3	4	5
Service brake operation stall test (SPEC: must hold at 1200 RPM)				✓	
Park brake operation test (SPEC: must hold at 1200 RPM)				✓	
Retarder operation				✓	
Steering operation				✓	
Emergency steering operation				✓	
Seats – suspension adjustment/condition				✓	
Seat belt – retainers and operation				✓	
Lights & Alarm				✓	
Doors				✓	
Windows				✓	
Mirrors				✓	
Cab condition				✓	
Horns – air and electric				✓	
Wipers				✓	
Washer bottle full				✓	
Gauges				✓	
Audible alarm and warning lights				✓	
Lights				✓	

Note: The electronic copy of this document is controlled. To ensure that other copies of this document are current, check the revision number and date against the compliance management database, Qudos

Prepared By: David McNicol Date: 16/06/2021 Approved By: John Stokes Date: 16/06/2021
 Rev. No: 4 Date Implemented: 16/06/2021

 GARRAWAYGROUP	Integrated Management System	Quality Form	Document No.MAF0089	730 / 740 Articulated Dump Truck 500 Hour Service Sheet	Page 7 of 7
--	------------------------------	--------------	---------------------	---	-------------

Note: The electronic copy of this document is controlled. To ensure that other copies of this document are current, check the revision number and date against the compliance management database, Qudos

Prepared By: David McNicol **Date:** 16/06/2021 **Approved By:** John Stokes **Date:** 16/06/2021
Rev. No: 4 **Date Implemented:** 16/06/2021

Date	Work Description	Plant No	Work Type
10/09/20	AT744 - repair headlights & check engine oil leak	AT744	Plant Maintenance Labour
11/09/20	AT744 - wash	AT744	Plant Maintenance Labour
15/10/20	AT744 - get ready for demob	AT744	Plant Maintenance Labour
20/11/20	AT744 - inspect & diagnose suspension mounts	AT744	Plant Maintenance Labour
20/11/20	AT744 - suspension mounts	AT744	Plant Maintenance Labour
20/11/20	AT744 - check springs	AT744	Plant Maintenance Labour
21/04/21	AT744 - remove tub pins	AT744	Plant Maintenance Labour
21/04/21	AT744 - raise tub	AT744	Plant Maintenance Labour
21/04/21	AT744 - lift tub for line bore	AT744	Plant Maintenance Labour
21/04/21	Wash AT744	AT744	Plant Maintenance Labour
22/04/21	AT744 - wash & detail cab	AT744	Plant Maintenance Labour
22/04/21	AT744 - remove pos 6 & line boring	AT744	Plant Maintenance Labour
22/04/21	AT744 - repairs	AT744	Plant Maintenance Labour
26/04/21	AT744 - install pos 6	AT744	Plant Maintenance Labour
26/04/21	AT744 - refit pos 6	AT744	Plant Maintenance Labour
04/05/21	Remove steer cylinder	AT744	MF - Maintenance Fitter
04/05/21	Pos 3 duo seal, reseal RH steer cylinder & oil lea	AT744	MF - Maintenance Fitter
04/05/21	Check over parts	AT744	Ordinator
04/05/21	Check over & defects	AT744	MF - Maintenance Fitter
06/05/21	Tub pins, bushes, steer cylinder & oil leaks	AT744	MF - Maintenance Fitter
06/05/21	Fit pins & bushes to tub	AT744	MF - Maintenance Fitter
07/05/21	Reseal RH steer cylinder & pos 3 hub	AT744	MF - Maintenance Fitter
07/05/21	Defects	AT744	Ordinator
07/05/21	Defects	AT744	MF - Maintenance Fitter
07/05/21	Pos 3 duo install & defects	AT744	MF - Maintenance Fitter
10/05/21	Defects	AT744	MF - Maintenance Fitter
11/05/21	AT744 - reseal trans filter housing & sump gasket	AT744	MF - Maintenance Fitter
11/05/21	Check over & wash	AT744	MF - Maintenance Fitter
11/05/21	Defects & hosing	AT744	Ordinator
11/05/21	Guard repairs & wheel chock brace	AT744	MF - Maintenance Fitter
11/05/21	Sump gasket, hoses & defects	AT744	MF - Maintenance Fitter
11/05/21	Defects	AT744	MF - Maintenance Fitter
12/05/21	Wash, pin cab, refit guards & panels	AT744	MF - Maintenance Fitter
01/06/21	Tyre Removal	AT744	MF - Maintenance Fitter
01/06/21	Start Repair	AT744	MF - Maintenance Fitter
02/06/21	Remove Shock	AT744	Fitter
02/06/21	Remove P1 Strut from Machine	AT744	Fitter
04/06/21	strut repairs	AT744	MF - Maintenance Fitter
09/06/21	Pre start	AT744	MF - Maintenance Fitter
09/06/21	Pre start	AT744	MF - Maintenance Fitter
10/06/21	Minor repair	AT744	MF - Maintenance Fitter
18/06/21	Brake Fault	AT744	MF - Maintenance Fitter
22/06/21	Brake Fault	AT744	MF - Maintenance Fitter
23/06/21	Brake Accumulator Recharge	AT744	MF - Maintenance Fitter
19/07/21	Repair leak from header tank	AT744	MF - Maintenance Fitter
27/07/21	Oil leak	AT744	MF - Maintenance Fitter
28/07/21	Reseal rocker box and fit new insector lock	AT744	MF - Maintenance Fitter
29/07/21	Remove No6 insector/ fit new	AT744	MF - Maintenance Fitter
29/07/21	check and assist tune up and exhaust brake	AT744	MF - Maintenance Fitter
29/07/21	Check tune/ cert form	AT744	MF - Maintenance Fitter
30/07/21	Check oil leak under cab	AT744	MF - Maintenance Fitter
30/07/21	Clean up and inspect oil leak, organise parts	AT744	MF - Maintenance Fitter
02/08/21	relace mirrors	AT744	MF - Maintenance Fitter
10/08/21	Repair Flashing Light	AT744	MF - Maintenance Fitter
10/08/21	Repair Lights	AT744	MF - Maintenance Fitter
09/09/21	Park brake fault	AT744	Ordinator
13/09/21	Brake adjustment	AT744	MF - Maintenance Fitter
21/09/21	Tailgate removal	AT744	MF - Maintenance Fitter
21/09/21	Tailgate removal	AT744	MF - Maintenance Fitter

21/09/21	Remove tailgate	AT744	Ordinator
23/09/21	Remove Isolator	AT744	Ordinator
27/09/21	Battery Isolator	AT744	Ordinator
27/09/21	No cab power	AT744	Ordinator
28/09/21	Electrical Fault	AT744	Ordinator
30/09/21	Electrical fault	AT744	Ordinator
14/10/21	Bonnet fault	AT744	MF - Maintenance Fitter
18/10/21	Re-assemble bonnet fault	AT744	Ordinator
20/10/21	Dash cam connection fault	AT744	Ordinator
22/10/21	Brake Alarm	AT744	Ordinator
26/10/21	500hr Service	AT744	MF - Maintenance Fitter
26/10/21	500hr service, change up park brake	AT744	Ordinator
24/11/21	Brake fault	AT744	MF - Maintenance Fitter
29/11/21	Park brake accumulator	AT744	Ordinator
30/11/21	Brake fault	AT744	MF - Maintenance Fitter
30/11/21	Brake fault	AT744	Ordinator
01/12/21	Brake Fault	AT744	MF - Maintenance Fitter
01/12/21	Brake Fault	AT744	Ordinator
01/12/21	Brake fault	AT744	Ordinator
02/12/21	Brake Fault	AT744	Ordinator
13/12/21	Adjust tyre pressures	AT744	Ordinator
17/02/22	Rough ride	AT744	MF - Maintenance Fitter
18/02/22	Check over rough ride, adjust tyre press/ struts	AT744	MF - Maintenance Fitter
21/02/22	250hr service	AT744	MF - Maintenance Fitter
21/02/22	250hr service	AT744	MF - Maintenance Fitter
21/02/22	Blow out radiator/ measure front struts	AT744	MF - Maintenance Fitter
21/02/22	250hr service	AT744	MF - Maintenance Fitter
22/02/22	Lower struts	AT744	MF - Maintenance Fitter
22/02/22	Reset struts/lift cab c/o brake	AT744	MF - Maintenance Fitter
03/03/22	Tension hoist cylinder bolts	AT744	MF - Maintenance Fitter
04/04/22	Fuel gauge	AT744	MF - Maintenance Fitter
06/04/22	C/O LH lower cylinder bearing	AT744	MF - Maintenance Fitter
06/04/22	Lift cylinder bearings	AT744	MF - Maintenance Fitter
06/04/22	Check over/ defects	AT744	Ordinator
03/06/22	Gas up front struts	AT744	MF - Maintenance Fitter
03/06/22	Check and adjust strut heights	AT744	Ordinator
20/06/22	Engine brake fault	AT744	MF - Maintenance Fitter
20/06/22	Engine brake issues	AT744	Ordinator
06/07/22	1000hr service	AT744	MF - Maintenance Fitter
06/07/22	Engine brake fault/ gear shift repair	AT744	MF - Maintenance Fitter
06/07/22	Wash/ prepare for service	AT744	MF - Maintenance Fitter
06/07/22	Service	AT744	MF - Maintenance Fitter
06/07/22	Service and defects	AT744	Ordinator
07/07/22	1000hr service	AT744	MF - Maintenance Fitter
07/07/22	1000hr service	AT744	MF - Maintenance Fitter
07/07/22	Service	AT744	Ordinator
31/08/22	Defects on steps	AT744	MF - Maintenance Fitter
31/08/22	Panel repairs	AT744	Ordinator
01/09/22	Defects/ guards fabrication	AT744	MF - Maintenance Fitter
28/10/22	A/C fault	AT744	MF - Maintenance Fitter
08/11/22	New guards clean up	AT744	MF - Maintenance Fitter
11/11/22	Guards	AT744	MF - Maintenance Fitter
14/11/22	Guards	AT744	MF - Maintenance Fitter
23/11/22	250hr service/ fit, fab new mud guards	AT744	MF - Maintenance Fitter
23/11/22	250hr service	AT744	MF - Maintenance Fitter
23/11/22	Pump up struts/ recharge accumulator and repair wi	AT744	MF - Maintenance Fitter
24/11/22	Remove P2 brake cooling hose	AT744	MF - Maintenance Fitter
24/11/22	Refit hose due to wron hose from CAT	AT744	MF - Maintenance Fitter
25/11/22	C/O leaking brake cooling hose, top up, wash down	AT744	MF - Maintenance Fitter
30/11/22	Weld hinge on bonnet	AT744	MF - Maintenance Fitter

30/11/22	Remove bonnet to repair hinge, CO oil filter housi	AT744	MF - Maintenance Fitter
30/11/22	Fit bonnet/ reset hinges to sit in locations	AT744	MF - Maintenance Fitter
30/11/22	Bonnet repair	AT744	MF - Maintenance Fitter
05/12/22	Suspension checkover	AT744	MF - Maintenance Fitter
13/12/22	Hydraulic hose repairs	AT744	MF - Maintenance Fitter
13/12/22	Oil leak	AT744	MF - Maintenance Fitter
17/01/23	Breakdown rubbed hose to cooling fan	AT744	MF - Maintenance Fitter
20/02/23	AC service and repairs	AT744	MF - Maintenance Fitter
21/02/23	AC service	AT744	MF - Maintenance Fitter
21/02/23	AC repair	AT744	MF - Maintenance Fitter
29/03/23	Mud flaps/ defects/ engine cover gaskets	AT744	MF - Maintenance Fitter
30/03/23	Make back plates for mudguards	AT744	MF - Maintenance Fitter
17/04/23	De bog	AT744	MF - Maintenance Fitter
26/04/23	Wash for service	AT744	MF - Maintenance Fitter
27/04/23	500HR Service	AT744	Fitter
27/04/23	Movement checks	AT744	Fitter
27/04/23	Service and defects	AT744	Fitter
03/05/23	Inspect seat found worn out bushes	AT744	MF - Maintenance Fitter
03/05/23	Fit removed panels, C/O defect	AT744	MF - Maintenance Fitter
03/05/23	Check over defects	AT744	MF - Maintenance Fitter
05/05/23	Help remove old seat, fit new onto truck	AT744	MF - Maintenance Fitter
05/05/23	Fit new strut	AT744	MF - Maintenance Fitter
11/05/23	C/O Aframe / diff repairs	AT744	MF - Maintenance Fitter
11/05/23	Drive forklift- RHS lift cyl bearing C/O	AT744	MF - Maintenance Fitter
11/05/23	C/O tail and drive shaft removal	AT744	MF - Maintenance Fitter
12/05/23	Tub cylinder bearings	AT744	MF - Maintenance Fitter
12/05/23	Fit rear drive shaft and centre dog bone	AT744	MF - Maintenance Fitter
16/05/23	Check press, parts list, sensor move, check on c/h	AT744	Fitter
16/05/23	Check off parts for hitch	AT744	Fitter
17/05/23	Steer cylinders, drive shaft, A frame	AT744	MF - Maintenance Fitter
17/05/23	Assist with A frame removal	AT744	MF - Maintenance Fitter
18/05/23	Split machine- remove hoses	AT744	MF - Maintenance Fitter
19/05/23	Remove A frame, install dog bone, chain axle	AT744	MF - Maintenance Fitter
19/05/23	Separate Machine	AT744	MF - Maintenance Fitter
19/05/23	Clean out breaking bores	AT744	MF - Maintenance Fitter
19/05/23	Assist in splitting machine, set up stands	AT744	MF - Maintenance Fitter
19/05/23	Remove A frame and refit dog bone	AT744	MF - Maintenance Fitter
19/05/23	Remove hoses and wiring harness/ split machine	AT744	MF - Maintenance Fitter
22/05/23	Parts for hitch	AT744	MF - Maintenance Fitter
23/05/23	Hitch repairs	AT744	MF - Maintenance Fitter
24/05/23	Set up pins etc	AT744	MF - Maintenance Fitter
25/05/23	Assemble truck centre hitch	AT744	MF - Maintenance Fitter
25/05/23	Assist in setting up and mount machine to join	AT744	MF - Maintenance Fitter
25/05/23	Assist in lining up bores to join machine	AT744	MF - Maintenance Fitter
25/05/23	Chain up front axle install washes	AT744	MF - Maintenance Fitter
25/05/23	Attempt to join truck -front diff to be moving arou	AT744	MF - Maintenance Fitter
25/05/23	Remove A frame fit lower hitch pin	AT744	MF - Maintenance Fitter
26/05/23	Assemble truck, hose hitch etc	AT744	MF - Maintenance Fitter
29/05/23	Front drop box seal, C/O drive shaft uni's torque	AT744	MF - Maintenance Fitter
29/05/23	Fit Park brake switch, re fit trim, grease machine	AT744	MF - Maintenance Fitter
29/05/23	Finish off hitch repair	AT744	MF - Maintenance Fitter
30/05/23	Bonnett strut	AT744	MF - Maintenance Fitter
30/05/23	Inspect bonnett fault, found broken cylinder	AT744	MF - Maintenance Fitter
27/06/23	Repair radio wiring and hand piece bracket	AT744	MF - Maintenance Fitter
18/07/23	Reverse camera fault, repair LH tail light	AT744	MF - Maintenance Fitter
19/07/23	Dash cam fault, reverse camera fault	AT744	MF - Maintenance Fitter
01/08/23	Perform 250hr service	AT744	MF - Maintenance Fitter
01/08/23	250hr service	AT744	MF - Maintenance Fitter
23/08/23	Alternator belt tensioner	AT744	MF - Maintenance Fitter
25/08/23	Rear lights- LED	AT744	MF - Maintenance Fitter

28/08/23	Defects, oil leaks	AT744	MF - Maintenance Fitter
30/08/23	Defects- order parts	AT744	MF - Maintenance Fitter
11/09/23	Press out dog bone bushes, install new bushes	AT744	MF - Maintenance Fitter
11/09/23	Remove rear dog bone and inspect machine	AT744	MF - Maintenance Fitter
12/09/23	Dog bone	AT744	MF - Maintenance Fitter
12/09/23	Replace rear dog-bone and air filter restrictions	AT744	MF - Maintenance Fitter
21/09/23	Oil leak defect & wash	AT744	MF - Maintenance Fitter
04/10/23	Perform 2000hr service	AT744	MF - Maintenance Fitter
04/10/23	2000hr service	AT744	MF - Maintenance Fitter
05/10/23	2000hr service	AT744	MF - Maintenance Fitter
05/10/23	Change P1 and P2 tyres	AT744	MF - Maintenance Fitter
05/10/23	Charge struts	AT744	MF - Maintenance Fitter
17/10/23	Air con	AT744	MF - Maintenance Fitter
18/10/23	Make 2 new hydraulic hoses	AT744	MF - Maintenance Fitter
18/10/23	A/C Repairs	AT744	MF - Maintenance Fitter
18/10/23	Repair leaking hoses	AT744	MF - Maintenance Fitter
19/10/23	Troubleshoot no brake lights/ order parts	AT744	MF - Maintenance Fitter
19/10/23	Brake light fault	AT744	MF - Maintenance Fitter
26/10/23	Decals	AT744	MF - Maintenance Fitter
26/10/23	Replace brake switch	AT744	MF - Maintenance Fitter
15/11/23	Defects	AT744	MF - Maintenance Fitter
06/12/23	Defects, Tyre Pressures	AT744	MF - Maintenance Fitter
13/12/23	Tip Over Repairs	AT744	Ordinator
13/12/23	inspect truck, pos 3, measure bags, wheel hub	AT744	MF - Maintenance Fitter
13/12/23	Accident damage, wash, remove P3 tyre/ rim	AT744	MF - Maintenance Fitter
14/12/23	Assist with drive shaft removal	AT744	Ordinator
14/12/23	Measure suspension bags	AT744	MF - Maintenance Fitter
14/12/23	Remove drive shaft/ rear diff etc	AT744	MF - Maintenance Fitter
18/12/23	Suspension blocks, drive shaft, brake hose etc	AT744	Ordinator
18/12/23	Fabricate tool for bearing	AT744	MF - Maintenance Fitter
18/12/23	Suspension Blocks, P3 Wheel	AT744	MF - Maintenance Fitter
18/12/23	Rebuild centre diff output carrier	AT744	MF - Maintenance Fitter
19/12/23	Refit tyre, straighten brackets	AT744	Ordinator
19/12/23	Check teste, photos	AT744	MF - Maintenance Fitter
19/12/23	POS 3 tyre change	AT744	MF - Maintenance Fitter
19/12/23	Fit centre diff output yolk, fit rear tailshaft	AT744	MF - Maintenance Fitter
17/01/24	Repair bonnet hinge	AT744	MF - Maintenance Fitter
22/01/24	Bonnet Fabrication defect	AT744	MF - Maintenance Fitter
30/01/24	defects, elec fault, dash cam , reverse cam	AT744	Ordinator
31/01/24	AC fault, parts	AT744	Ordinator
06/02/24	AC blower	AT744	Ordinator
06/02/24	Reverse camera- run cables	AT744	MF - Maintenance Fitter
15/03/24	Repair wipers	AT744	Ordinator
25/03/24	Swap mirrors	AT744	MF - Maintenance Fitter
10/04/24	250hr service	AT744	MF - Maintenance Fitter
10/04/24	250hr service	AT744	Ordinator
10/04/24	Start fault	AT744	MF - Maintenance Fitter
11/04/24	Replace faulty starter motor	AT744	MF - Maintenance Fitter
28/05/24	Defect repairs	AT744	MF - Maintenance Fitter
28/05/24	Machine inspection- Strut heights	AT744	Ordinator
10/07/24	Fabrication body guard LH	AT744	MF - Maintenance Fitter
30/07/24	Replace 2 leaking hoses	AT744	MF - Maintenance Fitter
06/08/24	Replace leaking hydraulic hose	AT744	MF - Maintenance Fitter
09/08/24	Defects	AT744	MF - Maintenance Fitter
12/08/24	Inspection Certification Form	AT744	Ordinator
12/08/24	Guard Defects	AT744	MF - Maintenance Fitter
22/08/24	Inspect trucks on go line- AT744 shift lever	AT744	MF - Maintenance Fitter
26/08/24	Defects	AT744	MF - Maintenance Fitter
27/08/24	Inspect and order parts for selector, remove hose	AT744	MF - Maintenance Fitter
30/08/24	Change out joystick, gear selector, re wire plugs	AT744	MF - Maintenance Fitter

30/08/24	Defects and test drive	AT744	MF - Maintenance Fitter
30/08/24	R & R hose @ artic hitch	AT744	MF - Maintenance Fitter
09/09/24	Perform 500hr service	AT744	MF - Maintenance Fitter
09/09/24	500hr service	AT744	MF - Maintenance Fitter
16/09/24	Move to workshop/ inspect/order parts	AT744	MF - Maintenance Fitter
18/09/24	Replace rear lights	AT744	MF - Maintenance Fitter
04/10/24	Move to workshop, repair defects	AT744	MF - Maintenance Fitter
17/10/24	Change front suspension cylinders, oil leaks	AT744	MF - Maintenance Fitter
26/11/24	Defects, lights, check over	AT744	MF - Maintenance Fitter
11/12/24	Change front suspension cylinders	AT744	MF - Maintenance Fitter
12/12/24	Check tailgate and order parts	AT744	MF - Maintenance Fitter
17/12/24	Hydraulic oil leaks, pressure wash,	AT744	MF - Maintenance Fitter
17/12/24	Rear tail gate and scissors, chains	AT744	MF - Maintenance Fitter
17/12/24	Istall tail gate	AT744	MF - Maintenance Fitter
18/12/24	Adjust tailgate, torque bolts, adjust chains	AT744	MF - Maintenance Fitter
17/01/25	Reverse camera bracket	AT744	MF - Maintenance Fitter
23/01/25	Defect list	AT744	MF - Maintenance Fitter
18/02/25	Inspect truck/ defects	AT744	MF - Maintenance Fitter
19/02/25	Tyre defects	AT744	MF - Maintenance Fitter
20/02/25	Jack up truck remove pos 4 tyre	AT744	MF - Maintenance Fitter
20/02/25	C/O pos 4 tyre, clean, buff wgeel hub, ring, spac	AT744	MF - Maintenance Fitter
20/02/25	Pos 4 tyre change out	AT744	MF - Maintenance Fitter
20/02/25	Tyrre change out Pos 4	AT744	MF - Maintenance Fitter
27/02/25	Inspect and repair sliding window, oil leak	AT744	MF - Maintenance Fitter
28/02/25	Inspected window, diagnose frame to be removed	AT744	MF - Maintenance Fitter
03/03/25	Perfore 250hr service	AT744	MF - Maintenance Fitter
03/03/25	Defects, pressure wash	AT744	MF - Maintenance Fitter
03/03/25	Troubleshoot wiring fault	AT744	MF - Maintenance Fitter
03/03/25	Remove window, clean off sealant	AT744	MF - Maintenance Fitter
03/03/25	Fit new window and tape up	AT744	MF - Maintenance Fitter
03/03/25	Service	AT744	MF - Maintenance Fitter
04/03/25	Defects/ camera	AT744	MF - Maintenance Fitter
07/03/25	Defects, air filer, hyd oil leaks	AT744	MF - Maintenance Fitter
17/03/25	Change out fan pump motor and fuel transfer pump	AT744	MF - Maintenance Fitter
18/03/25	Pressure wash engine test drive, return to work	AT744	MF - Maintenance Fitter
17/04/25	Transmission fault and test drive	AT744	MF - Maintenance Fitter
02/05/25	Repair short in indicator/ hazard circuit	AT744	MF - Maintenance Fitter
27/05/25	Jump start on go line	AT744	MF - Maintenance Fitter
05/06/25	Remove and replace batteries and defects	AT744	MF - Maintenance Fitter
10/06/25	Hyd oil leak, order parts	AT744	MF - Maintenance Fitter
11/06/25	Inspect exhaust leak	AT744	MF - Maintenance Fitter
23/06/25	Defects	AT744	MF - Maintenance Fitter
23/06/25	Antenna fault	AT744	MF - Maintenance Fitter
26/06/25	Machine defects, top up fluids	AT744	MF - Maintenance Fitter
26/06/25	Defects	AT744	MF - Maintenance Fitter
30/06/25	Defects/ lights install LED's	AT744	MF - Maintenance Fitter
01/07/25	Short circuit head lights	AT744	MF - Maintenance Fitter
02/07/25	Replaced faulty beacon	AT744	MF - Maintenance Fitter
23/07/25	Cert form	AT744	MF - Maintenance Fitter
18/08/25	Diagnose faulty tail lights	AT744	MF - Maintenance Fitter
25/08/25	Tail light replacement/ indicator fault	AT744	MF - Maintenance Fitter
01/09/25	Check over, grease lines	AT744	MF - Maintenance Fitter
09/09/25	Perform 1000hr service	AT744	MF - Maintenance Fitter
09/09/25	Wash/ perform 1000hr service	AT744	MF - Maintenance Fitter
10/09/25	SOS samples, finals, diffs, grease	AT744	MF - Maintenance Fitter
10/09/25	1000hr service	AT744	MF - Maintenance Fitter
11/09/25	Inspection	AT744	MF - Maintenance Fitter
28/10/25	Check front struts	AT744	MF - Maintenance Fitter
19/11/25	Hydraulic oil leak	AT744	MF - Maintenance Fitter



Integrated Management System

Quality Form

Document No. MAF0041

Tyre and Rim Change

Page 1 of 1

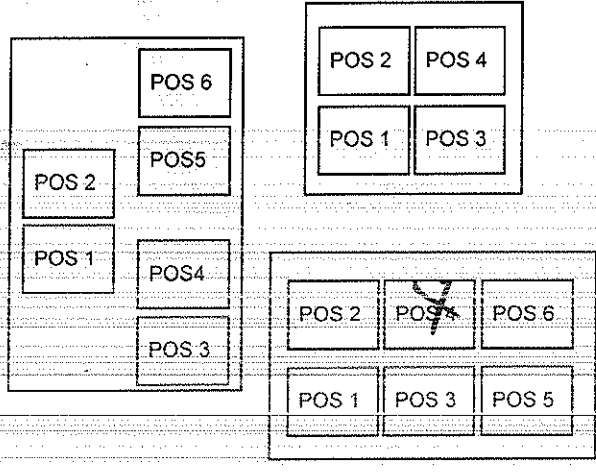
Plant ID:	AT144	Site:	WRR	Tyre and Rim Change
Tyre Size:	20.5 R26	Hours:	15127	Tyre Filter:
				Kilometres:
				Model:
				Date:
				740
				14/1/17

POS	Serial No.	Tread In	Tread Out	Rim No.	Make	Type	Spec	Action Code	Removal Reason Code	Service Code
4	IPX 131877	16	15		Mich	XADN	E3	A	DEAD	E

POS	New or Used	Serial No.	Tread In	Tread Out	Rim No.	Make	Type	Spec	Pressure
4	U	F222512	21	21		Bridg	USLTR	2-A	76

*Action Type	TCUT	Tread Rock cut & Penetration	**Removal Reason Code
A Scrap			CSPE
B Repair	IRRW	Irregular wear, spot wear, rapid wear	PES
C Further Inspection	CBU	Ply cord/casing break up	BCK
D Return to mine site	SCUT	Sidewall/shoulder rock & penetration	CS
E Transfer to another site	BEAD	Bead burst, chaffer end separation, rim friction	ILS
F Transfer from Supplier	FO	Foreign Object	LOGP
G Sold	AGCD	Fire, Chemical, rock ejector, loader bucket	LT
H Send for recap	SB	Shock bursts, no evidence of rock cut	CB
***Service Code	SCK	Butress crack, radial crack at shoulder area	SCHD
A Tyre rotation	SWC	Sidewall crack	TSEP
B Vehicle Maintenance	RO	Run out	RF
C Due to rim problem	VIB	Pattern pitch vibration	SIDE
D Due to tyre problem	BDFT	Improper fitment	HSEP
E Due to air leak	NA	Not applicable	WO
F Tyre fitment	WO	Worn Out	MATC
G Other reason			

Tyre and Rim Positions:



Note: The electronic copy of this document is controlled. To ensure that other copies of this document are current, check the revision number and date against the compliance management database, Qudos

Prepared By: Julia Crook Date: 26/04/2016

Approved By: John Stokes Date: 26/04/2016

Rev. No: 1 Date Implemented: 26/04/2016

Tyre and Rim Change

Plant ID:	AT 744	Site:	W2P	Tyre Fitter:	G STORER	Model:	740
Tyre Size:	29.5 R 25	Hours:	15990.7	Kilometres:		Date:	28/8/19

Tyre – Rim Off

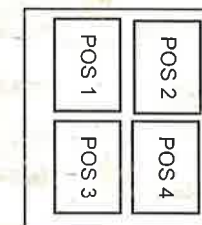
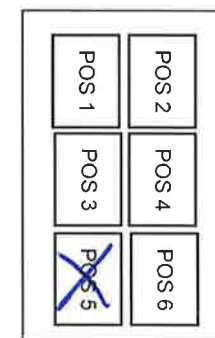
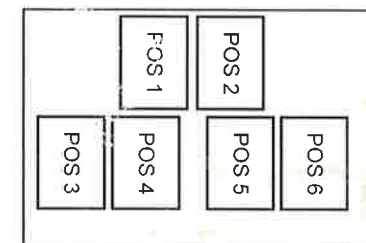
POS	Serial No.	Tread In	Tread Out	Rim No.	Make	Type	Spec	Action Code*	Removal Reason Code**	Service Code***
5	EVY2690M6A	15	16		MITCHELL	RADIAL	E3T	A	SWC	E

Tyre – Rim On

POS	New or Used	Serial No.	Tread In	Tread Out	Rim No.	Make	Type	Spec	Pressure
5	USED	VPX 2333K2Y	22	22		MITCHELL	RADIAL	E3**	60

*Action Type		**Removal Reason Code				
A	Scrap	TCUT	Tread Rock cut & Penetration		CSPE	Rock cut Separation
B	Repair	IRRW	Irregular wear, spot wear, rapid wear		PES	Ply turn up Separation
C	Further Inspection	CBU	Ply cord/casing break up		BDCK	Bead gum chaffer cracking
D	Return to mine site	SCUT	Sidewall/shoulder rock & penetration		CS	Ply cord separation
E	Transfer to another site	BEAD	Bead burst, chaffer end separation, rim friction		ILS	Inner liner split or blister
F	Transfer from Supplier	FO	Foreign Object		LOPG	Radial run out
G	Sold	ACCD	Fire, Chemical, rock ejector, loader bucket		LT	Low tread
H	Send for recap	SB	Shock burst, no evidence of rock cut		CB	Rock cut Burst
***Service Code		SCK	Buttress crack, radial crack at shoulder area		SCHD	Schedule Change
A	Tyre rotation	SWC	Sidewall crack		TSEP	Tread Separation
B	Vehicle Maintenance	RO	Run out		RF	Run flat
C	Due to rim problem	VIB	Pattern pitch vibration		SIDE	Sidewall separation
D	Due to tyre problem	BDFT	Improper fitment		HSEP	Heat separation
E	Due to air leak	NA	Not applicable		WO	Worn Out
F	Tyre fitment	WO	Worn Out		MATC	Matching
G	Other reason					

Tyre and Rim Positions:



Note: The electronic copy of this document is controlled. To ensure that other copies of this document are current, check the revision number and date against the compliance management database, Qudos

Prepared By:	Julia Crook	Date:	26/04/2016	Approved By:	John Stokes	Date:	26/04/2016
Rev. No:	1	Date Implemented:	26/04/2016				