

UNIT # 100

Date	June 1 2022	Hours	9726	Licence No.	H-39944
Kilometers	133446	CVIP	Sept 2022	Make	KW
Serial #	959164			Model	T-800

REPAIRS PERFORMED	HRS	MATERIALS AND PARTS
		QTY PART NUMBER
June 1 Installing S-CAM bushings and seals		1 ARMADA S-CAM PN ARO270L
★ POOR quality seals require chamfering of S-Cam tube for installation - more time		1 ARMADA Shock PN AR65404
- Remove worn pot clevis's x2		3 S-cam bushing kit PN ARCK406
- Remove 2 AIR lines (chaffed)		1 S-CAM tube PN 812850N
★ Clean axle seal surface for wheel seals considerable extra time compared to two piece Stenoco seals		1 S-cam tube PN 812852
June 2		
- R+R Axle #3, damaged Air pots		
- R+R Axle Tubes		
- Install SCAM, bushings, clevis's		
- Dust shield broken, bolts drill and TAP		
- Clean & inspect Axle / RH install seal, bearings and adjust		
performed by Paul Coke	TOTAL HOURS	
approved by Au		



BLACK GOLD VACUUM SERVICES
 BOX 230, RED EARTH CREEK, AB T0G 1X0
 CENTRAL DISPATCH: 780-649-3448 FAX: 780-649-3694
 EMERGENCY CONTACTS: 780-649-3448



WORK ORDER 3031

#100

JNIT # Blue Kenworth + scissor neck

Date	May 17 / 22	Hours	9.724	Licence No.	H - 39944
Kilometers	133446	CV#	25 2022	Make	KW
Serial #	959164			Model	T-800


REPAIRS PERFORMED

Complaint tires Check all lights
 truck and trailer
 Needs - two Left Fender lights,
 old ones corroded
 - HVAC dash face plate
 - Fuse box cover and repair
 - power point wiring reroute
 - Engine oil leak in dash
 Power Steering Reservoir Cap
 Changed - LH headlight rack
 light outboard
 - change cab lights burnt out
 - change head light
 - install LH deck work light
 diagnosed - work lights - relay missing
 - loose RR motor mounts
 - 1 REAR shock

HRS	MATERIALS AND PARTS	
	QTY	PART NUMBER
	1	Grote P/N # G4002
	5	Red 4" led light P/N # 194 bulbs
	1	5 pin relay
	1	1A1 head light low beam
	1	4" Rubber mounted work light

Performed by Paul Calk
 Approved by AM

TOTAL HOURS 9.724

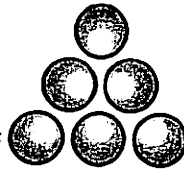


UNIT # 100 Old Blue

Date	<u>Sept 6, 7, 8 2022</u>	Hours	<u>97.26</u>	Licence No.	<u>4-9944</u>
Kilometers	<u>133446</u>	CVIP	<u>Std 202</u>	Make	<u>KW</u>
Serial #	<u>759164</u>			Model	<u>T-900</u>

REPAIRS PERFORMED

REPAIRS PERFORMED	HRS	MATERIALS AND PARTS	
		QTY	PART NUMBER
Sept 6 - finish rewiring of heater detail and change out heater switch and dash faceplate		1	Paccar Control Assembly PN SR2000069
- Drain and save engine oil		1	heater switch PN BA10050
- Remove oil pan, install new pan gasket, refill motor heater outside		1	Paccar Wire Harness PN SR2000046
- Requires new trailer plug		1	Tow PRO trailer connector PN DYM 27060
Sept 7 - Install new trailer plug			
Sept 8 - Clean cab, blow out air filter			
- Repair window crank, WW knob			
- Waiting for Rear Speed sensor			
- Installed new speed sensor			
- Test Drive Everything OK			
performed by <u>Paul Lake</u>	TOTAL HOURS		
approved by _____			

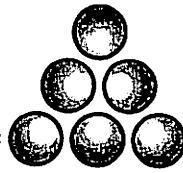


UNIT # 100

Date	Aug 30/31 2022	Hours	9726	Licence No.	H-39944
Kilometers	133446	CVIP	Sept 2012	Make	KW
Serial #	959164			Model	T-800

REPAIRS PERFORMED

REPAIRS PERFORMED	HRS	MATERIALS AND PARTS	
		QTY	PART NUMBER
Aug 30 - Repair Bent Grill AS best AS possible - Move out to wash, use VAPOR bath, and pressure washer - Pressure washer blew out a bolt in pressure manifold (BP) Incorrectly installed in line metric thread for a soap injector (the parts runner) - steel parts from different pump and charge manifold			
Aug 31 - finish fixing pressure washer and wash off engine for engine oil leak diagnosis - Move trailer and clean truck back into shop for diagnosis and repair - diagnosis points to sticking tractor protection valve, ordered			
performed by <u>Paul Catto</u>	TOTAL HOURS		
approved by _____			



UNIT # 100

Date	June 11/13/	Hours	9726	Licence No.	K-39944
Kilometers	1133446	CVIP	Sept 2022	Make	KW
Serial #	959164			Model	T-800

REPAIRS PERFORMED

HRS

MATERIALS AND PARTS

QTY

PART NUMBER

June 11 - Removal crossmember gusset Axle #2-3

32 5/8" fine Thread for nylock nuts

- Thread chase axle retention studs

1 Procar threaded insert bushing

June 13 install lock tie as necessary

- Install axles and torque to spec with new nuts

2 Procar Threaded pin Part # 5296

- Top of wheel bearing

pevicures on Axle #2 - #3

- clean and fix gear oil pump

- Removal of crossmember gusset Axle 2-3 RH #

- Removal of L+R axle 1-2 crossmember gussets

- final removal of wetted III bushing RH Axle #1


- Install bushings and pins

- Remove S-CAM bushings and seals (seized in)

performed by Paul Catic

TOTAL HOURS

approved by _____



2011/21st

UNIT # 100

Date	June 17 2022	Hours	9726	Licence No.	K-39944
Kilometers	133446	CVIP	Sept 2022	Make	KLW
Serial #	959164			Model	T-800

REPAIRS PERFORMED	HRS	MATERIALS AND PARTS	
		QTY	PART NUMBER
(Build seal installation tool) June 17th - Install slack bushings and Axle #1 seals, install S-cam, Slack Adjuster and Air pot		2	Automann Slack Adjuster PN 135 1016
June 20th - Clean and inspect bearings RH Axle #1 install, adjust bearings and put on brake Drum		1	S-cam Armada PN APO833R
- LH side start, cleaning remove seized bolts holding shoe guides		2	Rushing seal kit ARAL1427
		2	CR wheel seals PN 35058
		2	gasket PN 453869-8CHK
June 21st - install new shoe guide. Axle #1 - install new S-cam bearings LH seals and cam, slack adjuster			
- start removal of cross member gusset LH between Axle #2-#3			
performed by <u>Paul Cate</u>			
approved by _____			
	TOTAL HOURS		