

Description of Work Performed:

- Change engine oil Pan with New
- New Gasket
- Torque
- New Oil Pump Suction O Ring
- Tighten Bolts on front cover
- oil change and filter
- Add fresh oil
- No ~~front~~ Right Signal on Head Ache Rack
- Trace to under Cab No Power?
- Replace Air Bag Right Side
- # In Axle lead.

Work Performed by: _____

Date Repair Completed: _____

Description of Work Performed:

* Last drive shaft *

- Yoke Nut Loose

- Remove Nut

- Re lock Tight

- Replace Coupling

- slack adjust Archon Pins

Work Performed by: _____

Date Repair Completed: _____

Description of Work Performed:

* - Replace Both Air Filters *

- OUIP -

- All New drums steer + drives

- Remove All wheels

- 2 Windows Front

* New Cross tube Front Steer *
- check Alignment

* Repair Right Signal on
Head Ache Rack!

- Find Harness to Chassis Node
loose fix tighten

- Replace Twire Mole on Deck

Work Performed by: _____

Date Repair Completed: _____

Description of Work Performed:

Drain old oil and remove old oil filter
fill with new oil and install new oil filter
Ran look for leaks
Grease job truck + trailers

Work Performed by: _____

Date Repair Completed: _____

Description of Work Performed:

- oil change
- change oil filter
- Add fresh oil
- Run check for leaks
- Grease All

Work Performed by: _____

Date Repair Completed: _____



Dale Croswell Construction

Phone: (780)398-3568

Fax: (780)398-2548

P.O. Box 690

Thorhild, AB T0A3J0

Vehicle/Equipment Maintenance Log

Date: Oct 7/24/

Unit #: Mike B 22-47

KM: 592972

HRS: 8/41

Description of required work: - High idle check Codes
- Fuel Filters ?
- check V Bar
- Air dryer purge valve

Repair Requested by:

Table with 4 columns: Quantity, Part Number/Description, and two empty columns.

Description of Work Performed:

- Driver -
- Destroys - head Tamp, Tamp Arms
- Tamp Pipe
- Truck left fender

- Order Parts

- Replace Air dryer Purge Valve

* Replace Both Fuel Filters

- Replace V Band #3 Axle

New V Band #3 Axle

- Particulate Sensor

- Differential Pressure

- outlet Pressure Sensor

Work Performed by: _____

Date Repair Completed: _____



25325 117 Ave, Acheson, AB T7X 6C2

PHONE: 780-447-4488
www.summittrailer.ca

Invoice: 01P22367
Date / Time: 10/7/2024 10:27:17AM
Parts Order: 22367
Customer:
Branch: S1
Invoice Total: \$ 205.79
*** Charge ***
Page 1 of 1

Bill To: DALE CROSWELL CONSTRUCTION CO. LTD.
BOX 690
THORHILD, AB T0A 3J0

Ship To: DALE CROSWELL
CONSTRUCTION CO. LTD.
BOX 690
THORHILD, AB T0A 3J0
Office Phone: 780-398-3568
Shop Phone: 780-307-4511
Fax: 780-398-2548
Email:

Customer P/O: 22-47

Invoiced By: Kunger

Delivery Method: B - Shipping/Dock Pick Up
Territory: 100

Part / Misc	Description / Ref Number	U/M	Quantity	List	Price	Ext Price
FS66S	FENDER-66-SS-1/2 TANDEM-1PC	Each	1	\$248.25	\$195.99	\$195.99

** - Mike B drive Tire **
Fender.

Detail Tax Info:

GST - 86925 8103 RT

Total: \$9.80
\$9.80

Invoice Subtotal:	\$195.99
Total Tax:	\$9.80
Invoice Total:	\$205.79

Payment Method:
Charge

Payment Terms:
Net 30 Days

Due Date:
11/06/2024

Remit To: Summit Trailer Ltd - Acheson
25325 117 Ave
Acheson, AB T7X 6C2

Thank you for your business!

TERMS & CONDITIONS

All returns must be accompanied with the original invoice, product packaging and returned within 30 days of the purchase invoice date.
There will be no returns or exchanges on electrical or special order parts.
All claims for shortages must be made within 3 business days of receipt of goods.
All cores must be returned within 30 days of the purchase date and be accompanied by the original invoice.

PAYMENT TERMS

Payment is due on receipt of goods or services or by an authorized terms agreement.
Interest will be charged in overdue amounts at the rate of 2% per month, 24% per annum.

Description of Work Performed:

- New Fuel Tank step
Right Side

- New Mud Flap Bracket Right end step

Work Performed by: _____

Date Repair Completed: _____

Description of Work Performed:


- All New drive Tier

- torque to spec

- Install New Shifter
on tranny

Work Performed by: _____

Date Repair Completed: _____



Dale Croswell Construction

Phone: (780)398-3568

Fax: (780)398-2548

P.O. Box 690

Thorhild, AB T0A3J0

Vehicle/Equipment Maintenance Log

Date: Dec 17/24

Unit #: Mike B

KM: _____

HRS: _____

Description of required work: - Def line
- lights
- Air leak Trunk?
- Air leak head?
- Winter front

Repair Requested by: _____

Table with 4 columns: Quantity, Part Number/Description, and two empty columns.

Description of Work Performed:

- change Tranny oil -

- change Both diff oils

- Add fresh oil

- Fix Repair light on left Rear
Truck B/E dual

* Diff filter *

- A 3380W 687

- LF 3341

Rockwell A3380W 1687

Work Performed by: _____

Date Repair Completed: _____

Description of Work Performed:

- Clutch Replace -
- Remove tranny - Re Run Tranny
 - clutch fail ✓
 - Install New clutch "Easy Pete 1"
- * - NO Repair to tranny: Visual only
- * - New steady bearing
 - New Pilot bearing
 - New clutch break
 - Re Install clutch
 - Re Install Tranny
 - Install Various Plumbing
 - Hose + Air lines
 - Drive shaft Install
- Replace All 3 Hyd Hoses on Hyd Pump
 - Hose Wrap
- New Tranny oil
- Install shifter
- Install exhaust Piping
- Hook up to tractors Test All
- Replace Missing exhaust Manifold Bolt
- Replace Rear upper Tranny Support Bracket
- Set Pto Pump Back lash .010

Work Performed by: _____

Date Repair Completed: _____

Description of Work Performed:

* - Replac Both Air filters *

- OUIP -

- All New drums steer + drives

- Remove All wheels

- 2 Windows front

* New Cross tube front steer *

- check Alignment

* Repair Right Signal on
Head Ache Rack!

- Find Harness to Chassis Node
loose fix tighten

- Replac Twire Mabe on Deck

Work Performed by: _____

Date Repair Completed: _____

Description of Work Performed:

Drain old oil and remove old oil filter
fill with new oil and install new oil filter
Ran look for leaks
Grease job truck + trailers

Work Performed by: _____

Date Repair Completed: _____

Description of Work Performed:

- oil change
- change oil filter
- Add fresh oil
- Run checks for leaks
- Grease all

Work Performed by: _____

Date Repair Completed: _____

Description of Work Performed:

- Driver -
- Destroys - head Tamp, Tamp Arm's
- Tamp Pipe
- Trunk left fender

- Order Parts

- Replace Air dryer purge valve

* Replace Both Fuel Filters

- Replace V Band #3 Axle

New V Band #3 Axle

- Particulate Sensor

- Differential Pressure

- outlet Pressure Sensor

Work Performed by: _____

Date Repair Completed: _____

Description of Work Performed:

- New Fuel Tank step
Right Side

- New Mud Flap Bracket Right end Aug

Work Performed by: _____

Date Repair Completed: _____

Description of Work Performed:

- All New drive Tire

- ~~Large~~ Suspension

- Install New Shifter
on Truck

Work Performed by: _____

Date Repair Completed: _____

Description of Work Performed:

- Grease
- oil change
- Inspect drive line
- Replace Junction Box
on Rear Axle for 7 Wire
- Tire
-

Work Performed by: _____

Date Repair Completed: _____

Description of Work Performed:



- New Coolant Block heater

- New oil Pan heater

- New Cords for Both

- oil change + filter

Driver hit other Trailer

- Replace Fuel Dump Right Side

- Tarp Arm Damage

- Replace - Right Side Crane Fuel
Dump due to Damage

Work Performed by: _____

Date Repair Completed: _____

Description of Work Performed:

Order : Exhaust Pipe
 : Fuel Pump Manifold

Block's fuses : Manifold

- EHR
- Cross over

Work Performed by: _____

Date Repair Completed: _____

Description of Work Performed:

- driver side window

Replace

- Fix Air leak BVE

Tranny /

- Install New Air fitting

Work Performed by: _____

Date Repair Completed: _____

May 20/25 used as Date for Entry-Samsara

Master Repair

22-47 / Mike B

Description of Work Performed:

9424 hrs / 622175 km

- Rad heating

* Replace Rad = from kw *

- New Bottom Rad hose

- fill with coolant

- oil change

- Grease Jobs

-

Description of Work Performed:

- oil change
- Change Filter
- Add Fresh oil Run check for leaks
- Grease All
-
-
-

Work Performed by: _____

Date Repair Completed: _____



SAND + GRAVEL + CONCRETE
A Division of Dale Croswell Construction Co. Ltd.

Work Order

Start Date: Nov 25/25

Unit #: Mike B 22-47

Start Time: 5:00pm

KM: 657701

End Time: 7:00pm

Hours: 9998.4

Completed Date: Nov 25/25

Technician: Tony

Description of Work Performed:

- Grease truck

Lined area for notes or additional information.


Parts Used:

2 Grease tubes

Part Number

Lined area for part numbers.

Signature:





SAND + GRAVEL + CONCRETE
A Division of Dale Croswell Construction Co. Ltd.

Work Order

Start Date: NOV 30 2025

Unit #: 22-47 + 3290 Endump

Start Time: 2:30 pm

KM: 660347

End Time: 6:00 pm

Hours: 10 044

Completed Date: NOV 30 2025

Technician: Tony

Description of Work Performed:

Unhook truck from endump for CVIP
hook to new endump (3290)

TEST

Oil change

- Drain old oil remove old oil filter
- Fill with new oil install new oil filter
- Run

Fuel filters

- Remove old fuel filters
- Install new fuel filters
- Prime 20x
- Run

Greased Truck Greased trailer

Parts Used:

45L 15-40 oil
Oil filter
Fuel filter
Fuel water seperator

Part Number

LF14000NN
FF5825NN
FS20172

Signature: _____





SAND + GRAVEL + CONCRETE
A Division of Dale Crosswell Construction Co. Ltd.

Work Order

Start Date: Dec 4 2025

Start Time: 12:00 pm

End Time: 6:00 pm

Completed Date: Dec 4 2025

Unit #: 981-610 ~~#~~ ~~#~~ 2021 22-47

KM: _____ Mikey Bower

Hours: _____

Technician: Matthew/Daryl

Description of Work Performed:

#	#	- Alt	=	D-1016-0160P
Brian		- Belt	=	
Kw		- Pulley	=	368 3004

- Diagnosed faulty Alternator
- removed old alternator
- replaced driver side Steer tire
- put on new alternator
- tested good

Parts Used:

A1+

Pulley

245 Skinny Steer Tire

Part Number


- 027-1016-016P

- 368 3004

KW

KW

Signature:





SAND + GRAVEL + CONCRETE
A Division of Dale Croswell Construction Co. Ltd.

Work Order

Start Date: Dec 4/ 2025

Unit #: 22-47

Start Time: 5:00 PM

KM: _____

End Time: 7:00 PM

Hours: _____

Completed Date: Dec 4/ 2025

Technician: _____

Description of Work Performed:

- Replace AIT
- Test Normal
- Hook up End dump

Work Order

Access# 14636-9764
Plate# CHJ 8862
VIN# 1XKWD40X6NR981610

Start Date: Feb 12/26

Unit #: 22-47

Start Time: 6:15

KM: 664574

End Time: 8.0 hrs total

Hours: 10137.2 hrs

Completed Date: _____

Technician: Kirk, Josh, Levi

Description of Work Performed:

- equip inspection C
- ✓ Replace Driver side window
- ✓ Replace passenger side window
- ✓ check levels
- ✓ Grease unit.
- Remove Samsara unit & camera & re install
- ✓ ADJUST Brakes
- ✓ Repair steering column cover rubber came out.
- ✓ Re install camera

3 shoes
20/20
20/20
20/20

Drum
419.68 | 419.31
419.41 | 419.29
420.85 | 421.01

Tires 15			7
8	8	7	7
9	8	7	7



SAND + GRAVEL + CONCRETE
A Division of Dale Crosswell Construction Co. Ltd.

Work Order

Start Date: Apr 9 2026
Start Time: 7
End Time: 3 30
Completed Date: _____

Unit #: 22-47
KM: 664766
Hours: 10 1/2
Technician: Tony

Description of Work Performed:

- Remove Sam Sara
- Remove 2 way radio
- Fix heated seats
- Fix tail lights
- Repair license plate light
- Install Lug nut caps
- Install Hub caps
- Fix various penny lights

Parts Used:

Hub cap x4
Steer hub cap x2
Rubber gromet
License plate light
wiring harness
yellow penny light x3
Red penny light

Part Number

MW 11031BK
MW12091BK
33700-P
49341
68610
01494782
01-4947-72

Signature: 



SAND + GRAVEL + CONCRETE
A Division of Dale-Croswell Construction Co. Ltd.

Work Order

Start Date: ~~2/2/2026~~ Feb 3/2026 Unit #: 22-47
Start Time: 7AM KM: _____
End Time: 5PM Hours: _____
Completed Date: _____ Technician: Len Olson

Description of Work Performed:

- Dressed and installed headache rack
- Wired in headache rack

