

Work Order[Repairs that have been completed]

Information

 402

 Chevallier Shop

 Wednesday, April 23rd 2025, 12:18 PM (MDT -06:00)

Equipment Work on

Unit Number  402


Hours  5035

Ordered By  Aidan McLauchlin

Date  April 23, 2025

Maintenance Completed

Maintenance Needed

-  -Replaced alternator
- fixed boost leak under air shut off
- topped up fluids

Completed By  Aidan McLauchlin

Parts Required

Mechanics Comments

Signatures

Aidan McLauchlin, *Mechanic*

 April 23rd 2025, 12:18 PM (MDT -06:00)

 52.0949024, -114.9262155



Office



Chevallier Geo-Con Ltd.
Bay 1 4027-44 Street Box 2040,
Rocky Mountain House, Alberta
T4T 1B5
403-844-2736

Work Order

Information

402

Field (General)

Tuesday, June 18th 2024, 4:03 PM (MDT -06:00)

Equipment Needing Worked On

Unit Number 402

Hours 4988

Ordered By Travis Hansen(Sub)

Date April 11, 2024

Maintenance Required

Maintenance Needed

250 hr service

Fuel, oil, air filter change.

New teeth on bucket

Fix lights

Fish plate thumb

Hydraulic leak on stick from aux hydraulics

Fix grab handle

Check planetary's

Check swing drive motor

Hydraulic leak under valve body suspect pilot hose

Hood latch

Stick cylinder rod end connection leaking

Fuel filler neck damaged cap not staying on

New stick pin and bushings and shims

Fix fuel tank neck

Completed By

 No Response


Parts Required

Mechanics Comments

Signatures

Travis Hansen(Sub), Operator(Sub)



 June 18th 2024, 4:03 PM (MDT -06:00)





Chevallier Geo-Con Ltd.
Bay 1 4027-44 Street Box 2040,
Rocky Mountain House, Alberta
T4T 1B5
403-844-2736

Track Hoe Check List

Information

 402

 Field (General)


 Tuesday, April 2nd 2024, 3:27 PM (MDT -06:00)

Information

Date Inspection completed

 April 2, 2024


Hour meter Reading

 4988

Checked By


 Austin Leavitt


Unit Number

 402

Condition

Visual condition- Cracks, Leaks, Dents, Missing Etc


 Safe, Minor Defect, Fix Later

 *Missing hand rail on tanks side*
Missing 1 hood latch


Oil, Fuel, Hydraulic Levels, Planetary Oil

 Safe


Air Filters

 Safe


Antifreeze Level, Color

 Safe

Fan Belts


 Safe

Emergency Shut Off


 Safe

Hydraulic Hoses, Leaks

 Safe, Minor Defect, Fix Later

 *Leaky quick coupler on stick*


Rollers, Pads, Bolts

 Safe


Track Tension

 Safe


Bucket Condition (Teeth-cutting edge)

 Safe


Attached Properly (no missing bolts etc)

 Safe


Boom moves freely

 Safe


Hydraulic Cylinder

 Safe

Thumb


 Safe


Cage in Front

 Safe


☒ Yes No NA Greased?


Hood Secure

 Safe, Minor Defect, Fix Later

 *Missing hood latch*

Glass, Mirrors, Lights

 Safe

 *1 burnt out*

Wiper Blade & Arm

 Safe

☒ Yes No NA General House Keeping

Fire Extinguisher Expiry Date

 January 9, 2025

First Aid Kit/Fire Extinguisher Condition

☒ Safe

Radio/Gauges/Lights(warning)

☒ Safe

Seat Suspension

☒ Safe

A/C & Heater

☒ Safe

Yes No ☒ NA Lock Out Tag in Hoe?

Yes No ☒ NA Grease Gun & Grease

Back Up Alarm

☒ Safe

Park Brake Function

☒ Safe

Horn

☒ UnSafe


☐ No horn

Yes No ☒ NA Fire standby equipment: Fire Spade, Backpack Water Sprayer


Is there a proper size clevis in the hoe? If not then one is needed. = Yes

Signatures

Austin Leavitt, Operator/labourer

 April 2nd 2024, 3:27 PM (MDT -06:00)

 52.3612894, -114.9051654

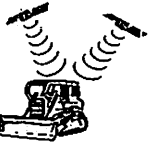


Unit #: 402 Hours: 3514 Ordered by: GRANT Date: Nov 18/20 Work Order #: 0963

Maintenance Required	Completed by
BOOM UP FUNCTION WAS OVER PRESSURING ON THE PILOT SIDE WHEN STICK IN WAS BOTTOMED OUT. OPERATOR COULD FEEL PRESSURE ON JOYSTICK.	GRANT
BOOM WOULD CONTINUE TO GO UP IF STICK WAS UNDER PRESSURE (STICK IN). CONFIRMED WITH PRESSURE GAUGE ON BOOM UP PILOT TO VALVE BODY	
TOOK APART BOOM REGEN VALVE ON BOOM SPOOL 1. O-RING HAD NICK IN IT. TRIED TO ORDER THROUGH BRAWNT BUT THEY HAVE NO PIN FOR THE O-RING. I WENT TO LEE SEALS & GOT THEM TO MATCH IT UP	
ALSO RE SEAL O-RING & B/U RING ON BUCKET SPOOL	
METAL LINE FROM DIL REGEN VALVE TO SLOW OLD VALVE Y22 WAS TWISTED PULING REMOVAL ORDERED NEW LINE FROM BRAWNT	

Quantity	Part #
9	A811045R O-RING FOR VALVE SPOOL CAPS
2	O-RING FOR 4 SPOOL SIDE VALVE SPOOL CAP (TOP). ALSO ON DIL REGEN VALVE ON BOTTOM
1	M800650 O-RING ON FITTING ON DIL REGEN VALVE
2	O-RINGS & BACKUP RINGS FOR POPETS ON BOOM & BUCKET SPOOLS
400	BID H4D OIL

Mechanic's Comments
O-RING ON BOOM REGEN VALVE WAS SQUARED UP AND HAD NICK ON THE INNER SURFACE.
WORKS MUCH BETTER. CAN NO LONGER FEEL PRESSURE ON JOYSTICK



Hoe

Check List

Date: Feb 27th 2020	Client:
Location: SHAD	Unit #: 1402
Checked By: JESSIE	Hours: 3244

Condition:	Safe	Unsafe	Major Defect	Minor Defect	Fix Now	Fix Later	Comments:
Visual Condition – cracks, leaks, dents, missing, broken...	✓			✓		✓	has some leaking on boom
Oil, Fuel, Hydraulic Levels, Planetary Oil	✓						
Air Filters	✓						
Antifreeze Level and Color	✓						
Fan Belts	✓						
Emergency Shut-off	✓						
Hydraulic Hoses, Leaks	✓						
Rollers, Pads, bolts...	✓						
Track Tension	✓						
Bucket Condition	✓						
Attached Properly	✓						
Boom Moves Freely	✓						
Hydraulic Cylinder	✓						
Thumb	✓						
Cage in Front	✓						
Greased	✓						
Hood Secured	✓						
Glass, Mirrors, Lights	✓						
Wiper Blade & Arm	✓						
General Housekeeping	✓						
First Aid Kit / Fire Extinguisher	✓						EXAMAS Jan 2021 14a
Radio/gauges/lights-idiot	✓						
Seat suspension	✓						
A/C / Heater	✓						
Lock Out Tag	✓						
Grease Gun & Grease							
Spare Grease Nipples(5)							
Back Up Alarm	✓						
Park Brake Functioning	✓						
Horn	✓						
Fire Standby:							
Fire Spade							
Backpack Water Sprayer							

Signature: Jessie

DM HAS Dent THUMB
DAM