



Customer Quotation

Q12803168

Customer

JE AND JWT HYLES

557 BRIARS SHARROW ROAD

BUNGENDORE 2621
0429954894

Dealer

Twin City Truck Centre

255 MCKOY ST


WODONGA 3690

Sales Representative **DARREN NICHOLL**

Contact No. 0418344525

Pricing Period Aug 1, 2020
Truck Model **T659**
Tare Weight (excluding fuel) 10,513kg
Quantity 1

Truck Price exc. GST
Net Price exc. GST & Taxes
GST
Registration (Type:)
On Road Costs
Net Price inc. GST & Taxes



Pricing does not allow for cost variations caused by changes in government policy, government regulations or currency exchange fluctuations.



Twin City Truck Centre A036
255 MCKOY ST

JE AND JWT HYLES
557 BRIARS SHARROW ROAD

WODONGA, Victoria Australia 3690

Phone:

Fax:

Email: dcn@twincitytruckcentre.com.au

BUNGENDORE, New South Wales Australia 2621

Phone: 0429954984

Fax: 00

Contact Email: hylesbulkhaul@gmail.com

Prepared for: JON HYLES

Vehicle Summary

| | Unit | | Chassis | |
|-----------------------|---------------------|------------------|--------------------------------------|--------|
| Model: | | T659 | Fr Axle Load (kg): | 6766 |
| Type: | | Prime Mover | Max Front Load (kg): | 6500 |
| Description: | | NEW BUILD | Distance at Max Load (%): | 10 |
| | Application | | Rr Axle Load (kg): | 16500 |
| Intended Serv.: | | Farm Produce | Max Rear Load (kg): | 17500 |
| Commodity: | | Grain/Fertilizer | Distance at Max Rear Load (%): | 10 |
| | Body | | G.C.M. (kg): | 62500 |
| | | | Max G.C.M. Load (kg): | 68000 |
| | | | Requested G.C.M. Load (kg): | 97000 |
| Type: | | | Distance at Max G.C.M. Load (%) | 2 |
| Length (mm): | | 0 | Wheelbase (mm): | 5750 |
| Height (mm): | | 0 | Overhang (mm): | 1370 |
| Body Weight (kg): | | 0 | Fr Axle to BOC (mm): | 3,575 |
| Body Width (mm): | | 0 | Cab to Axle (mm): | 2,175 |
| | Trailer | | Cab to EOF (mm): | 3,545 |
| No. of Trailer Axles: | | | Overall Comb. Length (mm): | 17980 |
| Type: | | Rear Tipper | Road Conditions: | |
| Length (mm): | | 12500 | Class A (I'state hwy/Roads): | 100 |
| Height (mm): | | 4300 | Class B (Well maintained): | 0 |
| Kingpin Inset (mm): | | 1500 | Class C (Poorly maintained): | 0 |
| Corner Radius (mm): | | 200 | Class D (Off-Road): | 0 |
| Trailer Width (mm): | | 2500 | Maximum Grade: | 10 |
| | Restrictions | | Length Max Grade (km): | 2 |
| Length (mm): | | 26000 | Normal Grade (%): | 4 |
| Width (mm): | | 2500 | Length Normal Grade (km): | 2 |
| Height (mm): | | 4300 | Annual Distance (km): | 200000 |
| | | | Special Req. | |
| | | | Interstate (East Coast of Australia) | |

Approved by: _____

Date: _____

Unpublished options may require review/approval.
Dimensional and performance data for unpublished options may vary from that displayed in PROSPECTOR.

Printed: 11/11/2020 8:49:08 AM
Effective Date: Aug 1, 2020
Prepared by: ID: DARREN NICHOLL

Complete

Model Number: T659
Quote/DTPO/CO: Q64803551
Version Number: 37.01



Twin City Truck Centre A036
255 MCKOY ST

JE AND JWT HYLES
557 BRIARS SHARROW ROAD

WODONGA, Victoria Australia 3690

Phone:

Fax:

Email: dcn@twincitytruckcentre.com.au

BUNGENDORE, New South Wales Australia 2621

Phone: 0429954984

Fax: 00

Contact Email: hylesbulkhaul@gmail.com

Prepared for: JON HYLES

| Model | Description | \$ List | Weight |
|-------------------------------|---|---------|--------|
| T659 | Includes radiator, silicon radiator/heater hoses, front axle shock absorbers, PVC covered chassis wiring, grab handles for cab access & at rear of cab/sleeper, fuel tank steps, front tow hitch/hook, rear axle park brakes, colour coded polyester nylon cab & chassis airlines. | 314,000 | 8,287 |
| Configuration | | | |
| | Single steer + tandem drive (6 x 4) | 0 | 0 |
| | Farm Produce Vegetables, crops | 0 | 0 |
| | Grain/Fertilizer | 0 | 0 |
| | Rear Tipper | 0 | 0 |
| | Prime Mover with B-Double trailers. 2 trailers, each connected via 5th wheel on back of truck or trailer. Up to 26.0m overall length. | 0 | 0 |
| | Drum trailer brakes without ABS/EBSS on trailer | 0 | 0 |
| | ADR compliant | 0 | 0 |
| | Interstate (East Coast of Australia) | 0 | 0 |
| | Australia | 0 | 0 |
| | Speed Limiter - 100km/hr | 0 | 0 |
| Kits | | | |
| | No fuel haul kit | 0 | 0 |
| | Standard Service kit | 0 | 0 |
| Engine & Equipment | | | |
| | Cummins X15 Euro V 600hp / 2050lbft 615hp @ 1800 rpm, 2050lbft torque @ 1200 rpm. 15.0 litre displacement. ADR80/03. Six cylinder in-line turbocharged air-to-air aftercooled, Aluminium flywheel housing. Fleetguard combination full flow & by-pass oil filters & integral oil cooler. Includes 2000rpm max, Cummins road speed limiter, KW spin on water filter. | 8,540 | 0 |
| | EGP mtd in chassis, Dual side of cab exhaust - In chassis EGP mounted RHS. | -1,730 | 8 |

Unpublished options may require review/approval.
Dimensional and performance data for unpublished options may vary from that displayed in PROSPECTOR.

Printed: 11/11/2020 8:49:08 AM
Effective Date: Aug 1, 2020
Prepared by: ID: DARREN NICHOLL

Complete

Model Number: T659
Quote/DTPO/CO: Q64803551
Version Number: 37.01



| Description | \$ List | Weight |
|--|---------|--------|
| Dual SS exhaust shield (no letters) - Polished shield. | 0 | 0 |
| Dual curved chrome 5" tailpipe - max height | 480 | 5 |
| Fuel Pro fuel filter/water separator Cummins ISX/Signature Engine Family only. | 180 | 0 |
| Cummins 8.8l/s (18.7cfm) compressor | 0 | 0 |
| 12V starter with key switch | 0 | 0 |
| PACCAR 15" SS air cleaners - integrated caps (Stainless Steel cowl mtd air cleaners) | 0 | 0 |
| 160A non isolated alternator (X15/QSK/MX-12V) | 40 | 2 |
| 12 volt cab/chassis electrics (unless otherwise specified in Misc Air Equipment, trailer connections will also be 12V) | 0 | 0 |
| Urea metering device to suit SCR engine | 0 | 0 |
| Cummins engine brake, steering wheel mtd switches | 0 | 0 |
| Radiator mounted bug screen | 130 | 1 |
| Horton single speed fan clutch | 0 | 0 |
| Barry type rear engine mounts (GCM 110T & less) | 0 | 0 |

Transmission & Clutch

| | | |
|---|-------|----|
| Eaton Fuller RTLO22918B transmission 2250lbft torque, 18 speed overdrive. | 5,450 | 0 |
| 2250lbft Ezy Pedal Advantage 3 - VCT+ clutch (manual adjust) | 340 | 0 |
| RPL25 main driveline & 1 C/Bearing (MERITOR Series) | 1,610 | 67 |
| RPL20 interaxle driveline - tandem (MERITOR Series) | 370 | 14 |
| Extended grease line to clutch bearing | 100 | 2 |
| Extended grease line to clutch shaft | 170 | 4 |
| Isolated gearshift lever (T9 includes stainless steel gearshift surround) | 0 | 0 |
| Transmission oil cooler | 0 | 0 |
| Aftermarket trans PTO NOT with a factory switch - use with a constant drive trans PTO or when a switch will be fitted aftermarket also. | 0 | 0 |
| Remote transmission breather | 110 | 2 |

Axles & Equipment

Unpublished options may require review/approval.
Dimensional and performance data for unpublished options may vary from that displayed in PROSPECTOR.

| | | | | |
|-----------------|-----------------------|-----------------|-----------------|-----------|
| Printed: | 11/11/2020 8:49:08 AM | Complete | Model Number: | T659 |
| Effective Date: | Aug 1, 2020 | | Quote/DTPO/CO: | Q64803551 |
| Prepared by: | ID: DARREN NICHOLL | | Version Number: | 37.01 |



| Description | \$ List | Weight |
|--|---------|--------|
| MERITOR MFS73 (7.3t capacity) (single steer) Includes standard warranty: 24 Months/Unlimited kms (excluding wheel end equipment). | 2,610 | 27 |
| Meritor 16.5x6 LA(Q+) front drum brakes (single) on Meritor MFS73 and FL941 front axles | 0 | 0 |
| Front springs, 7.2t taper leaf (> 9" susp) | 0 | 0 |
| 2 HD Steel piloted front hubs & drums - 285PCD (FL/MFS73/D2000F) | -1,220 | 5 |
| TRW Ross TAS 85 power steering | 0 | 0 |
| REAR AXLE RATIO-4.30 | 0 | 0 |
| MERITOR RT46-160GP - dual diff locks 20.9t GAW (tandem). Cross wheel diff locks applied to both drive axles. Includes standard warranty: GCM <110T, 24 Months/Unlimited kms (excluding wheel end equipment). | 3,570 | 32 |
| 16.5" x 7" Meritor Q+ rear drum brakes (tandem) | 0 | 0 |
| AIRGLIDE 460 10.5", 20.9T GAWR (tandem) 2 steel pedestals, 10.5" ride height | 170 | 56 |
| Rear Axle spacing 1321mm NOTE - axles are located by suspension components which may move longitudinally with variances of vertical load or installation angles. | 0 | 0 |
| 4 Aluminium piloted rear hubs & drums - 285PCD (R-series) | 0 | 0 |
| Interaxle diff lock | 0 | 0 |
| Timken NP pinion bearings fitted to forward rear axle carrier | 380 | 0 |
| Remote mounted diff breather(s) | 400 | 5 |
| KEEP DIFF REMOTE BREATHERS BELOW TOP OF CHASSIS RAIL | 0 | 0 |

Tyres & Wheels

| | | |
|---|-----|-----|
| Bridgestone 295/80 R22.5 R150-II - 2 steer | 0 | 0 |
| Bridgestone 11R22.5 M749 ECOPIA - 313 RPK | 0 | -12 |
| Alcoa 9.00x22.5 285PCD - 2 steer hub pilot (Includes chrome hub covers with KW logo) | 210 | 10 |
| Alcoa 8.25 x 22.5 285PCD hub pilot | 0 | 0 |
| 2 Polished wheels - single steer (only required with Alcoa steer wheels/rims) | 60 | 0 |
| 4 Polished, 4 Clean Buff finishes - rear (only required with Alcoa drive wheels/rims) | 220 | 0 |

Frame & Equipment

| | | |
|--|-------|-----|
| 273mm x 89mm x 9.5mm rails up to 11420mm (0.0621kg/mm/pair of rails) | 1,720 | 146 |
|--|-------|-----|

Unpublished options may require review/approval.
Dimensional and performance data for unpublished options may vary from that displayed in PROSPECTOR.

| | | | | |
|-----------------|-----------------------|-----------------|-----------------|-----------|
| Printed: | 11/11/2020 8:49:08 AM | Complete | Model Number: | T659 |
| Effective Date: | Aug 1, 2020 | | Quote/DTPO/CO: | Q64803551 |
| Prepared by: | ID: DARREN NICHOLL | | Version Number: | 37.01 |



| Description | \$ List | Weight |
|---|---------|--------|
| Rear suspension insert | 0 | 0 |
| Taper cut-off / Dolly towing crossmember | 260 | 18 |
| Sealant between chassis rail & suspension insert | 290 | 2 |
| Temporary FUPS device | 640 | -72 |
| Aftermarket FUPS bullbar to be fitted | -3,600 | 0 |
| Slide tray b/box LH under cab above round tank | 630 | 3 |
| Tool box RHS under cab above tank (note:for a C509 sound attenuation shields are NOT included with this option) | 0 | 0 |
| 4 x 12V heavy duty Kenworth batteries | 0 | 0 |
| Reversing alarm | 180 | 1 |
| Spraysafe Tandem plastic mudguards - Navy Blue | 220 | 4 |
| Spray Suppressant mudflaps- front (single steer) | 170 | 1 |
| Thermoflex mudflaps - rear | 0 | 0 |
| 100w (50mm evens) fifth wheel angles GCM limited to 200T. | 190 | 17 |
| Holland FW331A2 (D-value 165kN) Low lube, Cast Steel 50mm fifth wheel, 223mm overall height, 16mm base plate | 3,270 | 209 |
| 5th Wheel setting 0mm | 0 | 0 |
| Subframe, air ride suspension, 1525mm sleeper box - mounted inboard and outboard of chassis (4 shocks & 4 airbags) | 3,260 | 70 |

Cab & Equipment

| | | |
|---|-----|---|
| T659 cab, modular sleeper Huckbolted steel & aluminium cab frame. Steel, aluminium and fibreglass cab construction using aerospace technology. Aluminium bulkhead type doors with continuous piano-type hinges. LED warning light cluster located in dash, low air warning buzzer, engine water temperature gauge, engine oil pressure gauge, voltmeter, fuel level gauge, speedometer, tachometer, air system pressure gauges, manual reset circuit breakers on essential circuits with fuses on non-essential circuits, interior sunvisors, cab interior light, door courtesy lights, pocket holder in drivers door, seat mounted inertia-reel seat belts to driver & rider seats, directional/hazard lights front & rear, front outline LED marker lights on mirrors, vinyl floor mats, dual electric horns. | 0 | 0 |
| Traditional hood, T659, external air cleaners | 0 | 0 |
| Crimson cab trim, HD diamond pleat vinyl (4888) with black hard trim as standard | 0 | 0 |
| ISRI 6860/870 PRO air susp driver seat, Burgundy with premium seat cushion, Integrated Horizontal Isolator and L & R arm rests (LH arm rest only on COE). | 750 | 1 |

Unpublished options may require review/approval.
Dimensional and performance data for unpublished options may vary from that displayed in PROSPECTOR.

| | | | | |
|-----------------|-----------------------|-----------------|-----------------|-----------|
| Printed: | 11/11/2020 8:49:08 AM | Complete | Model Number: | T659 |
| Effective Date: | Aug 1, 2020 | | Quote/DTPO/CO: | Q64803551 |
| Prepared by: | ID: DARREN NICHOLL | | Version Number: | 37.01 |



| Description | \$ List | Weight |
|--|---------|--------|
| Fixed rider's seat - Burgundy with no arm rests. | 0 | 0 |
| Drivers black lap/sash seat belt | 0 | 0 |
| Riders black lap/sash seat belt | 0 | 0 |
| FM/AM radio aerial - roof mounted | 0 | 0 |
| FM/AM radio & CD, 4 speakers, 2 tweeters | 180 | 2 |
| Electrophone UHF CB radio with aerial to LHS | 780 | 2 |
| Electrophone UHF CB radio with aerial to RHS | 780 | 2 |
| Kenworth integral heater/airconditioner | 0 | 0 |
| Two piece curved windscreen - tinted, laminated safety glass with dual electric variable speed windscreen wipers | 340 | 0 |
| Daylite II door with electric lift window to LHS | 0 | 0 |
| Daylite II door with electric lift window to RHS | 0 | 0 |
| Dual airhorn, 572mm & 648mm mounted on roof | 0 | 0 |
| Flat mirrors-heated with Moto mirror LHS & RHS | 720 | 2 |
| Spotter mirrors below main(2) | 90 | 1 |
| Power plug in driver's seat riser | 140 | 0 |
| Dual port USB power supply | 0 | 0 |
| Two spare switches in main switch panel (where space permits) | 0 | 0 |
| Cigarette lighter and ashtray (Includes a 5V USB socket) | 0 | 0 |
| LED headlights, LED Hi Beam, NON functional DRL - integrated daytime running lights are NOT functional in this option | 2,120 | 2 |
| Wiring & switch - later fitment of driving lights | 80 | 0 |
| LED Mirror mounted rear facing floodlights - with glare shield | 850 | 2 |
| Flush mounted wall floodlights for 1525mm sleeper | 0 | 0 |
| Door courtesy lights | 0 | 0 |
| LED stop/tail lights (incl. reverse lights) | 0 | 0 |
| 2 LED marker lights only | -140 | -2 |
| Exterior sunvisor - stainless steel | 330 | 1 |
| Oil temperature gauge - engine | 110 | 1 |
| Oil temperature gauge - transmission | 70 | 1 |
| Oil temperature gauges (2) - tandem axles | 440 | 1 |
| SCR fluid gauge | 0 | 0 |

Unpublished options may require review/approval.
Dimensional and performance data for unpublished options may vary from that displayed in PROSPECTOR.

| | | | | |
|-----------------|-----------------------|-----------------|-----------------|-----------|
| Printed: | 11/11/2020 8:49:08 AM | Complete | Model Number: | T659 |
| Effective Date: | Aug 1, 2020 | | Quote/DTPO/CO: | Q64803551 |
| Prepared by: | ID: DARREN NICHOLL | | Version Number: | 37.01 |



| Description | \$ List | Weight |
|---|---------|--------|
| 80mm pyrometer | 280 | 2 |
| VDO analogue clock | 120 | 1 |
| Tachometer with integrated engine hourmeter | 0 | 0 |
| Turbo boost gauge | 190 | 1 |
| Bogaard engine timer | 260 | 0 |
| Air suspension pressure gauges (2) | 390 | 1 |
| Ambient Temperature Gauge - Black Bezel (not available in gold bezel) | 300 | 1 |
| Fuel filter restriction gauge | 170 | 1 |
| Air cleaner restriction gauge for complete intake system | 380 | 1 |
| Engine coolant temperature gauge | 0 | 0 |
| Engine oil pressure gauge | 0 | 0 |
| Low transmission oil pressure warning light (with neutral interlock) | 0 | 0 |
| Gold bezel gauges | 160 | 0 |
| Cummins cruise control, steering wheel mounted sw | 0 | 0 |
| ADJUSTABLE STEER COLUMN WITH WOOD GRAIN AND LEATHER SMART WHEEL | 1,050 | 0 |
| No jack and wheelbrace | -220 | -18 |
| Integral two cup drink holder in dash | 0 | 0 |
| Back of cab grab handles - Yellow | 70 | 0 |
| Roof mounted air conditioning condensor | 2,390 | 20 |
| Seven hood grille bars - in lieu of three grille bars (Euro 5 compliant engines only) | 170 | 2 |
| Perforated S/Steel grille, externally mounted | 0 | 0 |
| Central Locking | 0 | 0 |
| Black Interior grab handles fitted to A-pillar | 0 | 0 |
| Dual hood hooks | 0 | 0 |
| 1525mm Aerodyne roof sleeper box LH sleeper access door, LH & RH side toolbox doors, a 42" X 80" mattress, two vista windows, two rear wall mounted (flush) floodlights, pivoting upper side windows, painted sleeper vents and a trailer airline support rail mounted on the roof line. The truck order must also include: RH sleeper access door, a roof fairing and side extenders, a RHS internal sleeper mounted fan, four speakers and two tweeters, NO flywire screens, NO additional sleeper mounted lights (including Beacon and Floodlights), NO upper rear storage locker, NO jack and tools, NO under sleeper vanity skirts, NO rear window, NO upper bunk, NO sleeper A/C and NO rear toolbox. | 32,310 | 520 |

Unpublished options may require review/approval.
Dimensional and performance data for unpublished options may vary from that displayed in PROSPECTOR.

| | | | | |
|-----------------|-----------------------|-----------------|-----------------|-----------|
| Printed: | 11/11/2020 8:49:08 AM | Complete | Model Number: | T659 |
| Effective Date: | Aug 1, 2020 | | Quote/DTPO/CO: | Q64803551 |
| Prepared by: | ID: DARREN NICHOLL | | Version Number: | 37.01 |



| Description | \$ List | Weight |
|--|---------|--------|
| Right hand sleeper access door (830mm x 640mm) - N/A with 28^, 600mm, 760mm or 860mm sleepers. | 1,200 | 7 |
| Stainless steel sleeper vents x 2 for all sleepers, excluding 50^ & 1400mm Aero | 90 | 1 |
| Sleeper fan - single | 140 | 2 |
| Roof mounted deflector for 1525mm Aero modular including side extenders & continuation tabs. | 0 | 0 |
| Kenworth driver's information pack with driver's handbook | 0 | 0 |
| Kenworth custom maintenance manual - USB drive | 0 | 0 |

Air Equipment

| | | |
|--|-------|----|
| Combined trailer kit, mounted at rear of cab / sleeper and at rear of frame. | 1,520 | 5 |
| PBR air line couplings | 0 | 0 |
| Semi trailer fixed coiled air lines | 0 | 0 |
| Full truck air couplings, plugged - combined kit | 290 | 0 |
| AIR AND ELECTRICAL LINES TO HOSETENNA T O BE ROUTED OUTSIDE OF CHASSIS RAIL | 0 | 0 |
| Semi trailer fixed light line - AS 2513 plug straight light line | 0 | 0 |
| Full truck electrical connection - AS 2513 socket mounted at rear of frame | 300 | 0 |
| Hosetenna right hand side - fixed | 0 | 0 |
| Manual air tank drain valves | 0 | 0 |
| Chicago Rawhide Turbo 2000 air dryer | 1,410 | 12 |
| Trailer release valve | 1,150 | 1 |
| Electronic Braking Safety System (ABS+ATC+DTC) - EBSS is an Electronically controlled pneumatic braking system (standard features: Antilock Braking System + Automatic Traction Control + Drag Torque Control) | 0 | 0 |
| Semi trailer ABS - socket only (for use with Semi Trailer kit or Combined kit) | 0 | 0 |
| No Full truck ABS trailer connection (for use with combined kits only) | 0 | 0 |

Fuel Tanks & Equip

Unpublished options may require review/approval.
Dimensional and performance data for unpublished options may vary from that displayed in PROSPECTOR.

| | | | | |
|-----------------|-----------------------|-----------------|-----------------|-----------|
| Printed: | 11/11/2020 8:49:08 AM | Complete | Model Number: | T659 |
| Effective Date: | Aug 1, 2020 | | Quote/DTPO/CO: | Q64803551 |
| Prepared by: | ID: DARREN NICHOLL | | Version Number: | 37.01 |



| Description | \$ List | Weight |
|--|---------|-----------|
| Aluminium Note: each fuel tank specified is filled with 200L fuel when it leaves the KW factory. Tanks with a capacity less than 200L will be completely filled. Polished aluminium fuel tanks apply to all orders from the January 2015 price book onwards. Non-polished aluminium fuel tanks will be provided for all trucks ordered in price levels earlier than the January 2015 price book. | 0 | 0 |
| Polished finish - Aluminium tanks only | 0 | 0 |
| 400L 625mm dia fuel tank LHF (rpl) | -50 | -2 |
| 400L 625mm dia fuel tank RHF (add) | 2,830 | 90 |
| 300L 625mm dia fuel tank LHR (add) | 2,450 | 68 |
| 300L 625mm dia oil tank LHRR c/w breather & 1.25" BSP in/outlets. Aftermarket fittings and hoses for the oil tank may need up to 150mm of additional rail space. | 2,070 | 307 |
| 300L 625mm dia fuel tank RHRR (add) | 2,450 | 68 |
| 300L 625mm diam AdBlue tank RHR (stainless steel) for ISXe5 (100L AdBlue supplied at factory) | 120 | 31 |
| Dual fuel pickups & returns with fuel cooler | 1,310 | 14 |
| Frame/Location Options | | |
| Hydraulic PTO retrofit to u`side of trans. locate air tanks, airlines, fuel lines and electrical harnesses clear from underside of clutch housing to output yoke. (Not with Allison transmission), (subject to Kenworth Engineering approval) | 0 | 0 |
| Paint | | |
| Paint cab 1 colour | 0 | 0 |
| Paint sleeper box 1 colour | 470 | 0 |
| CHASSIS PAINT WINDERMERE BLUE METALLIC | 1,500 | 0 |
| BC(metallic)/CC colour to cab | 2,100 | 0 |
| BC(metallic)/CC to sleeper | 1,010 | 0 |
| PAINT COLOR NUMBER | 0 | 0 |
| N97020 COLOUR A 452KEA.B16M WINDERMERE BL | | |
| N97600 AIR SHIELD 452KEA.B16M WINDERMERE BL | | |
| N97350 CHASSIS 419M99999996 (NARRATIVE) M | | |
| Miscellaneous | | |
| | 0 | 0 |
| List Price | | \$411,440 |
| Total Weight | | 10066kg |

Prices and Specifications Subject to Change Without Notice.

Unpublished options may require review/approval.
Dimensional and performance data for unpublished options may vary from that displayed in PROSPECTOR.

| | | | | |
|-----------------|-----------------------|-----------------|-----------------|-----------|
| Printed: | 11/11/2020 8:49:08 AM | Complete | Model Number: | T659 |
| Effective Date: | Aug 1, 2020 | | Quote/DTPO/CO: | Q64803551 |
| Prepared by: | ID: DARREN NICHOLL | | Version Number: | 37.01 |



Typical accuracy of a weight estimate is +/- 2% and does not include the weight of fuel.
There is no guarantee as to the accuracy of the weight estimate of this specification.

Unpublished options may require review/approval.
Dimensional and performance data for unpublished options may vary from that displayed in PROSPECTOR.

| | | | | |
|-----------------|-----------------------|-----------------|-----------------|-----------|
| Printed: | 11/11/2020 8:49:08 AM | Complete | Model Number: | T659 |
| Effective Date: | Aug 1, 2020 | | Quote/DTPO/CO: | Q64803551 |
| Prepared by: | ID: DARREN NICHOLL | | Version Number: | 37.01 |



Twin City Truck Centre A036
255 MCKOY ST

JE AND JWT HYLES
557 BRIARS SHARROW ROAD

WODONGA, Victoria Australia 3690

Phone:

Fax:

Email:

dcn@twincitytruckcentre.com.au

BUNGENDORE, New South Wales Australia 2621

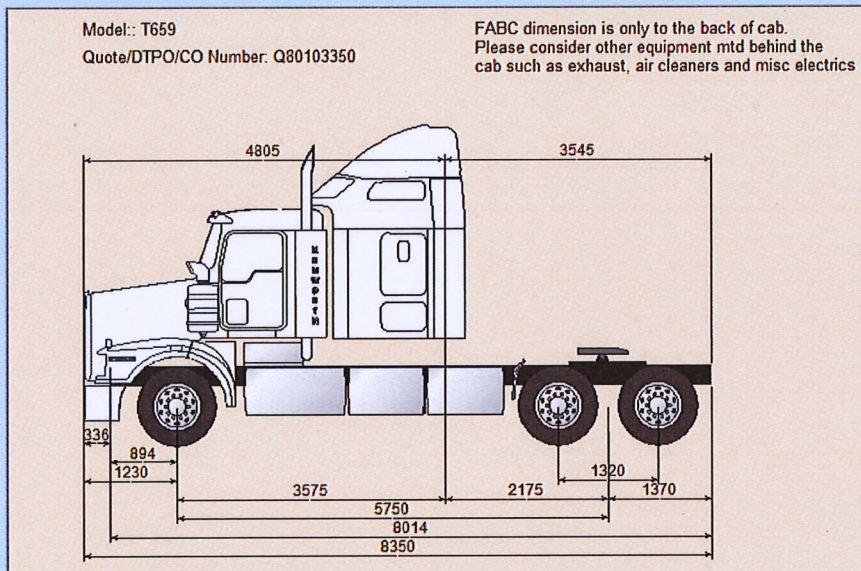
Phone: 0429954984

Fax: 00

Contact Email: hylesbulkhaul@gmail.com

Prepared for: JON HYLES

Horizontal Dimensions



Unpublished options may require review/approval.

Dimensional and performance data for unpublished options may vary from that displayed in PROSPECTOR.

Printed: 11/11/2020 8:27:32 AM
Effective Date: Aug 1, 2020
Prepared by: ID: DARREN NICHOLL

Complete

Model Number: T659
Quote/DTPO/CO: Q80103350
Version Number: 37.01



Twin City Truck Centre A036
255 MCKOY ST

JE AND JWT HYLES
557 BRIARS SHARROW ROAD

WODONGA, Victoria Australia 3690

Phone:

Fax:

Email: dcn@twincitytruckcentre.com.au

BUNGENDORE, New South Wales Australia 2621

Phone: 0429954984

Fax: 00

Contact Email: hylesbulkhaul@gmail.com

Prepared for: JON HYLES

Fuel Tanks

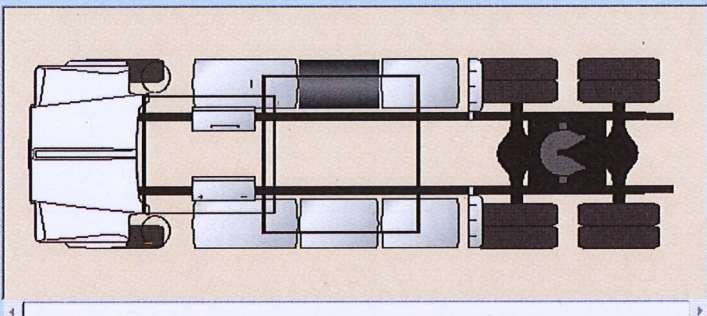
Summary
 Right Left

Location
Forward
Rear
Rear-Rear
In-Frame
DEF Tank

Type

Material

Diameter



Top View Right Side Available Space: 70.00 mm Current Wheelbase Space: 5750
 Side View Left Side Available Space: 70.00 mm Required Wheelbase Space: 5680

| Position | Description | Price | Weight |
|-------------|--|-------|--------|
| Above RH | Tool box RHS under cab above tank | 0 | 0 |
| Above LH | Slide tray b/box LH under cab above round tank | 630 | 3 |
| RH Under | 400L 625mm dia fuel tank RHF (add) | 2830 | 90 |
| LH Under | 400L 625mm dia fuel tank LHF (pl) | -50 | -2 |
| LH BOC1 | 300L 625mm dia fuel tank LHR (add) | 2450 | 68 |
| RH BOC2 | 300L 625mm dia fuel tank RHRR (add) | 2450 | 68 |
| LH BOC2 | 300L 625mm dia oil tank LHRR | 2070 | 307 |
| RH Def Tank | 300L 625mm diam AdBlue tank RHR | 120 | 31 |

Unpublished options may require review/approval.

Dimensional and performance data for unpublished options may vary from that displayed in PROSPECTOR.

Printed: 11/11/2020 8:27:41 AM
Effective Date: Aug 1, 2020
Prepared by: ID: DARREN NICHOLL

Complete

Model Number: T659
Quote/DTPO/CO: Q80103350
Version Number: 37.01



Twin City Truck Centre A036
255 MCKOY ST

JE AND JWT HYLES
557 BRIARS SHARROW ROAD

WODONGA, Victoria Australia 3690

Phone:

Fax:

Email:

dcn@twincitytruckcentre.com.au

BUNGENDORE, New South Wales Australia 2621

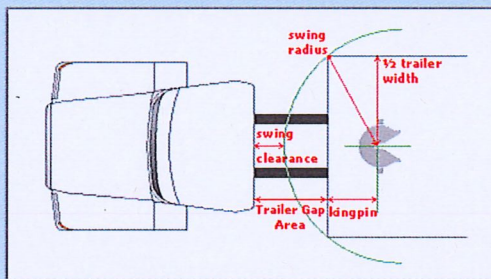
Phone: 0429954984

Fax: 00

Contact Email: hylesbulkhaul@gmail.com

Prepared for: JON HYLES

Swing Clearance



Jack Knife Allowance and Dip Angle

Jack Knife Allowance: mm

Dip Angle Setting: Degrees

Swing and Dip Clearance

Available Swing Clearance: mm

Max Dip Angle: Degrees

Overall Combination Length: mm

Legal Constraint Comparison: mm

Truck and Trailer Data

| Description | Dim (inches) |
|--------------------------|--------------|
| WheelBase | 5750 |
| Trailer Width | 2500 |
| Trailer Kingpin Setting | 1500 |
| Corner Radius | 200 |
| Fixed Fifth Wheel Offset | 0 |

Fifth Wheel Position

Rearmost Fifth Wheel Location: mm

The value is measured from the centreline of the bogie.
Negative dimensions are behind the bogie centreline.

Trailer Gap

Operational Fifth Wheel Setting: mm

Calculated Trailer Gap at Setting: mm

Guidelines & Recommendations

Vehicle Components

| Component Checked | Status |
|--------------------------------|--------|
| Hosetenna located RHS - fixed | Pass |
| Sleeper Roof - 1525mm Aero Slp | Pass |
| Cab Roof - C509, T6's & T909 | N/A |

Unpublished options may require review/approval.

Dimensional and performance data for unpublished options may vary from that displayed in PROSPECTOR.

Printed: 11/11/2020 8:27:50 AM
Effective Date: Aug 1, 2020
Prepared by: ID: DARREN NICHOLL

Complete

Model Number: T659
Quote/DTPO/CO: Q32703476
Version Number: 37.01



Twin City Truck Centre A036
255 MCKOY ST

JE AND JWT HYLES
557 BRIARS SHARROW ROAD

WODONGA, Victoria Australia 3690
Phone:
Fax:
Email: dcn@twincitytruckcentre.com.au

BUNGENDORE, New South Wales Australia 2621
Phone: 0429954984
Fax: 00
Contact Email: hylesbulkhaul@gmail.com
Prepared for: JON HYLES

Weight Distribution

Weight Distribution

Actual performance of a specific unit can be affected by your operating conditions. The performance calculations should only be used as a guideline. Typical accuracy of a weight estimate is +/- 2% and there is no guarantee as to the accuracy of the estimate for this spec.

| Truck Spec | Auxiliary Payload |
|---|-------------------|
| Model: T659 Quote/DTPO/CO Number: Q80103360 Wheelbase measurement: 5750mm | |
| | |

Recommended Fifth Wheel Location is 0 mm. from the centreline of the drive axle(s).

| Weight (kg) | Front | Rear | Total |
|-------------------------------------|-------------|--------------|--------------|
| Chassis | 5082 | 4235 | 10117 |
| Tools/Driver | 101 | 29 | 130 |
| Fuel & DEF | 783 | 572 | 1355 |
| Load @ Selected FW Setting | 0 | 11664 | 11664 |
| ax Payload @ Recommended FW Setting | 0 | 11664 | 11664 |
| Auxiliary Payload | 0 | 0 | 0 |
| Total | 6766 | 16500 | 23266 |
| Specify Ground Load | 6766 | 16500 | |

CODED FIFTH WHEEL

| | |
|---------------------------|-----|
| Rear-most Position | 0 |
| Forward-most Position | 0 |
| Available Swing Clearance | 100 |

Unpublished options may require review/approval.

Dimensional and performance data for unpublished options may vary from that displayed in PROSPECTOR.

Printed: 11/11/2020 8:27:23 AM
Effective Date: Aug 1, 2020
Prepared by: ID: DARREN NICHOLL

Complete

Model Number: T659
Quote/DTPO/CO: Q80103350
Version Number: 37.01